



US00D637388S

(12) **United States Design Patent**  
**You**

(10) **Patent No.:** **US D637,388 S**

(45) **Date of Patent:** **\*\* May 10, 2011**

(54) **UMBRELLA FRAME**

(76) Inventor: **Ching-Chuan You**, Taipei (TW)

(\*\*) Term: **14 Years**

(21) Appl. No.: **29/347,921**

(22) Filed: **Aug. 3, 2010**

(51) **LOC (9) Cl.** ..... **03-03**

(52) **U.S. Cl.** ..... **D3/10**

(58) **Field of Classification Search** ..... D3/5-17;  
135/15.1, 23, 25.3, 26, 27, 29, 31, 32  
See application file for complete search history.

(56) **References Cited**

**U.S. PATENT DOCUMENTS**

744,476	A *	11/1903	Burgess	135/25.3
973,207	A *	10/1910	Pokorny	135/31
1,045,595	A *	11/1912	Nygren	135/25.3
3,746,024	A *	7/1973	Kida	135/25.33
4,368,749	A *	1/1983	Lindler et al.	135/15.1
5,121,764	A *	6/1992	Wu	135/31
5,372,155	A *	12/1994	You	135/29
5,715,853	A *	2/1998	Lin	135/29
5,746,235	A *	5/1998	Lin	135/29
D398,363	S *	9/1998	LoBue	D21/840
D424,799	S *	5/2000	Lai	D3/5
6,164,303	A *	12/2000	Lin et al.	135/29
6,397,866	B1 *	6/2002	You	135/23
6,588,439	B2 *	7/2003	Wu	135/27
D484,680	S *	1/2004	You	D3/10

D489,169	S *	5/2004	You	D3/10
6,789,556	B2 *	9/2004	You	135/31
6,920,887	B2 *	7/2005	Lo	135/32
D515,803	S *	2/2006	You	D3/10
D587,448	S *	3/2009	You	D3/10
2003/0010367	A1 *	1/2003	Ko	135/32
2003/0062073	A1 *	4/2003	Tung	135/20.1

\* cited by examiner

*Primary Examiner* — Celia A Murphy

*Assistant Examiner* — John Windmuller

(57) **CLAIM**

The ornamental design for an umbrella frame, as shown and described.

**DESCRIPTION**

FIG. 1 is a perspective view of an umbrella frame showing my new design;

FIG. 2 is a front view thereof;

FIG. 3 is a rear view thereof;

FIG. 4 is a left view thereof;

FIG. 5 is a right view thereof;

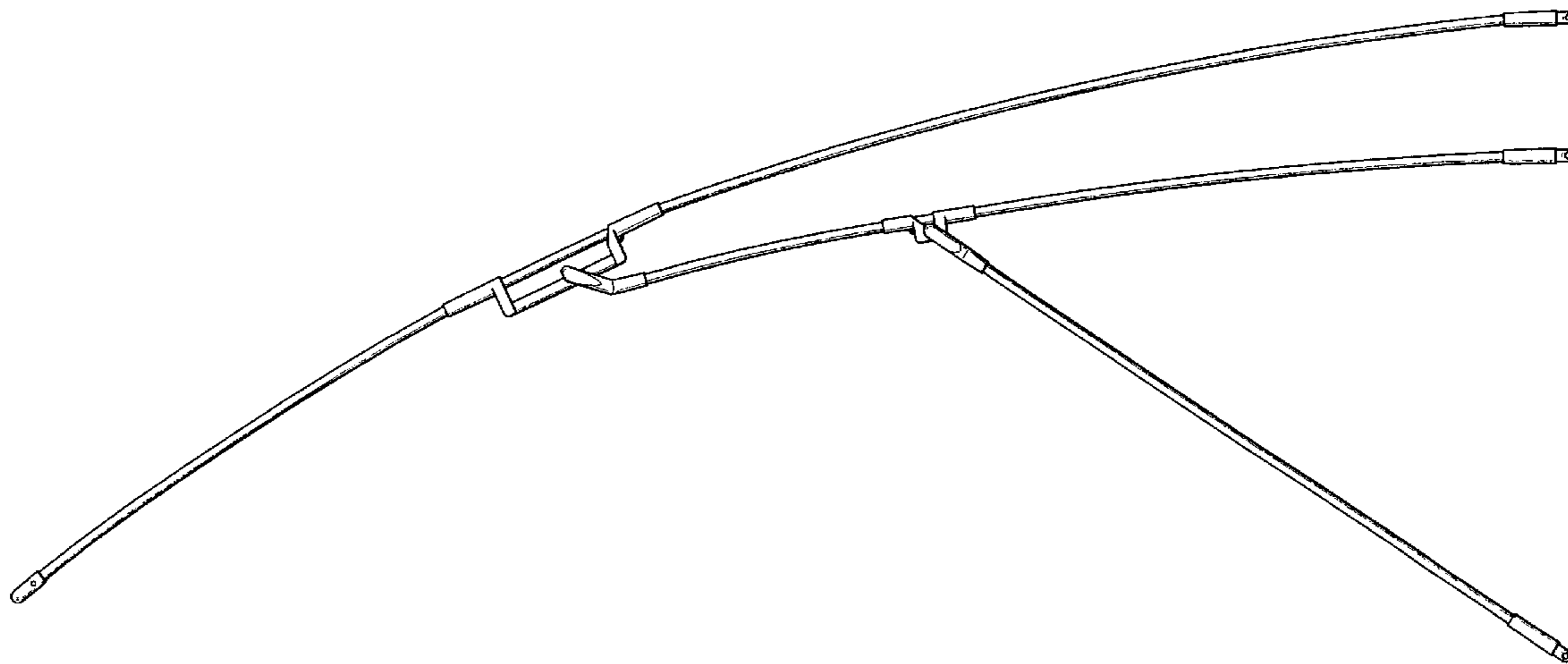
FIG. 6 is a top view thereof;

FIG. 7 is a bottom view thereof; and,

FIG. 8 is a perspective view thereof in fully upward extended position with the rest of an umbrella frame.

In FIG. 8, the broken line showing of other an umbrella frame depicts environmental subject matter only and forms no part of the claimed design.

**1 Claim, 6 Drawing Sheets**






FIG.1

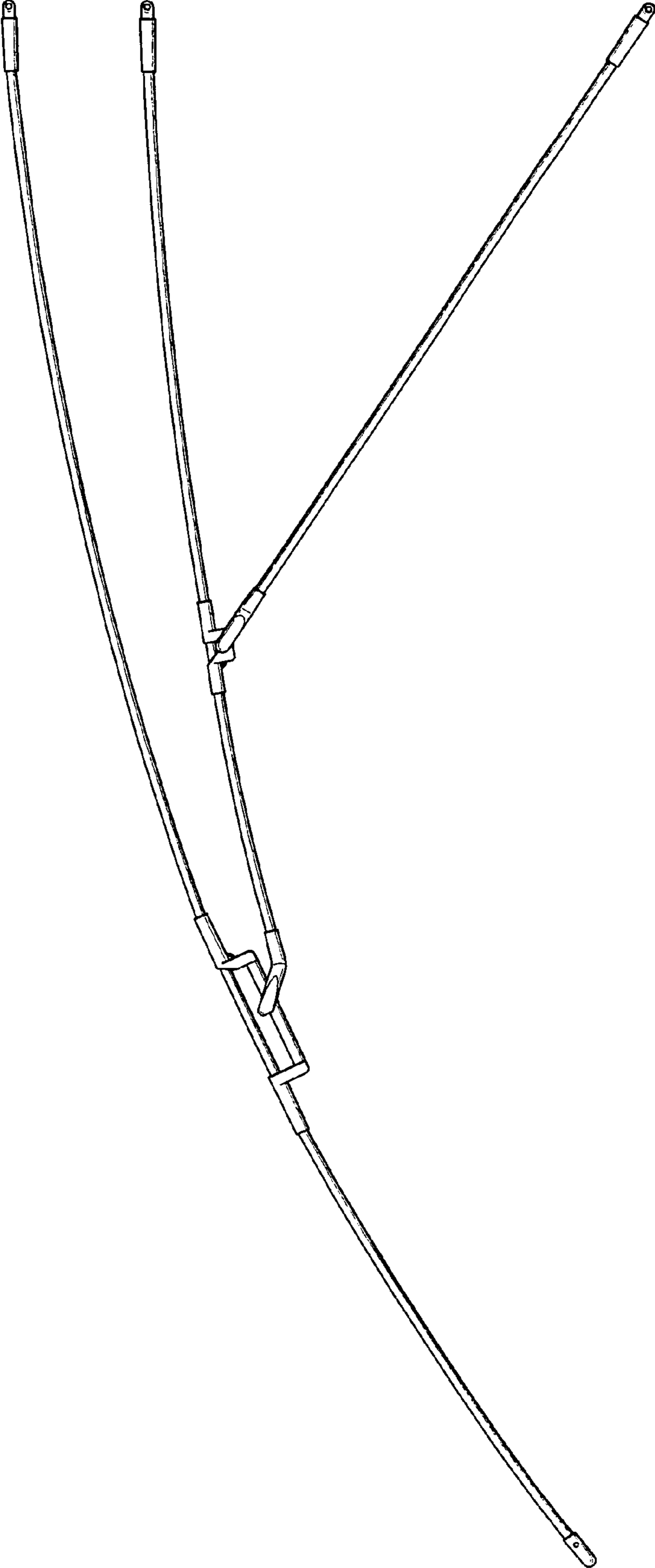


FIG.2

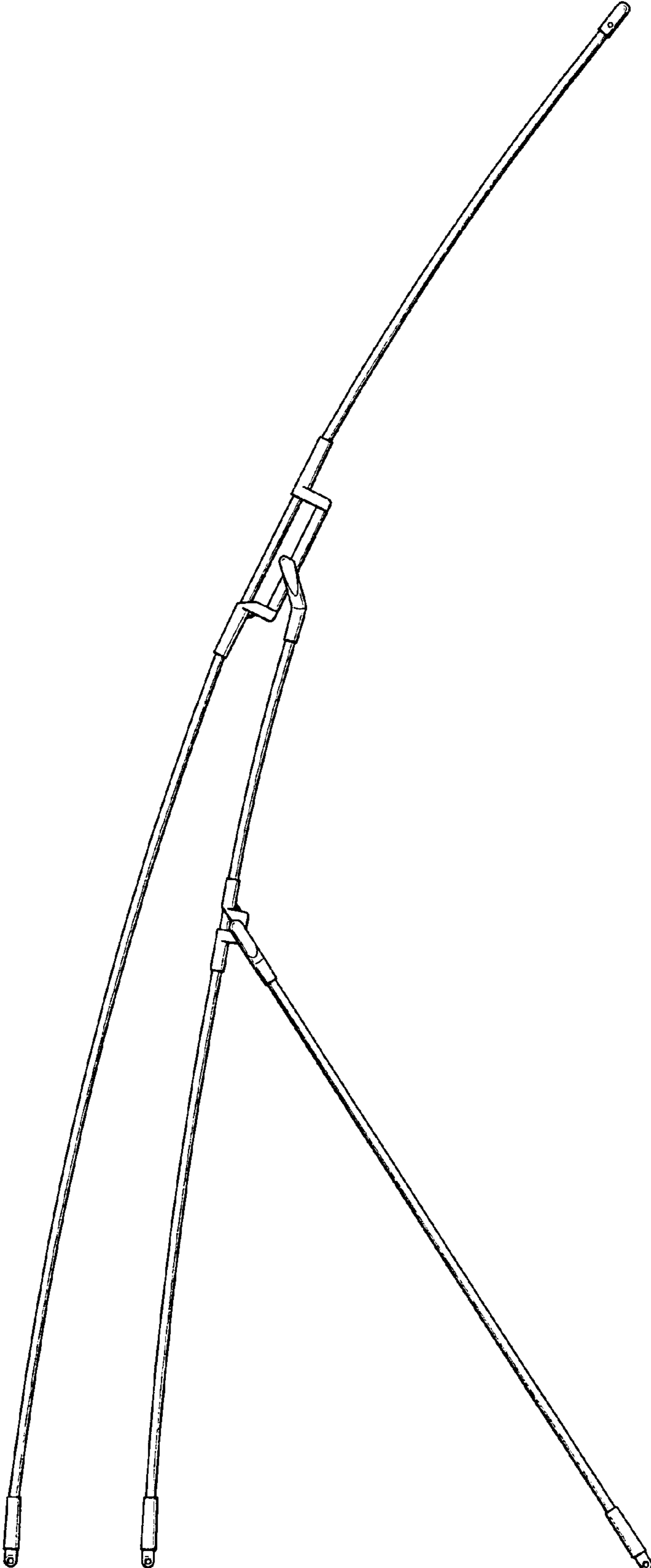


FIG.3



FIG. 4



FIG. 5



FIG. 6



FIG. 7

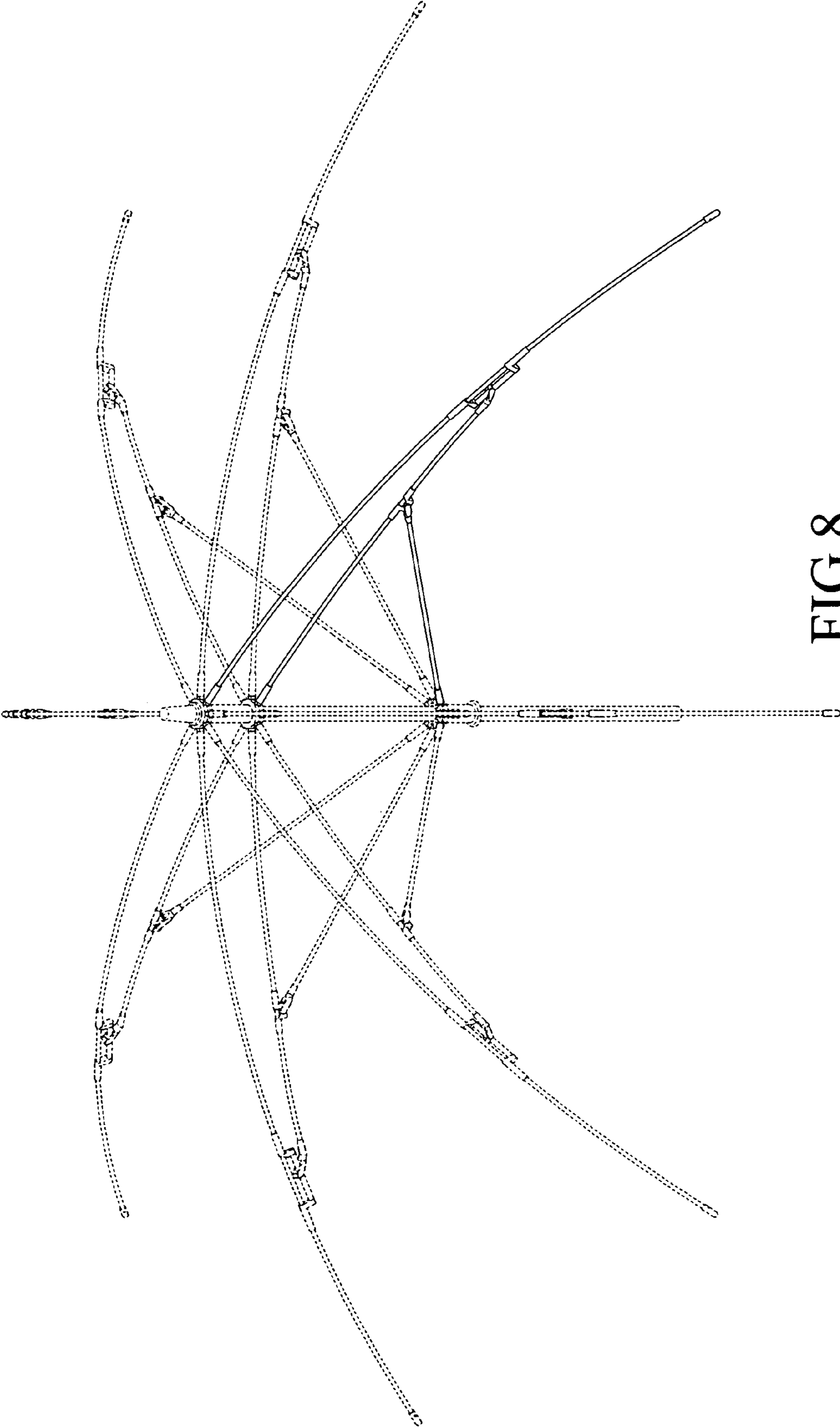


FIG. 8