



US00D637385S

(12) **United States Design Patent**  
**Spring**

(10) **Patent No.:** **US D637,385 S**

(45) **Date of Patent:** **\*\* May 10, 2011**

(54) **FOOTWEAR**

(75) Inventor: **Angie Spring**, Portland, OR (US)

(73) Assignee: **Sorel Corporation**, Portland, OR (US)

(\*\*) Term: **14 Years**

(21) Appl. No.: **29/377,505**

(22) Filed: **Oct. 21, 2010**

(51) **LOC (9) Cl.** ..... **02-99**

(52) **U.S. Cl.** ..... **D2/970; D2/911**

(58) **Field of Classification Search** ..... D2/896,  
D2/900, 909-911, 920, 943, 946, 969, 970,  
D2/974; 36/83, 1.5, 2 R, 109, 3 A, 7.1 R,  
36/45, 52, 112, 100

See application file for complete search history.

(56) **References Cited**

**U.S. PATENT DOCUMENTS**

D104,665 S *	5/1937	Jacob	.....	D2/912
D164,155 S *	8/1951	Bingham, Jr.	.....	D2/912
D164,667 S *	10/1951	Bingham, Jr.	.....	D2/912
D199,558 S *	11/1964	Cohn	.....	D2/912
D235,283 S *	6/1975	Lee	.....	D2/912
D248,597 S *	7/1978	Sinigaglia	.....	D2/912
D267,365 S *	12/1982	Hansen	.....	D2/912
D269,731 S *	7/1983	Mattiuazzo	.....	D2/912
D282,501 S *	2/1986	Lama	.....	D2/912
D314,272 S *	2/1991	Laycock	.....	D2/897
D366,560 S *	1/1996	Reedy et al.	.....	D2/912
D380,592 S *	7/1997	Whittington	.....	D2/910
D403,142 S *	12/1998	Cook	.....	D2/910

D461,294 S *	8/2002	Cook	.....	D2/912
D475,841 S *	6/2003	Cook	.....	D2/909
D551,829 S *	10/2007	McLin	.....	D2/912

\* cited by examiner

*Primary Examiner* — Robert M Spear

*Assistant Examiner* — Rashida C McCoy

(74) *Attorney, Agent, or Firm* — Schwabe, Williamson & Wyatt, P.C.

(57) **CLAIM**

I claim an ornamental design for footwear, as shown and described.

**DESCRIPTION**

FIG. 1 is a perspective view of footwear, showing my new design;

FIG. 2 is a right side view of the footwear illustrated in FIG. 1;

FIG. 3 is a left side view of the footwear illustrated in FIG. 1;

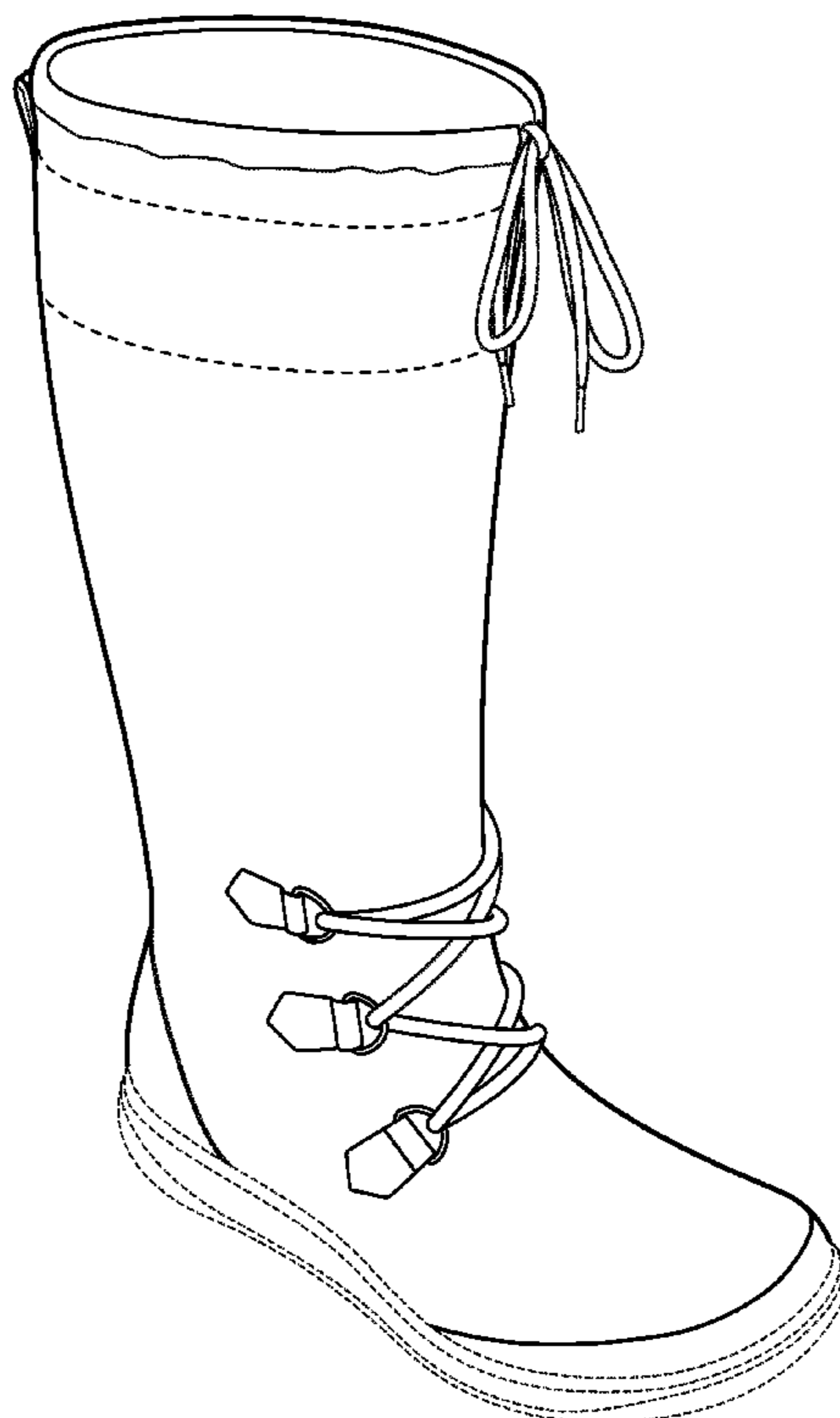
FIG. 4 is a back view of the footwear illustrated in FIG. 1;

FIG. 5 is a front view of the footwear illustrated in FIG. 1;

FIG. 6 is a top view of the footwear illustrated in FIG. 1; and,

FIG. 7 is a bottom view of the footwear illustrated in FIG. 1. The large dashed lines represent claimed stitching and the small dash lines are included for the purpose of illustrating environmental structure and form no part of the claimed design.

**1 Claim, 5 Drawing Sheets**



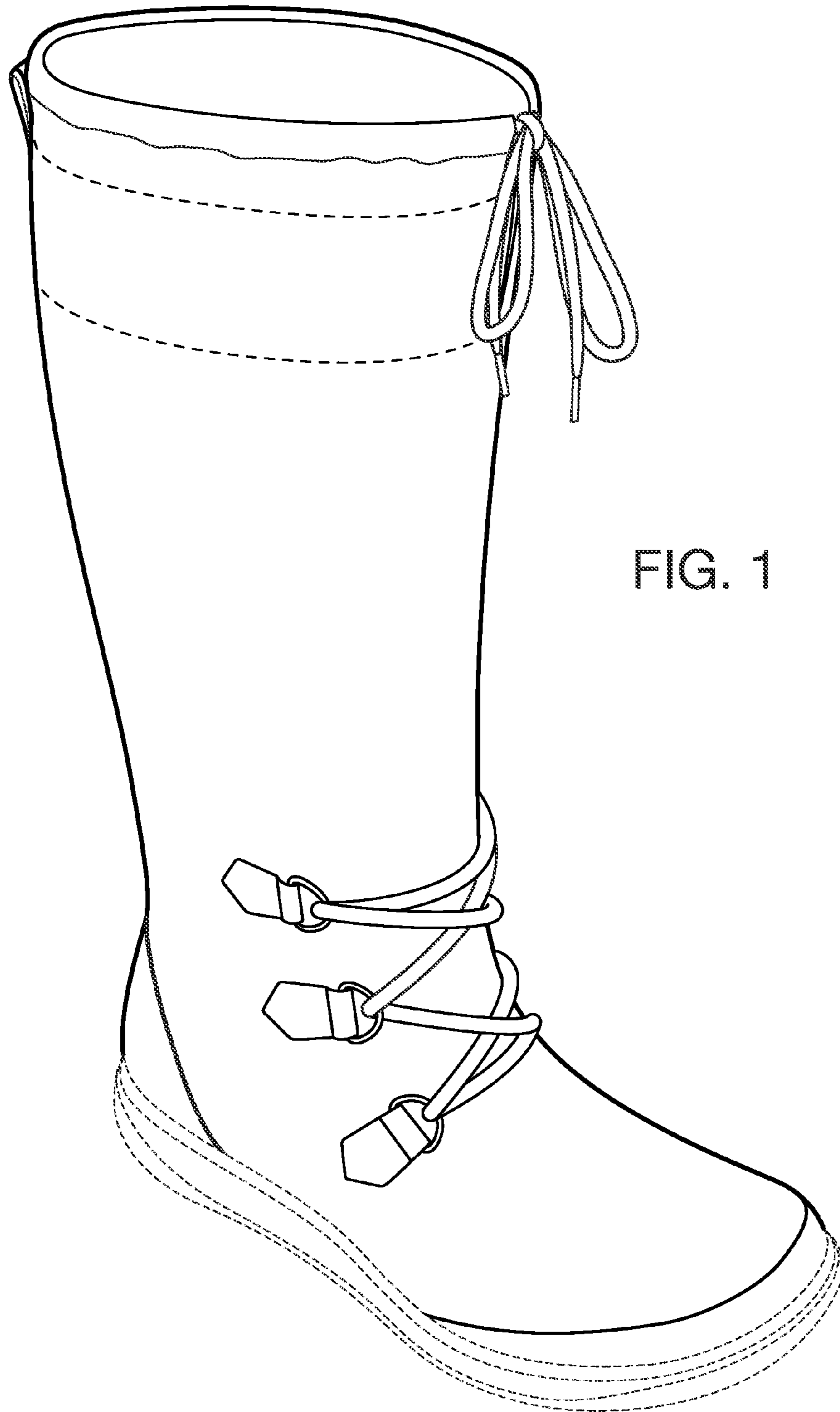


FIG. 1

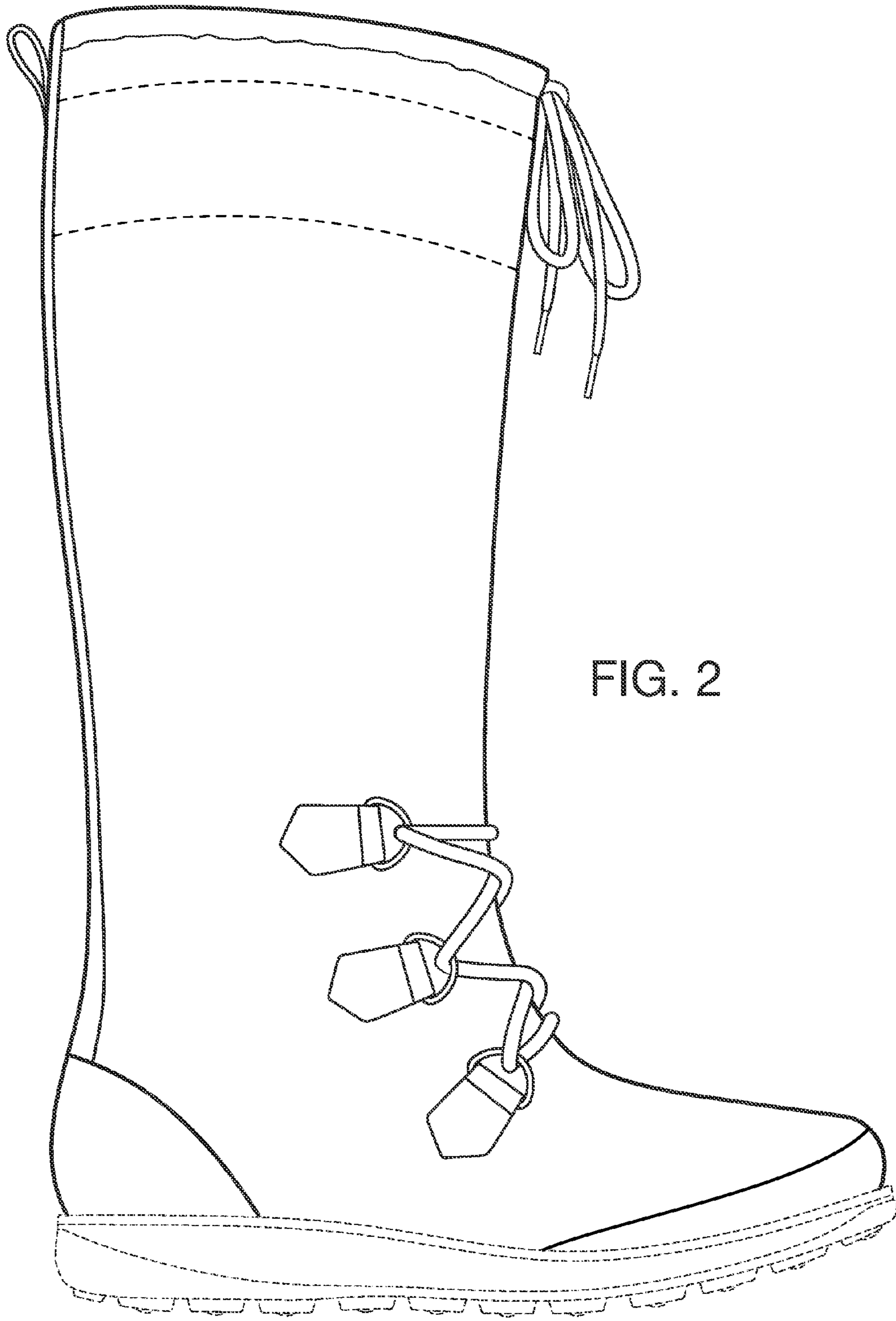


FIG. 2

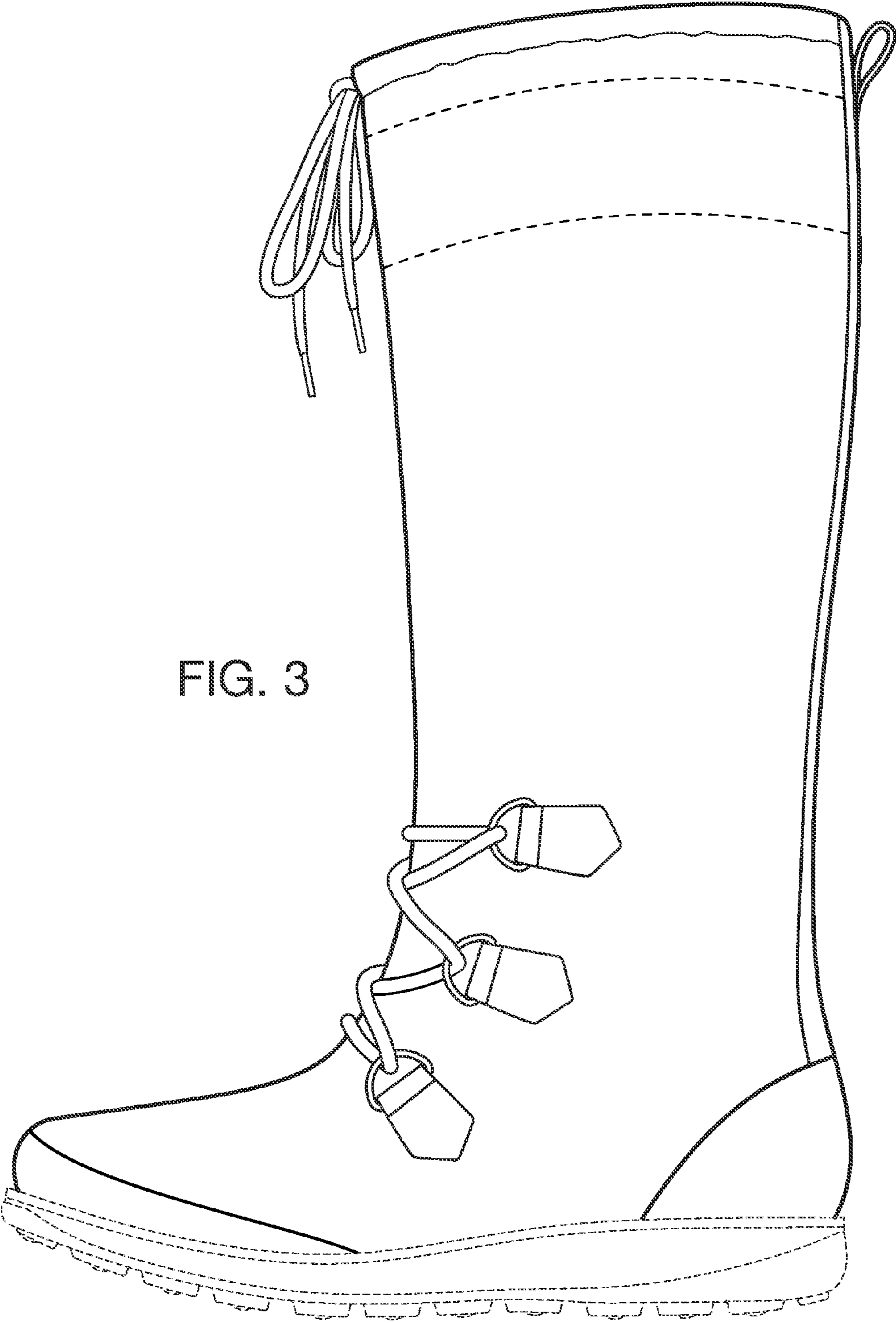


FIG. 3

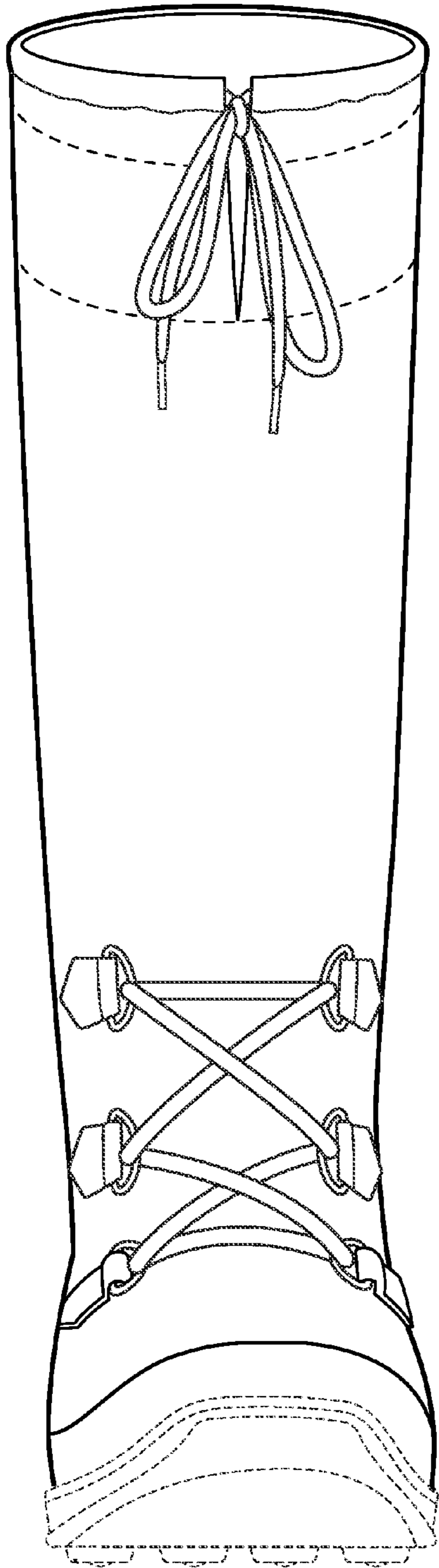


FIG. 4

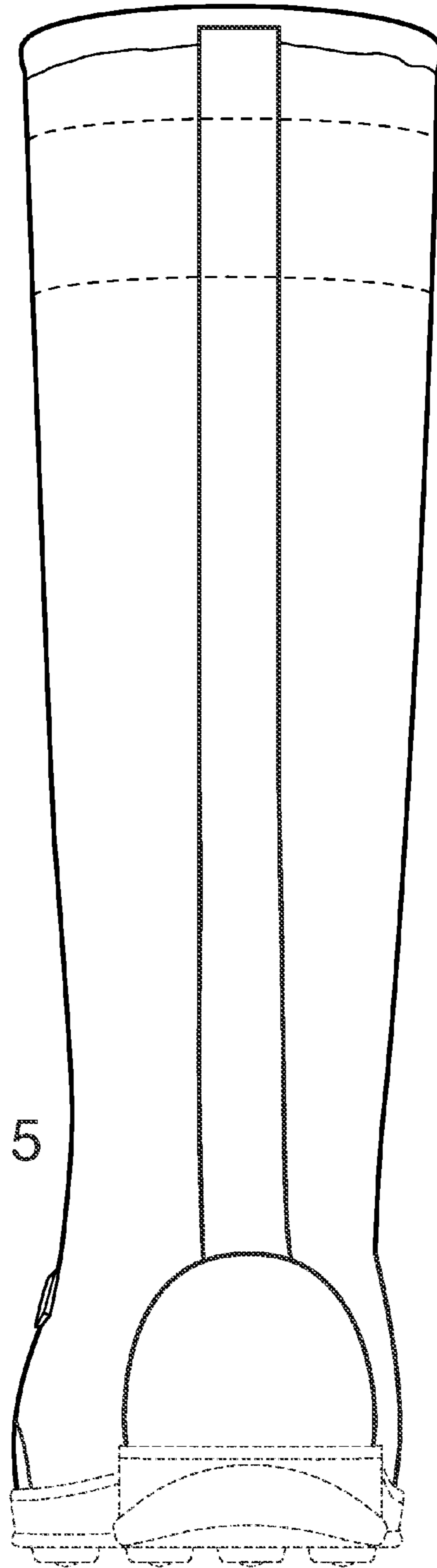


FIG. 5

FIG. 6

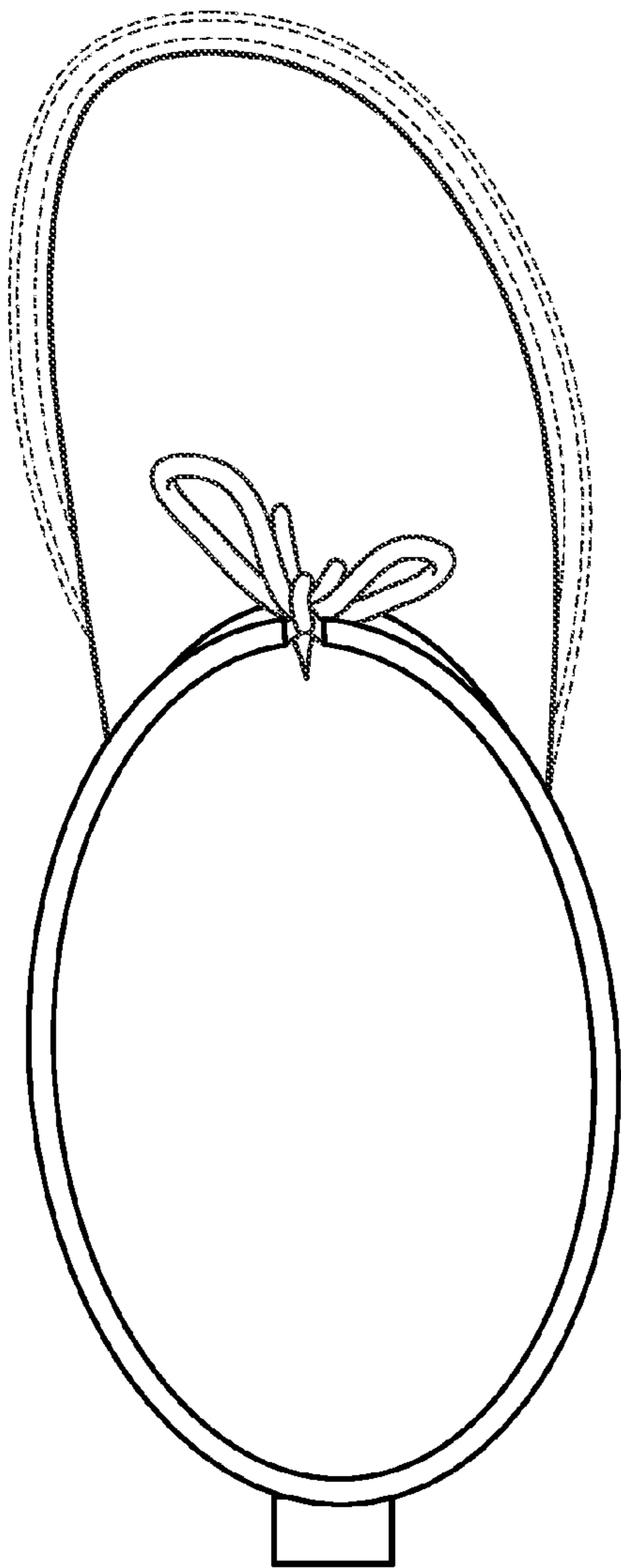


FIG. 7

