



US00D637381S

(12) **United States Design Patent**
Zappiello

(10) **Patent No.:** **US D637,381 S**
(45) **Date of Patent:** **** May 10, 2011**

- (54) **SHOE SOLE**
- (75) Inventor: **Nicola Zappiello**, New York, NY (US)
- (73) Assignee: **Aerogroup International Holdings LLC**, Edison, NJ (US)
- (**) Term: **14 Years**
- (21) Appl. No.: **29/380,389**
- (22) Filed: **Dec. 3, 2010**
- (51) **LOC (9) Cl.** **02-04**
- (52) **U.S. Cl.** **D2/951**
- (58) **Field of Classification Search** D2/902,
D2/908, 916, 918, 925, 946, 947, 951-954,
D2/956-962, 977; 36/3 B, 22 R, 24.5, 25 R,
36/28, 32 R, 34 R, 59 C, 103
See application file for complete search history.

- D607,193 S * 1/2010 Recchi D2/959
- D607,633 S * 1/2010 Mongelli D2/947
- D608,999 S * 2/2010 McClaskie D2/959
- D609,894 S * 2/2010 Andersen et al. D2/956
- D617,541 S * 6/2010 Petrie D2/955
- 7,762,008 B1 * 7/2010 Clark et al. 36/3 B
- D621,144 S * 8/2010 McClaskie D2/953
- D621,594 S * 8/2010 Diaz D2/953
- D622,043 S * 8/2010 Hauglin D2/957
- D622,492 S * 8/2010 McClaskie D2/952

(Continued)

Primary Examiner — T. Chase Nelson

(74) *Attorney, Agent, or Firm* — Lackenbach Siegel, LLP;
Andrew F. Young, Esq.

(57) **CLAIM**

The ornamental design for a shoe sole, as shown and described.

DESCRIPTION

FIG. 1 is a left front perspective view of an embodiment of the present invention.

FIG. 2 is a left side elevational view of the embodiment shown in FIG. 1.

FIG. 3 is a right side elevational view of the embodiment shown in FIG. 1.

FIG. 4 is a bottom plan view of the embodiment shown in FIG. 1.

FIG. 5 is a front elevational view of the embodiment shown in FIG. 1; and,

FIG. 6 is a rear elevational view of the embodiment shown in FIG. 1.

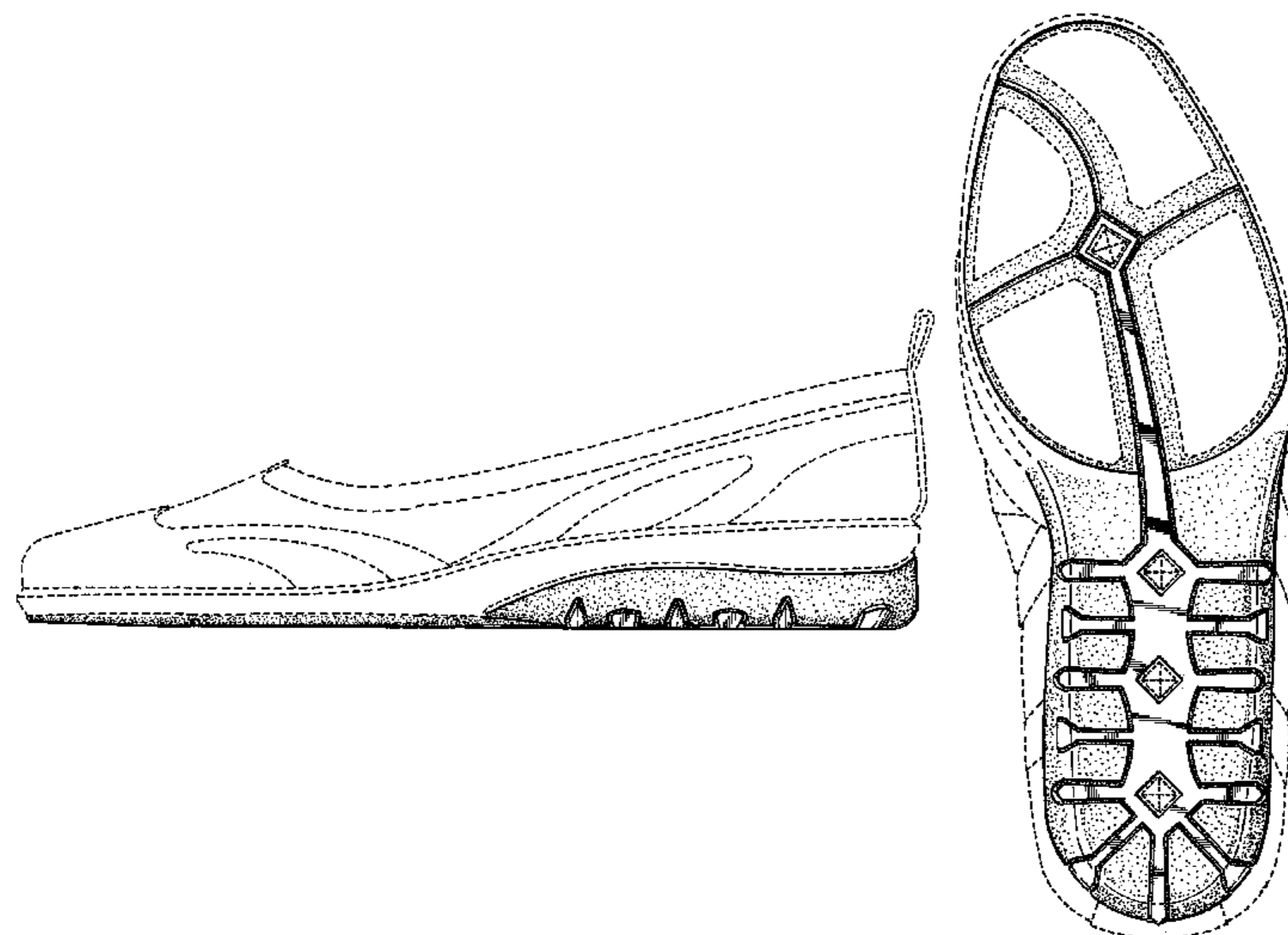
No claim is made to the upper construction shown by use of dashed-shadow lines. The upper is shown as an environmental aid only. Identified sections of the shoe soles in multiple figures marked by dashed-shadow lines also form no part of the claimed design and are provided for environmental assistance only. No claim is made to the portion of the shoe soles not shown in solid lines, the remaining portions of the shoe sole are not claimed.

1 Claim, 5 Drawing Sheets

(56) **References Cited**

U.S. PATENT DOCUMENTS

4,501,077	A *	2/1985	Young	36/32 R
D295,113	S *	4/1988	Zuidema et al.	D2/957
D366,754	S *	2/1996	Valverde	D2/954
D396,947	S *	8/1998	Serna	D2/959
D398,143	S *	9/1998	Meyer	D2/951
D418,662	S *	1/2000	Bergmans	D2/926
D424,287	S *	5/2000	Edwards	D2/957
6,446,359	B2 *	9/2002	Tomat	36/3 R
D476,143	S *	6/2003	McDowell	D2/960
D479,035	S *	9/2003	Adams et al.	D2/959
6,920,705	B2 *	7/2005	Lucas et al.	36/25 R
7,124,519	B2 *	10/2006	Issler	36/31
D539,014	S *	3/2007	Issler	D2/953
D554,339	S *	11/2007	Reina et al.	D2/960
D561,443	S *	2/2008	Robinson et al.	D2/959
D574,130	S *	8/2008	Le	D2/956
D576,395	S *	9/2008	Earle	D2/957
D587,442	S *	3/2009	Robinson et al.	D2/959
D590,586	S *	4/2009	Harlow	D2/960
D591,943	S *	5/2009	Recchi	D2/953
D594,195	S *	6/2009	Nakano	D2/957
7,540,100	B2 *	6/2009	Pawlus et al.	36/76 R
D601,334	S *	10/2009	Werman	D2/959



US D637,381 S

Page 2

U.S. PATENT DOCUMENTS

D624,293	S *	9/2010	Recchi et al.	D2/959	2010/0257752	A1 *	10/2010	Goldston et al.	36/108
7,818,897	B2 *	10/2010	Geer	36/25 R	2010/0281711	A1 *	11/2010	Vestuti et al.	36/28
D627,144	S *	11/2010	Bettencourt	D2/951	2010/0293811	A1 *	11/2010	Truelsen	36/28
2008/0229617	A1 *	9/2008	Johnson et al.	36/102	2010/0293815	A1 *	11/2010	Ferrigan et al.	36/25 R
2010/0236096	A1 *	9/2010	Pauk et al.	36/28					

* cited by examiner

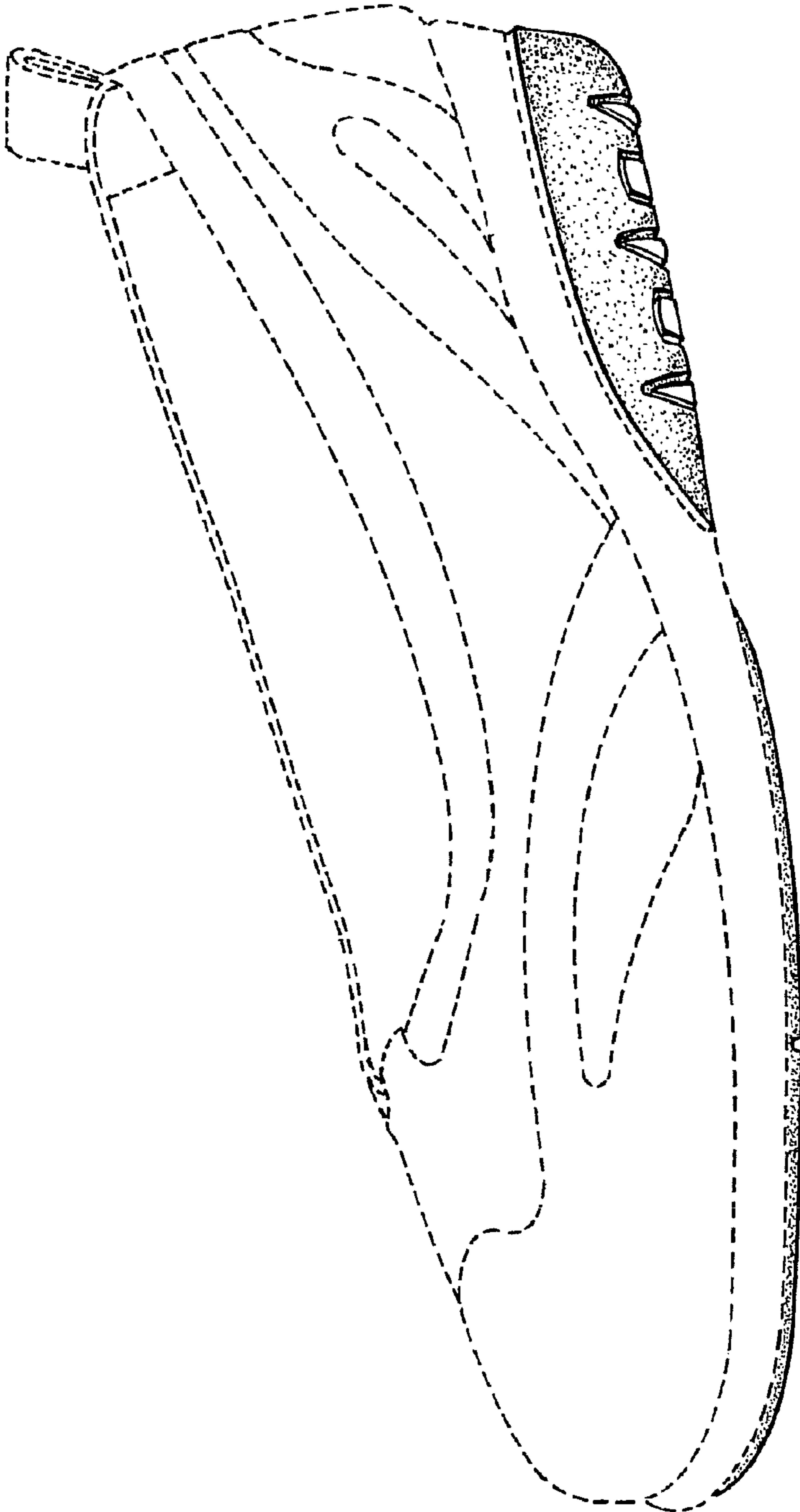


Fig. 1

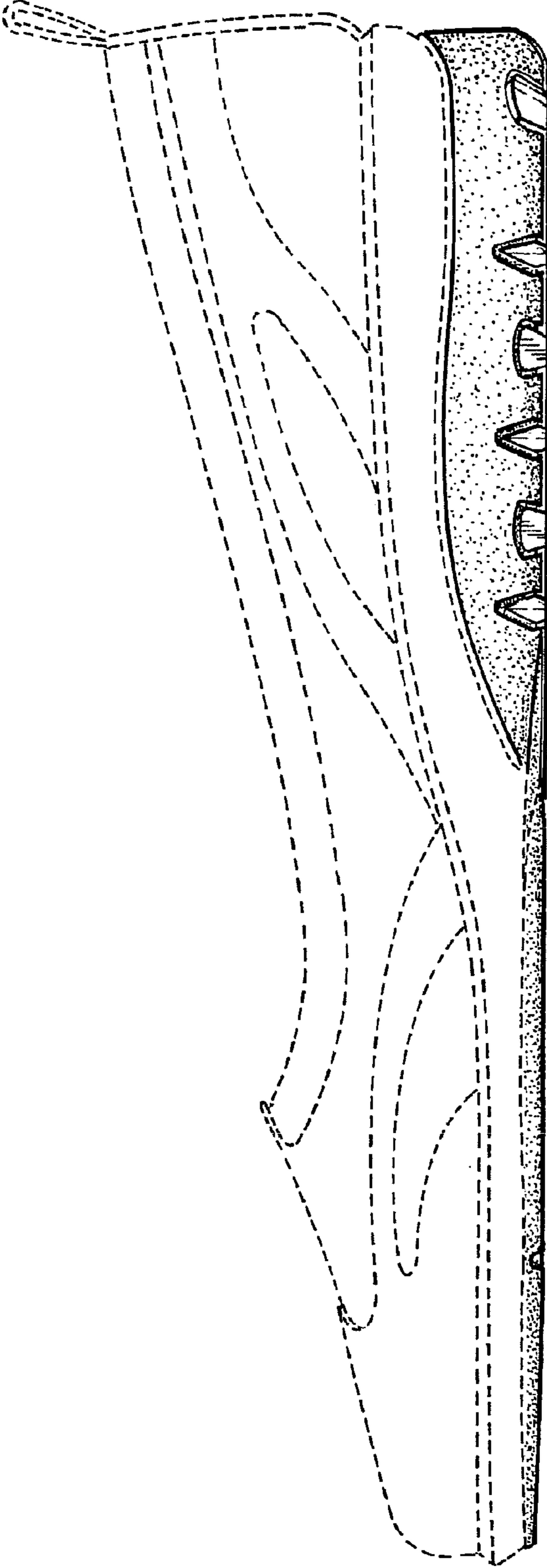


Fig. 2

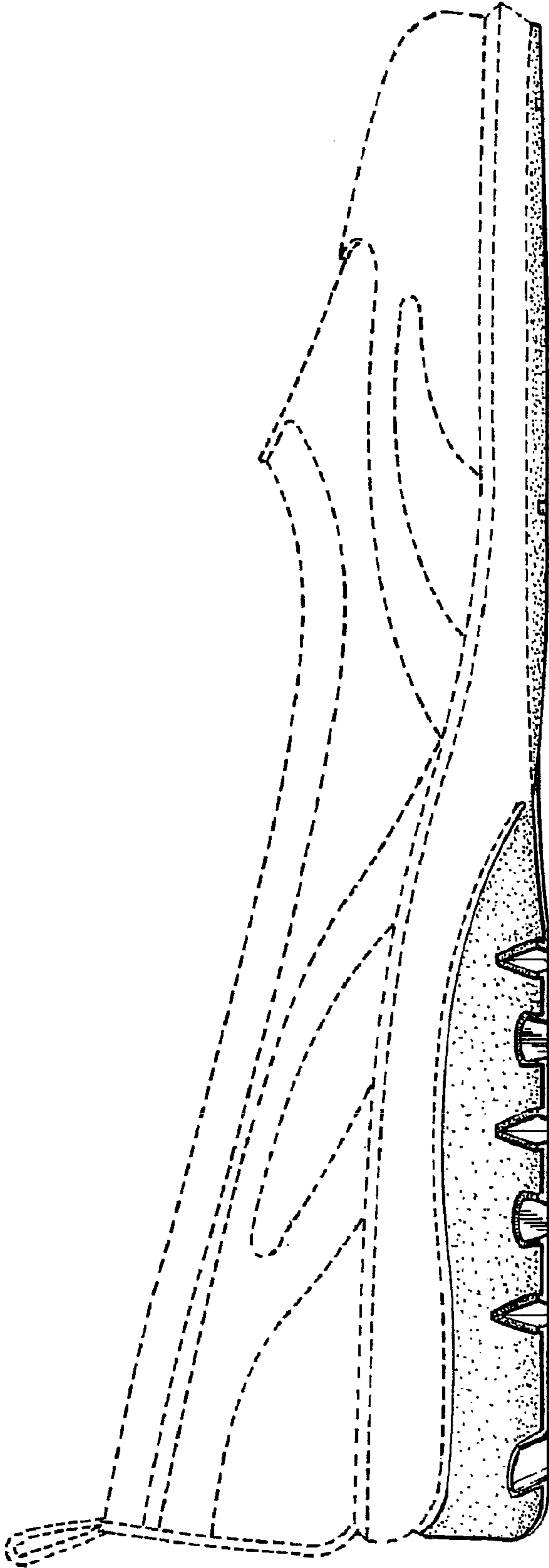
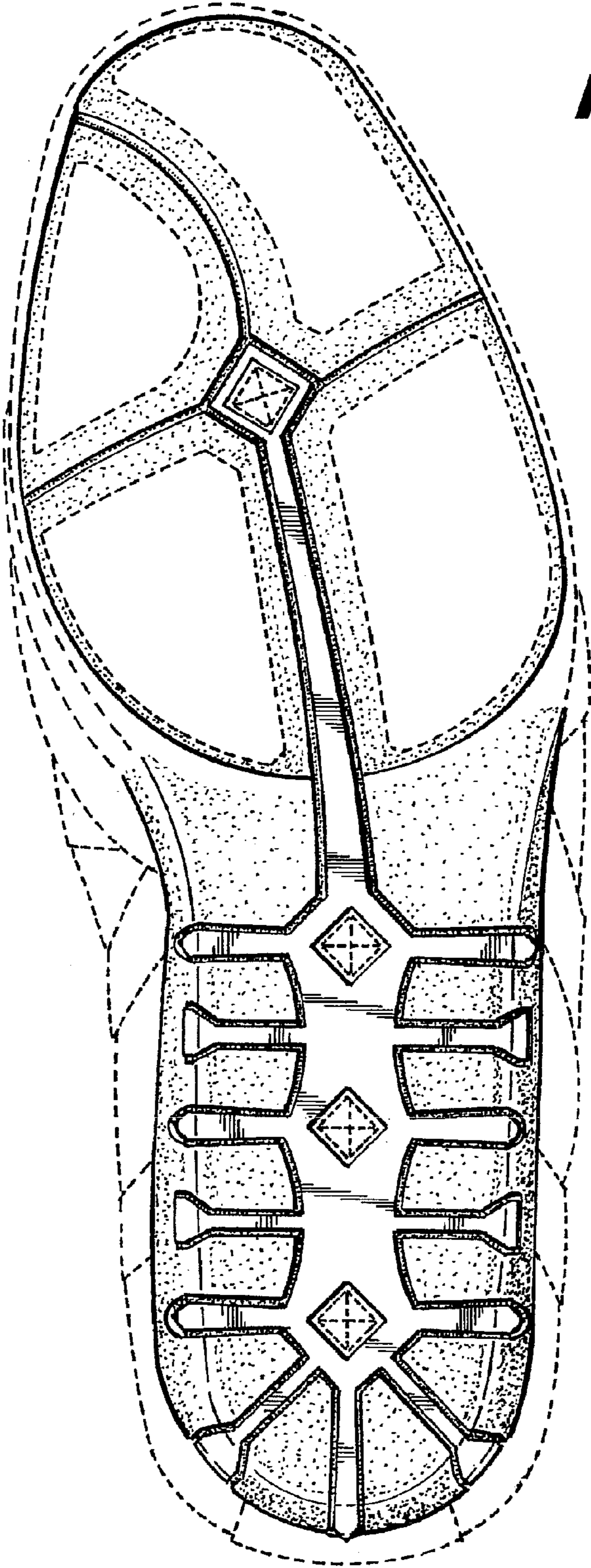


Fig. 3

Fig. 4



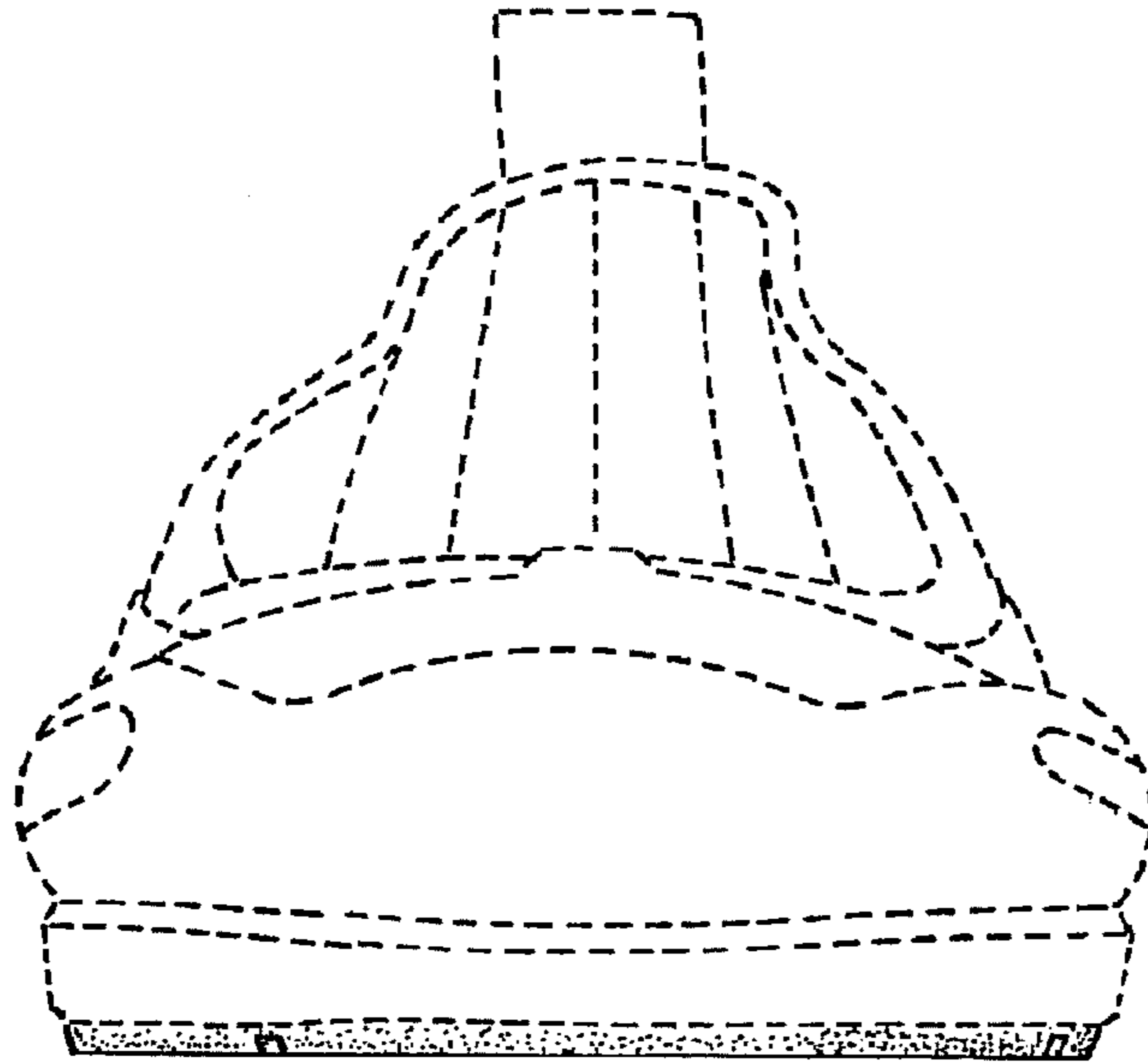


Fig. 5

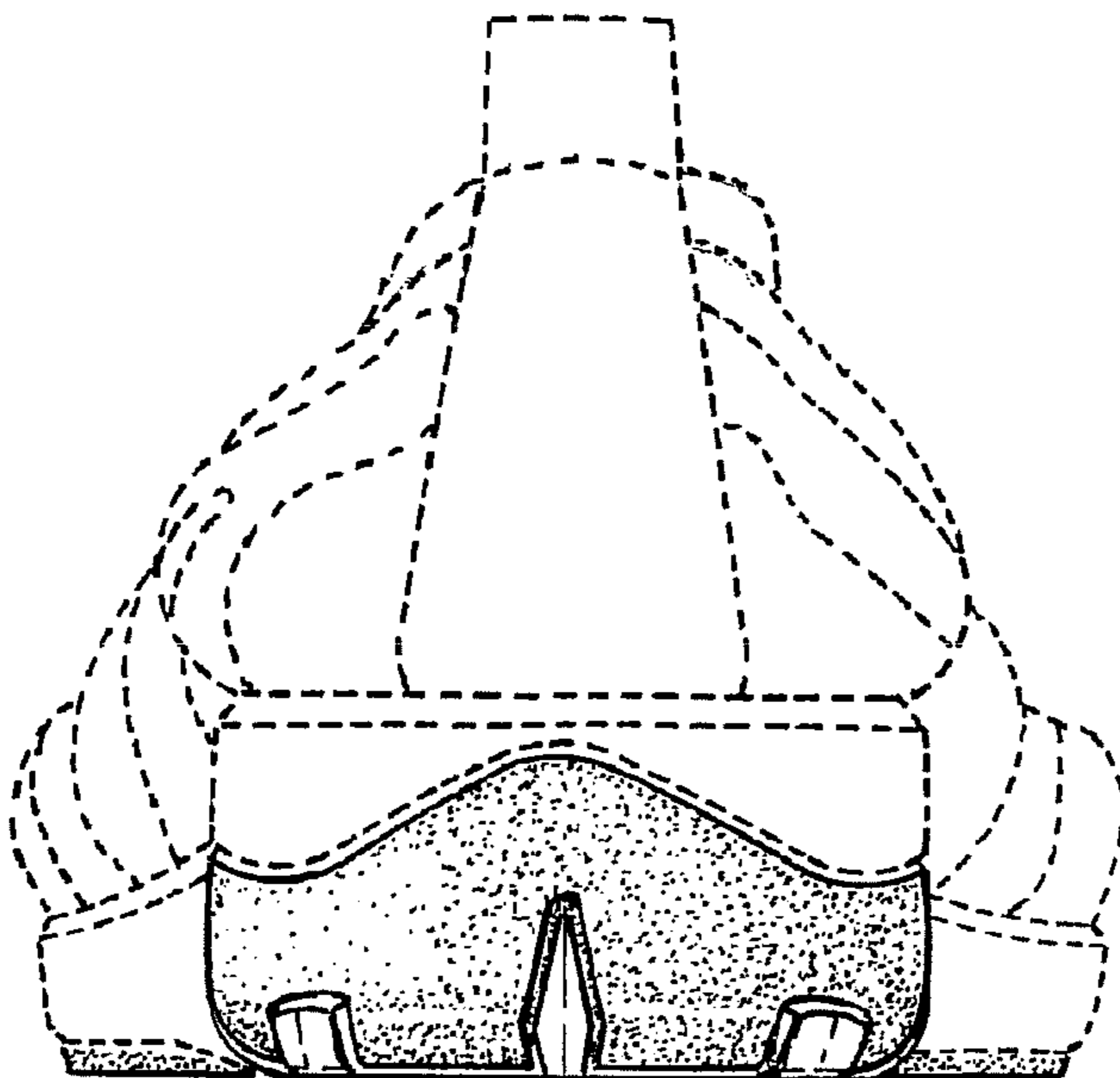


Fig. 6