



US00D637379S

(12) **United States Design Patent**
Voare et al.

(10) **Patent No.:** **US D637,379 S**

(45) **Date of Patent:** **** May 10, 2011**

(54) **FOOTWEAR**

(75) Inventors: **Jonna Voare**, Malmo (SE); **Andreas Roxe**, Malmo (SE)

(73) Assignee: **Chili Technologies S.L.**, Malmo (SE)

(**) Term: **14 Years**

(21) Appl. No.: **29/316,269**

(22) Filed: **Sep. 8, 2009**

(51) **LOC (9) Cl.** **02-04**

(52) **U.S. Cl.** **D2/926; D2/908; D2/923**

(58) **Field of Classification Search** D2/896,
D2/902, 906-908, 923, 925-927, 951, 953,
D2/954, 969; 36/45, 83, 88, 113, 114, 8.1,
36/4, 25 R-25 A

See application file for complete search history.

(56) **References Cited**

U.S. PATENT DOCUMENTS

D52,217 S * 7/1918 Haynes D2/951
D383,594 S * 9/1997 Elliott D2/954
D473,040 S * 4/2003 Hawker et al. D2/896

D479,034 S * 9/2003 Tzenos D2/926
D575,034 S * 8/2008 Hoyt D2/896
D575,035 S * 8/2008 Hoyt D2/896
D575,482 S * 8/2008 Hoyt D2/896
D624,733 S * 10/2010 O'Boyle et al. D2/923

* cited by examiner

Primary Examiner — Dominic Simone

(74) *Attorney, Agent, or Firm* — Robert L. Epstein; Epstein Drangel LLP



(57) **CLAIM**

The ornamental design for footwear, substantially as shown and described.

DESCRIPTION

FIG. 1 is a top plan view of the footwear showing our new design;
FIG. 2 is a side elevation view thereof; the strap in an alternate position;
FIG. 3 is an opposite side elevation of FIG. 2;
FIG. 4 is a front elevation view of FIG. 1;
FIG. 5 is a rear elevation view of FIG. 1; and,
FIG. 6 is a bottom plan view of FIG. 1.

1 Claim, 6 Drawing Sheets



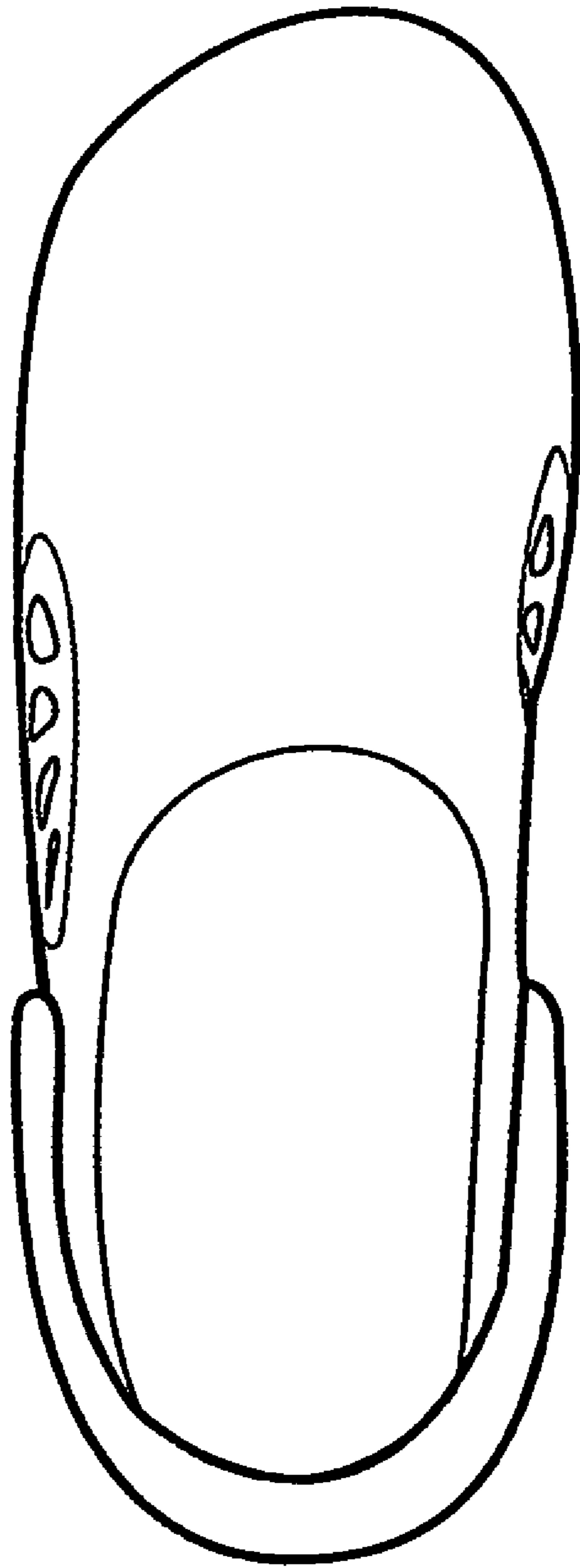


Fig. 1




Fig. 2




Fig. 3

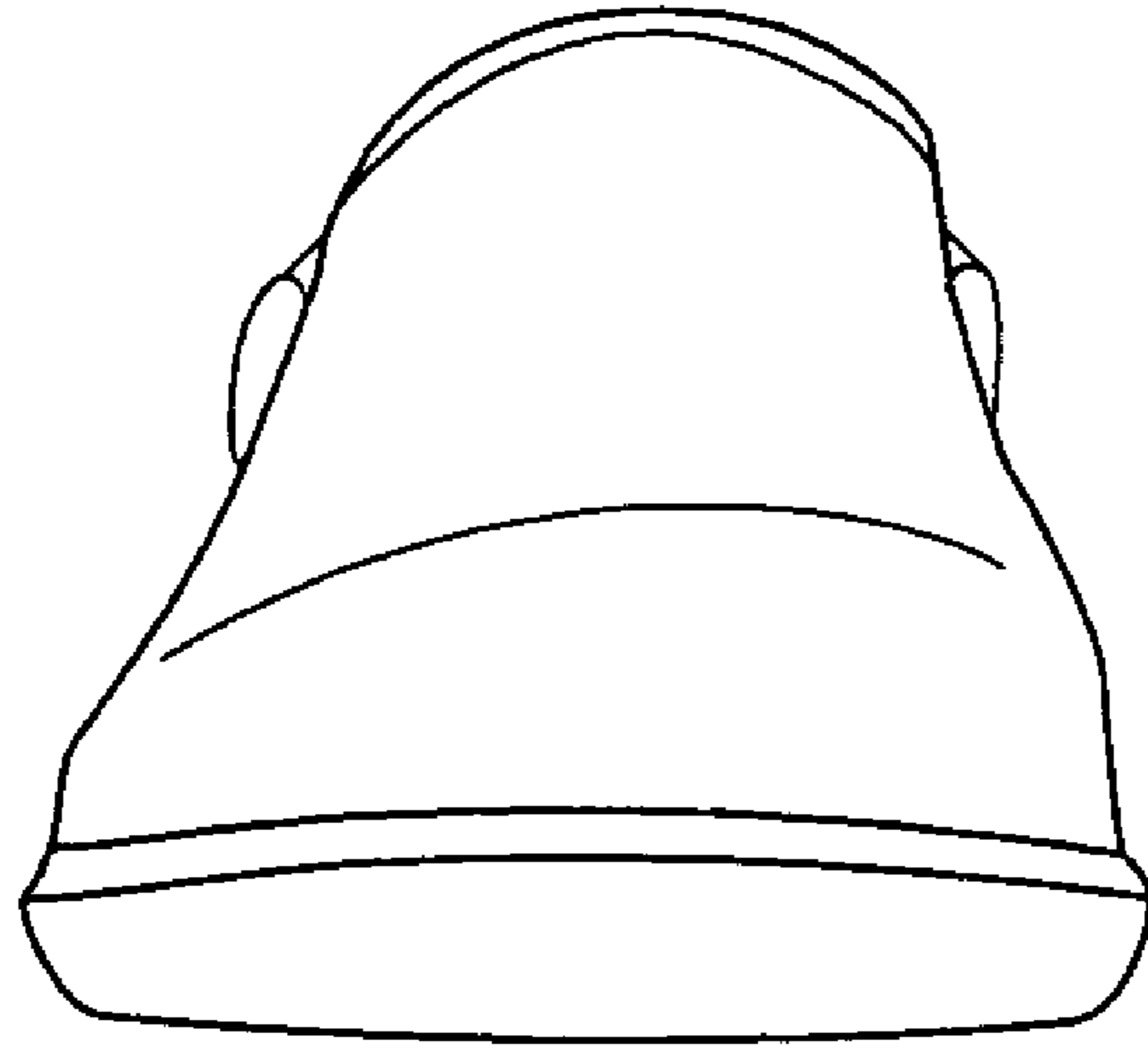


Fig. 4

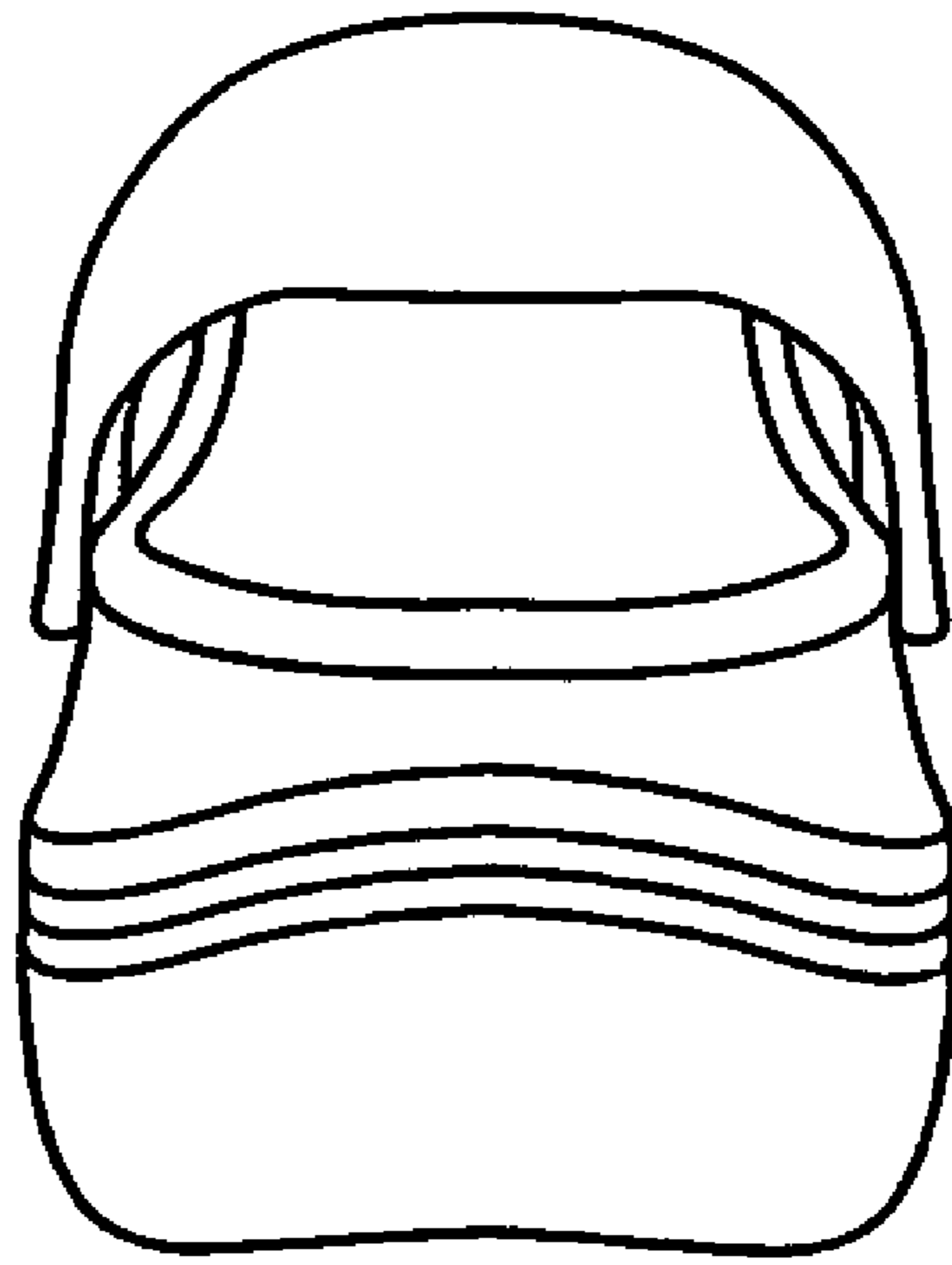


Fig. 5

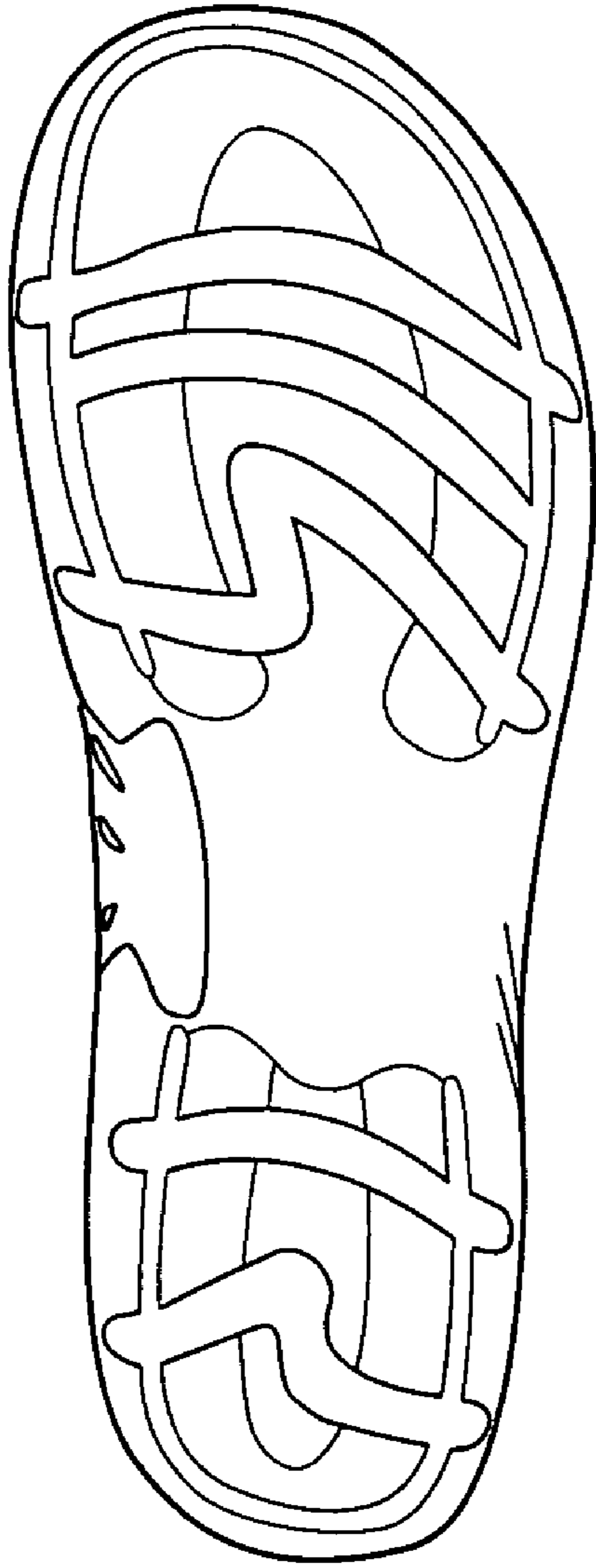


Fig. 6