



US00D637375S

(12) **United States Design Patent**
Haren

(10) **Patent No.:** **US D637,375 S**

(45) **Date of Patent:** **** May 3, 2011**

(54) **AUTOMOBILE RAMP**

(76) Inventor: **William David Haren**, Davidson, NC
(US)

(**) Term: **14 Years**

(21) Appl. No.: **29/365,678**

(22) Filed: **Jul. 13, 2010**

(51) **LOC (9) Cl.** **12-05**

(52) **U.S. Cl.** **D34/32**

(58) **Field of Classification Search** D34/28,
D34/32; 254/88; 248/352; 14/69.5

See application file for complete search history.

(56) **References Cited**

U.S. PATENT DOCUMENTS

2,450,648	A *	10/1948	Felzer	254/88
D239,610	S *	4/1976	Miller	D34/32
5,033,146	A *	7/1991	Fogarty et al.	14/69.5
D347,502	S *	5/1994	Mazza	D34/32
D351,710	S *	10/1994	Richardson	D34/32
RE34,889	E *	4/1995	Fogarty et al.	14/69.5
D523,609	S *	6/2006	Toal	D34/32
7,104,524	B1 *	9/2006	Hidding et al.	254/88
7,114,210	B2 *	10/2006	Heinz	14/69.5

D567,471	S *	4/2008	Haimoff	D34/33
2006/0027794	A1 *	2/2006	Heinz	254/88
2008/0201873	A1 *	8/2008	Haimoff	14/69.5

* cited by examiner

Primary Examiner — Cynthia E Ramirez

(74) *Attorney, Agent, or Firm* — Adams Law Group of Oliff & Berridge

(57) **CLAIM**

I claim the ornamental design for an automobile ramp, as shown and described.

DESCRIPTION

FIG. 1 is a perspective view of the automobile ramp according to the invention.

FIG. 2 is an overhead view of the automobile ramp of FIG. 1.

FIG. 3 is a first lateral side view of the automobile ramp of FIG. 1.

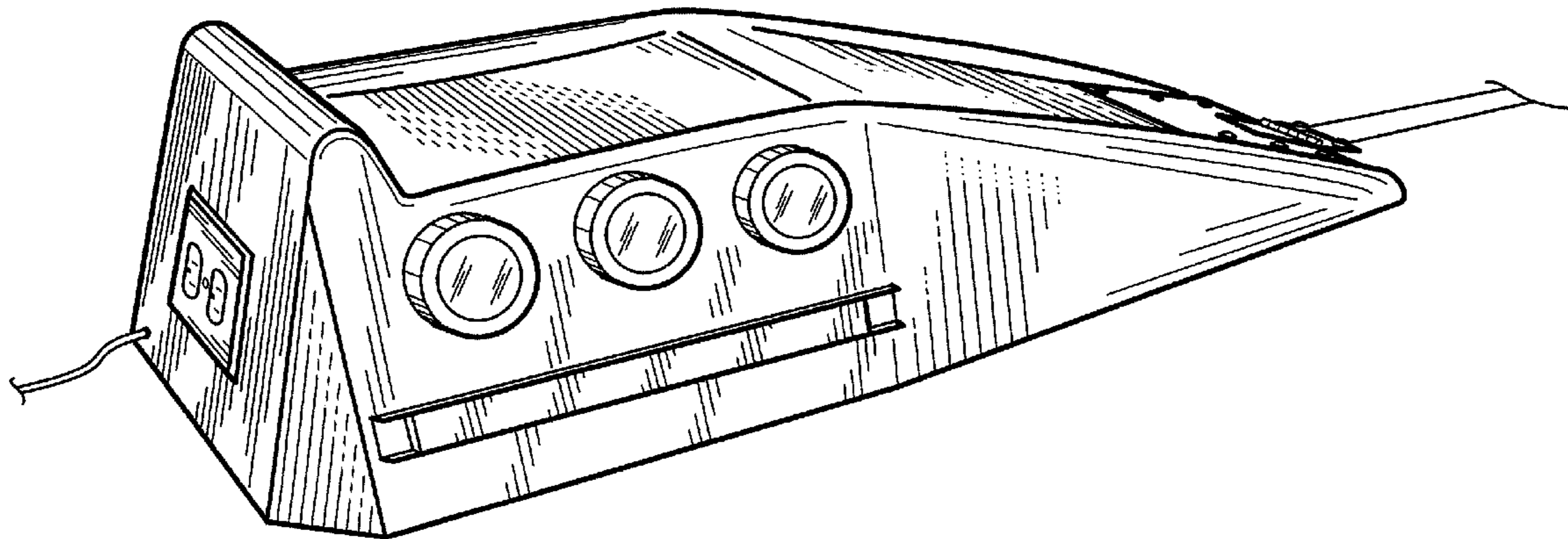
FIG. 4 is a second lateral side view, opposite that of FIG. 3, of the automobile ramp of FIG. 1.

FIG. 5 is a first longitudinal end view of the automobile ramp of FIG. 1; and,

FIG. 6 is a second longitudinal end view, opposite that of FIG. 5, of the automobile ramp of FIG. 1.

The cable at the rear and the element on the front of the ramp are being shown cut away to shown that no specific length is being claimed.

1 Claim, 4 Drawing Sheets






Fig. 1




Fig. 2

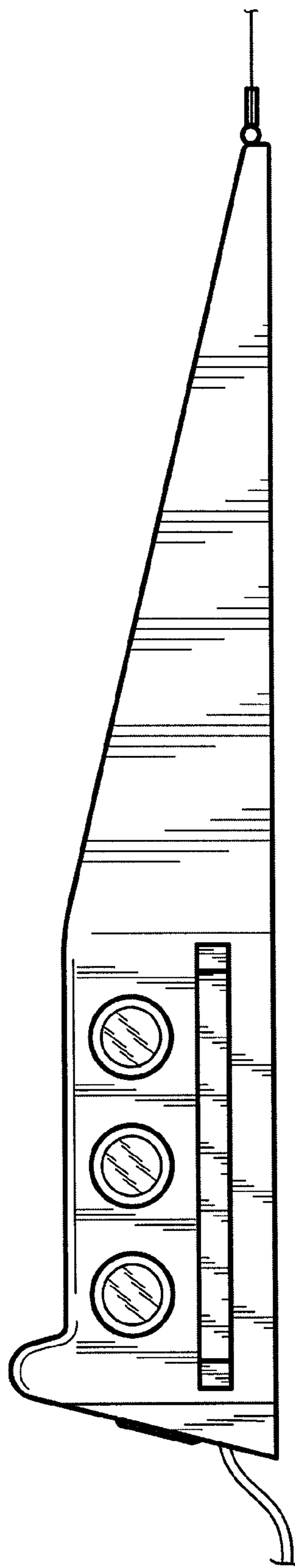


Fig. 3

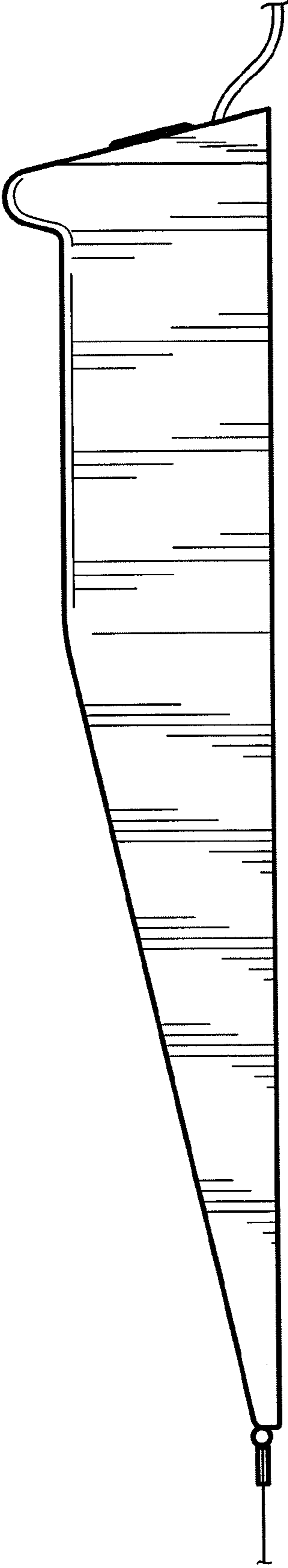


Fig. 4

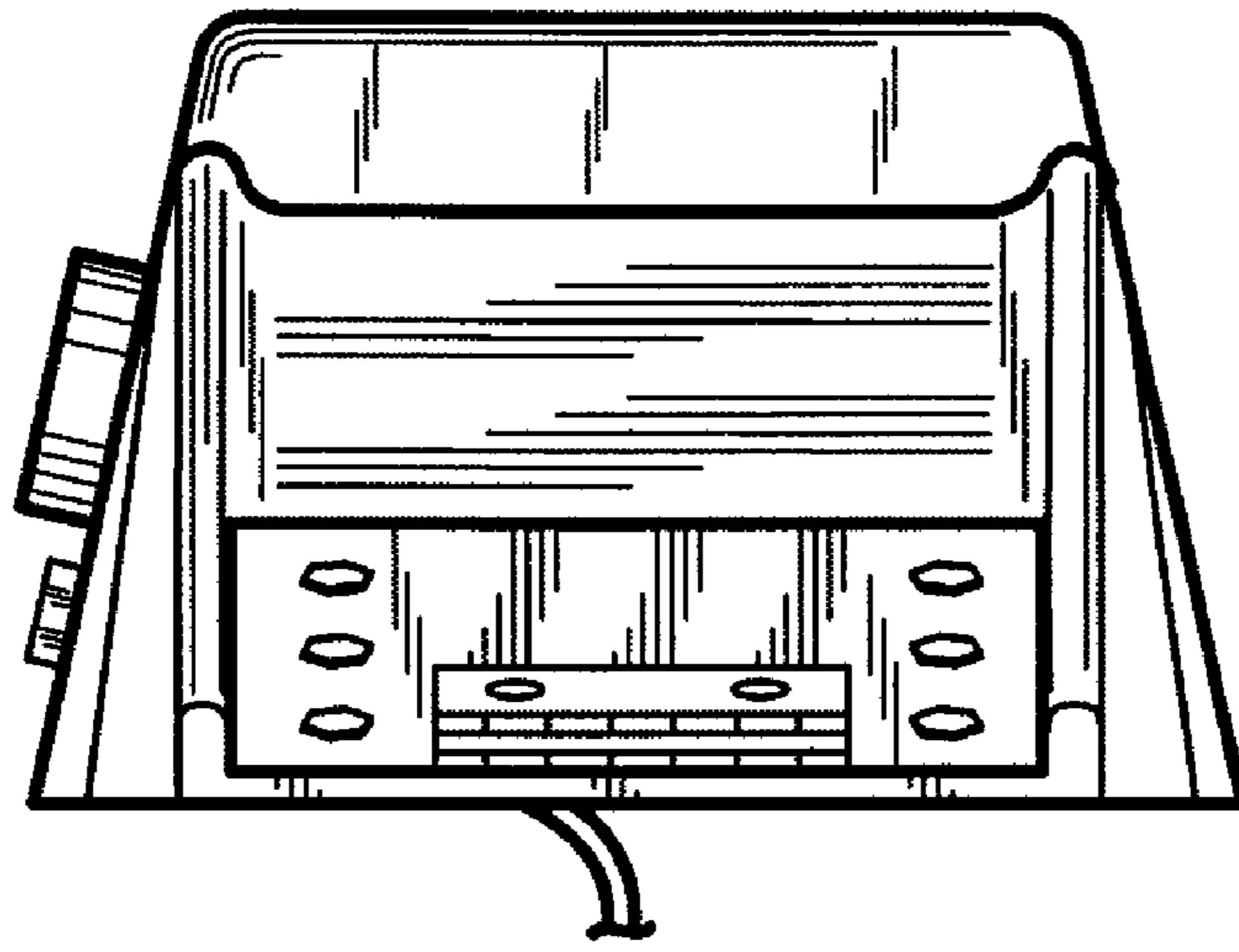


Fig. 5

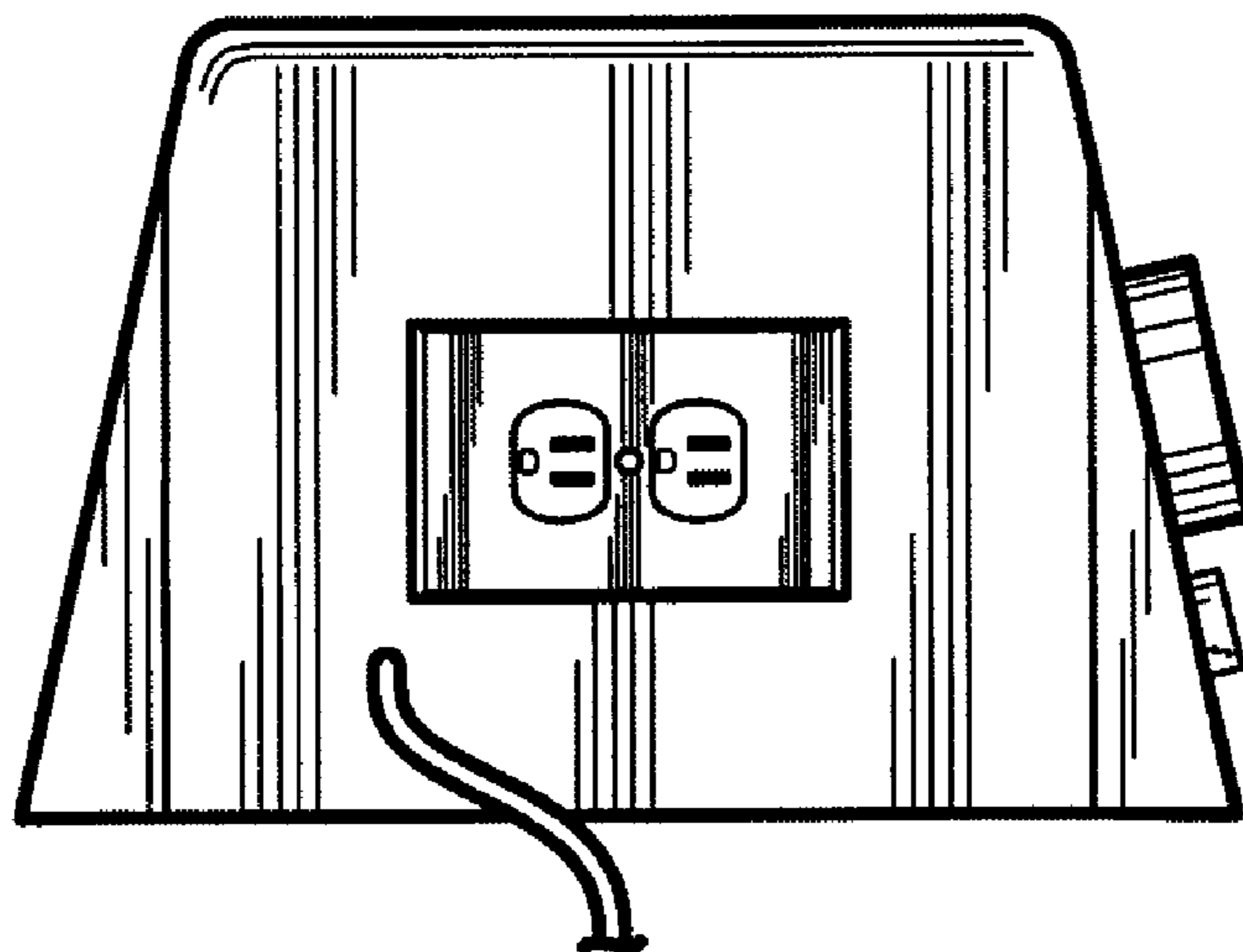


Fig. 6