



US00D637354S

(12) **United States Design Patent**
Bacon

(10) **Patent No.:** **US D637,354 S**
(45) **Date of Patent:** **** May 3, 2011**

- (54) **GOLF GLOVE**
 - (75) Inventor: **Jonathan G. Bacon**, Westford, MA (US)
 - (73) Assignee: **Acushnet Company**, Fairhaven, MA (US)
 - (**) Term: **14 Years**
 - (21) Appl. No.: **29/359,966**
 - (22) Filed: **Apr. 19, 2010**
 - (51) **LOC (9) Cl.** **02-06**
 - (52) **U.S. Cl.** **D29/116.2**
 - (58) **Field of Classification Search** D2/610, D2/612, 614, 615, 617, 618, 619, 620, 621, D2/622, 623; D3/218, 226; D4/134; D29/113, D29/116.2, 117.1, 117.2, 118, 120.1, 123; D20/33; D24/190; D28/63; D32/40, 42; 2/16, 159, 161.1, 161.2, 161.3, 161.4, 161.5, 2/161.6, 161.7, 161.8
- See application file for complete search history.

(56) **References Cited**

U.S. PATENT DOCUMENTS

D100,821 S *	8/1936	Kovar	D2/620
D108,835 S *	3/1938	Heyman	D2/620
D114,680 S *	5/1939	Henderson	D2/615
D161,938 S *	2/1951	Kennedy	D2/619
D180,984 S *	9/1957	Zuckerwar	D2/617
D195,189 S *	5/1963	Schulte, Jr.	D2/614
D200,998 S *	5/1965	Florea	D2/619
D293,850 S *	1/1988	Dzierson, Jr.	D2/619
4,766,611 A *	8/1988	Kim	2/160
D308,436 S *	6/1990	Weitzell	D29/116.2
D324,606 S *	3/1992	Strauss	D2/617
D336,562 S *	6/1993	Chin	D2/619
D362,105 S *	9/1995	Malloy et al.	D29/116.2
D420,202 S *	2/2000	Redwood et al.	D2/619
6,052,827 A *	4/2000	Widdemer	
D424,784 S *	5/2000	Redwood et al.	D2/619
D431,691 S *	10/2000	Redwood et al.	D29/117.1
D433,785 S *	11/2000	Redwood et al.	D2/623
D471,674 S *	3/2003	Redwood et al.	D29/116.2
D488,284 S *	4/2004	Kavana	D2/614

D525,394 S	7/2006	Litke et al.	
D529,665 S *	10/2006	Litke et al.	D29/123
D550,903 S	9/2007	Nakamura	
D551,807 S	9/2007	Litke et al.	
D554,807 S	11/2007	Okumura	
D554,808 S	11/2007	Litke et al.	
D565,250 S *	3/2008	Batista et al.	D29/116.2
D571,527 S *	6/2008	Ash et al.	D2/617
D583,509 S *	12/2008	Widdemer	D29/116.2
D583,511 S	12/2008	Litke et al.	
D583,512 S *	12/2008	Litke	D29/116.2
D583,513 S *	12/2008	Litke	D29/116.2
D584,004 S *	12/2008	Murphy	D29/116.2
D588,754 S	3/2009	Litke et al.	
D591,003 S	4/2009	Bonzagni et al.	
D594,603 S *	6/2009	Murphy	D29/116.2
D595,459 S *	6/2009	Atherton	D29/116.2
D596,806 S *	7/2009	Murphy	D29/116.2
D608,952 S *	1/2010	Litke et al.	D29/116.2

(Continued)

Primary Examiner — Karen E. Eldridge Powers
(74) *Attorney, Agent, or Firm* — D. Michael Burns

(57) **CLAIM**

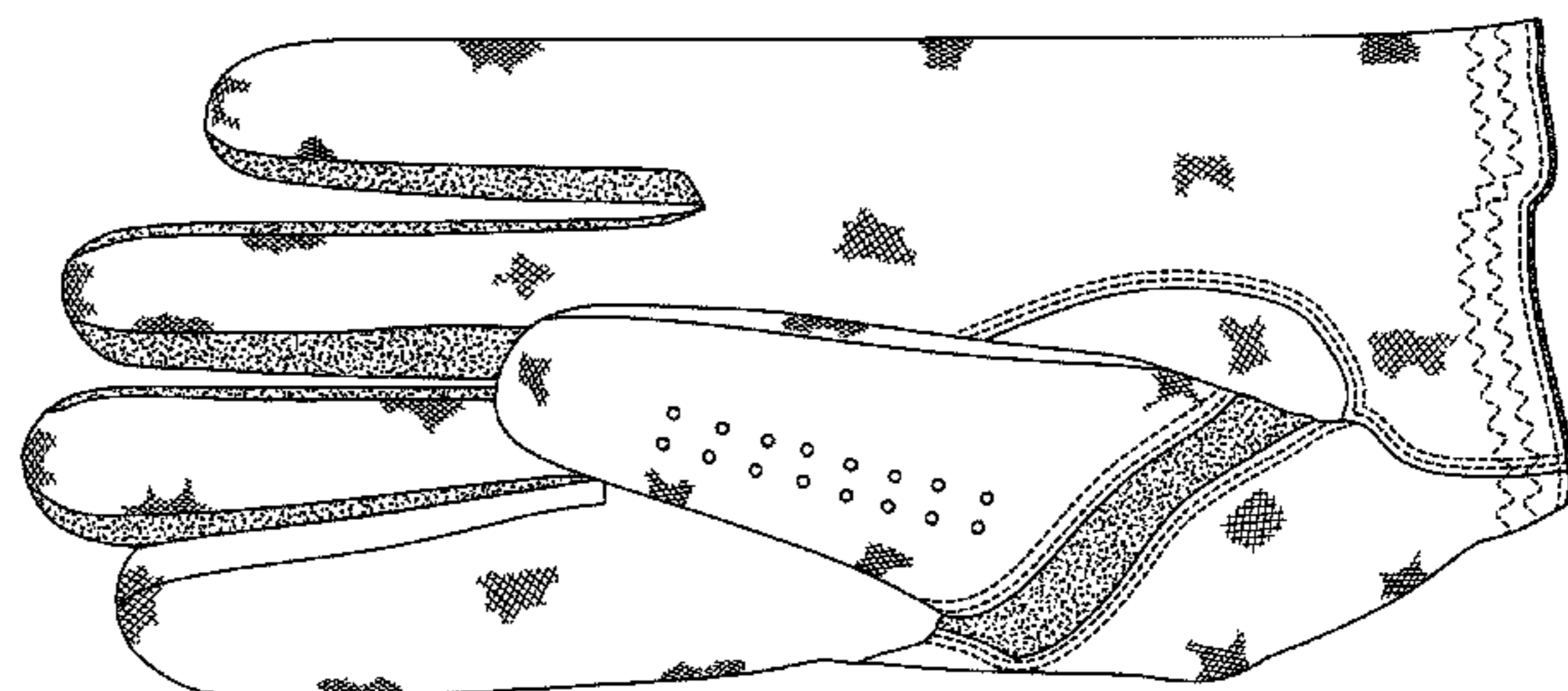
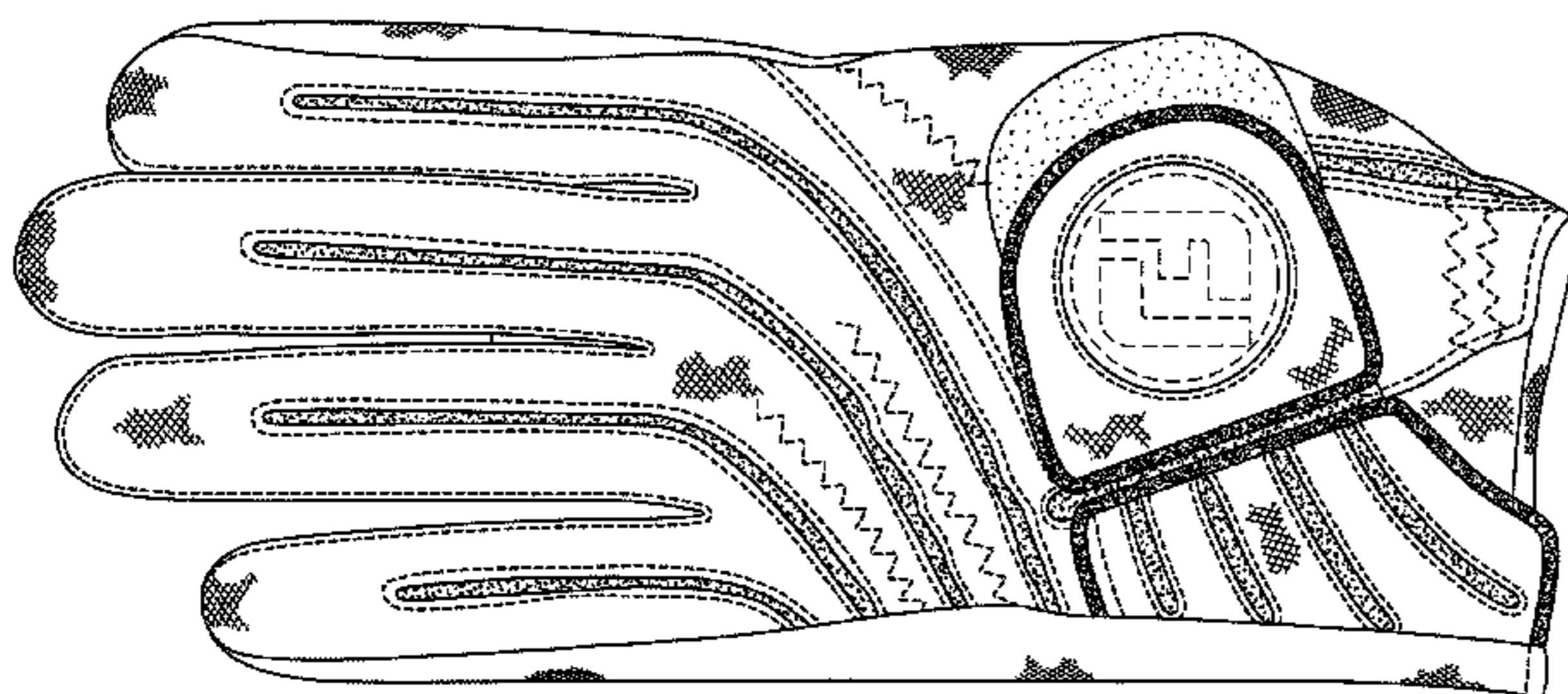
The ornamental design for a golf glove, as shown and described.

DESCRIPTION

FIG. 1 is a back perspective view of a golf glove; FIG. 2 is a back plan view thereof; FIG. 3 is a left-side elevation view thereof; FIG. 4 is a front plan view thereof; FIG. 5 is a right-side elevation view thereof; FIG. 6 is an elevation view of the top (finger tip) end; and, FIG. 7 is an elevation view of the bottom (wrist opening) end thereof.

The broken lines shown on the golf glove is stitching. The stippling in the drawings represents contrast in fabric. The crosshatched pattern, although shown intermittently, is meant to represent fabric, and is understood to be distributed uniformly over the surfaces of the claimed design upon which it occurs.

1 Claim, 4 Drawing Sheets



US D637,354 S

Page 2

U.S. PATENT DOCUMENTS			
7,694,352	B2 *	4/2010	Kogawa et al. 2/159
2002/0152536	A1 *	10/2002	Kuroda et al. 2/161.1
2002/0174478	A1 *	11/2002	Litke 2/161.4
2008/0109934	A1 *	5/2008	Widdemer et al. 2/159

* cited by examiner

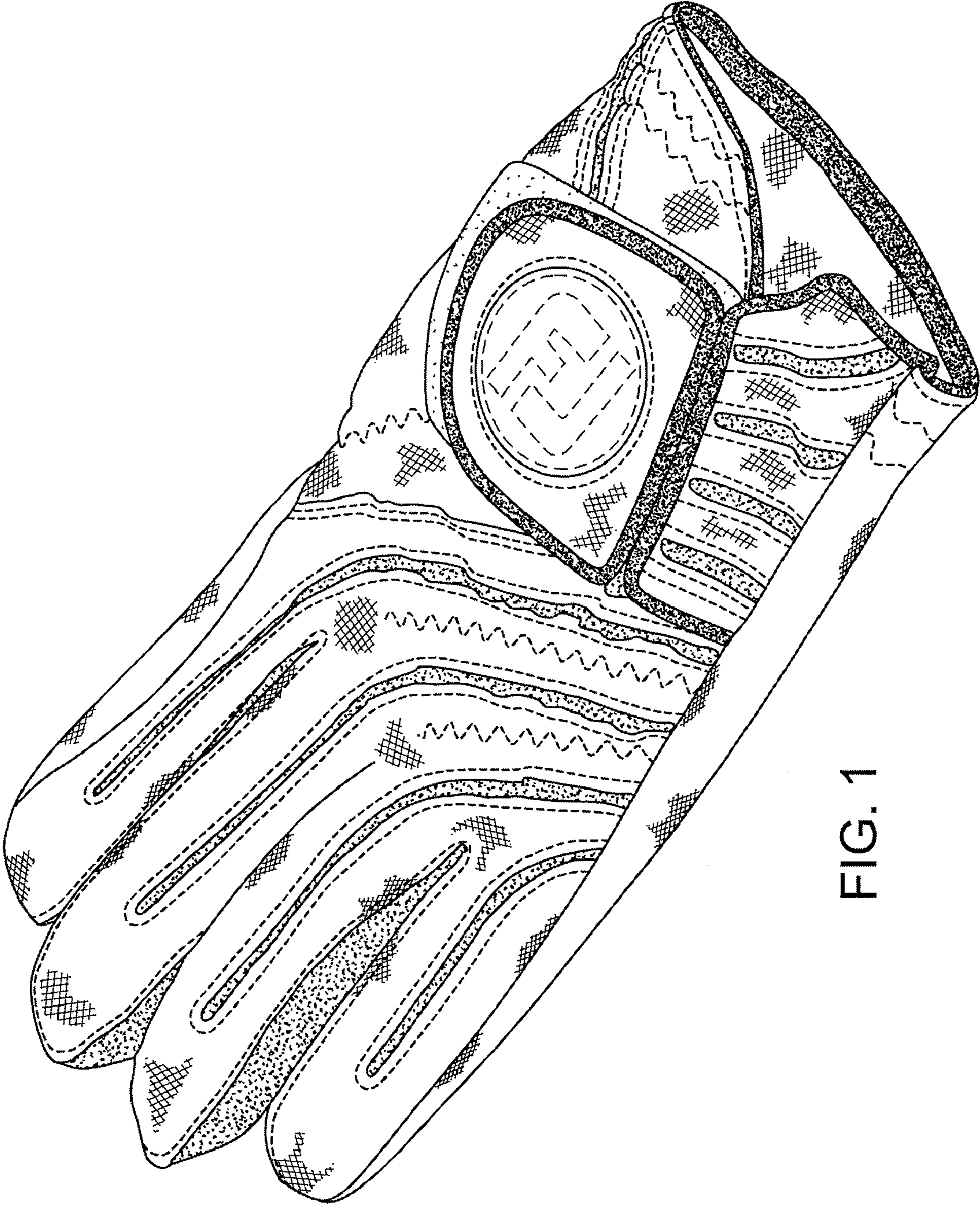


FIG. 1

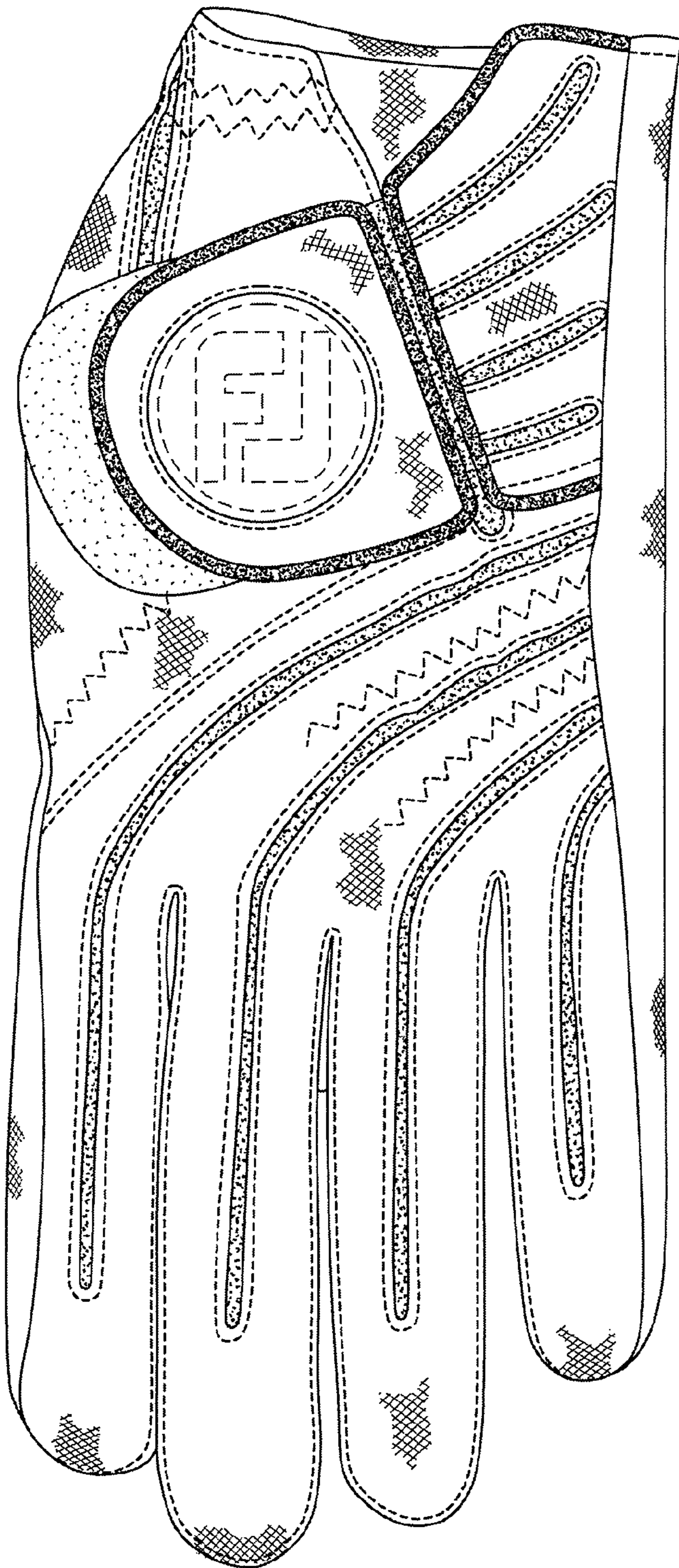


FIG. 2

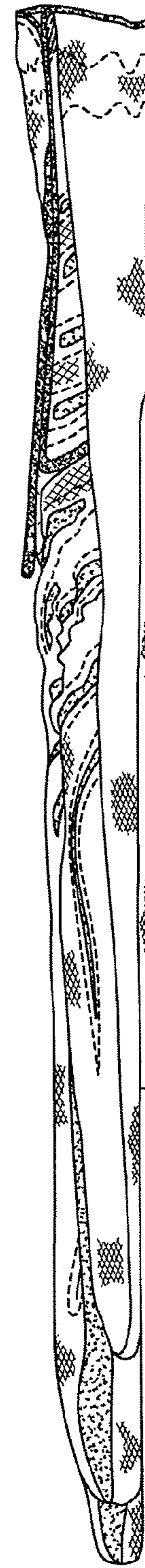


FIG. 3

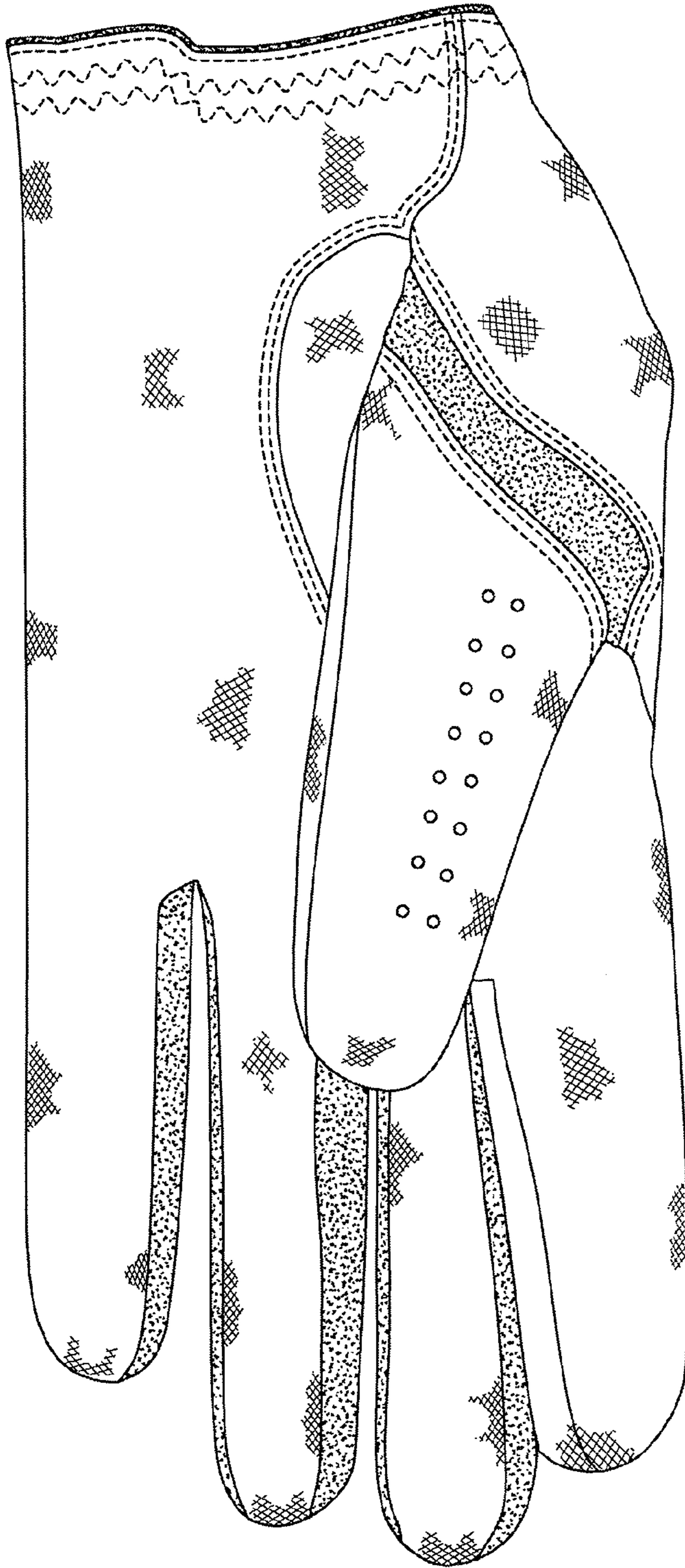


FIG. 4




FIG. 5




FIG. 6



FIG. 7