



US00D637316S

(12) **United States Design Patent**  
**Parent**

(10) **Patent No.:** **US D637,316 S**

(45) **Date of Patent:** **\*\* May 3, 2011**

(54) **SUPPORT POLE FOR A MAILBOX**

*Primary Examiner* — Doris Clark

(75) Inventor: **Richard Parent**, Ingleside, IL (US)

(74) *Attorney, Agent, or Firm* — Justin Lampel

(73) Assignee: **US Post Co., Inc.**

(57) **CLAIM**

(\*\*) Term: **14 Years**

The ornamental design for a support pole for a mailbox, as shown and described.

(21) Appl. No.: **29/372,384**

**DESCRIPTION**

(22) Filed: **Nov. 15, 2010**

(51) **LOC (9) Cl.** ..... **25-01**

(52) **U.S. Cl.** ..... **D25/126**

(58) **Field of Classification Search** ..... D25/126,  
D25/38; 248/156, 146; 52/831, 651.07,  
52/651.02

FIG. 1 is a front perspective view from an elevated position of the support pole for a mailbox;

FIG. 2 is a side elevation view of the support pole for a mailbox;

FIG. 3 is a front elevation view of the support pole for a mailbox;

FIG. 4 is an opposite side elevation view of the support pole for a mailbox;

FIG. 5 is a back elevation view of the support pole for a mailbox;

FIG. 6 is a top view of the support pole for a mailbox; and,

FIG. 7 is a bottom plan view of the support pole for a mailbox. Any broken lines are not considered part of the claimed invention.

See application file for complete search history.

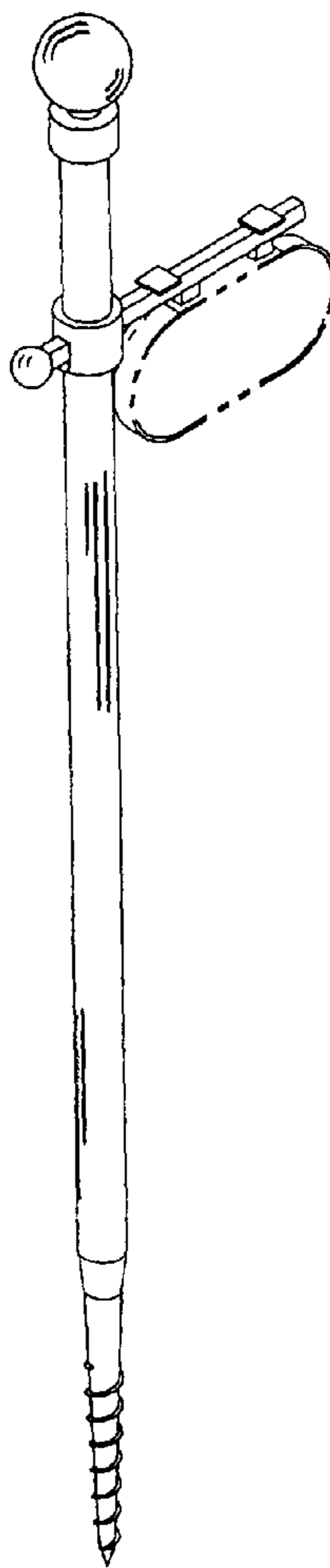
(56) **References Cited**

**U.S. PATENT DOCUMENTS**

1,281,062	A *	10/1918	Norvell	.....	248/146
D314,054	S *	1/1991	Meyer	.....	D25/126
D377,836	S *	2/1997	Miller et al.	.....	D25/126

\* cited by examiner

**1 Claim, 4 Drawing Sheets**



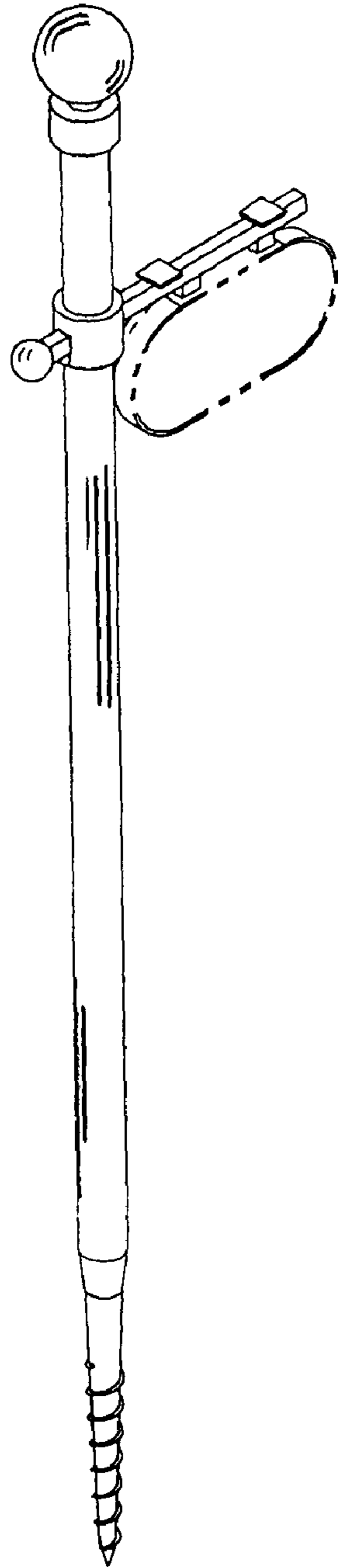


FIGURE 1

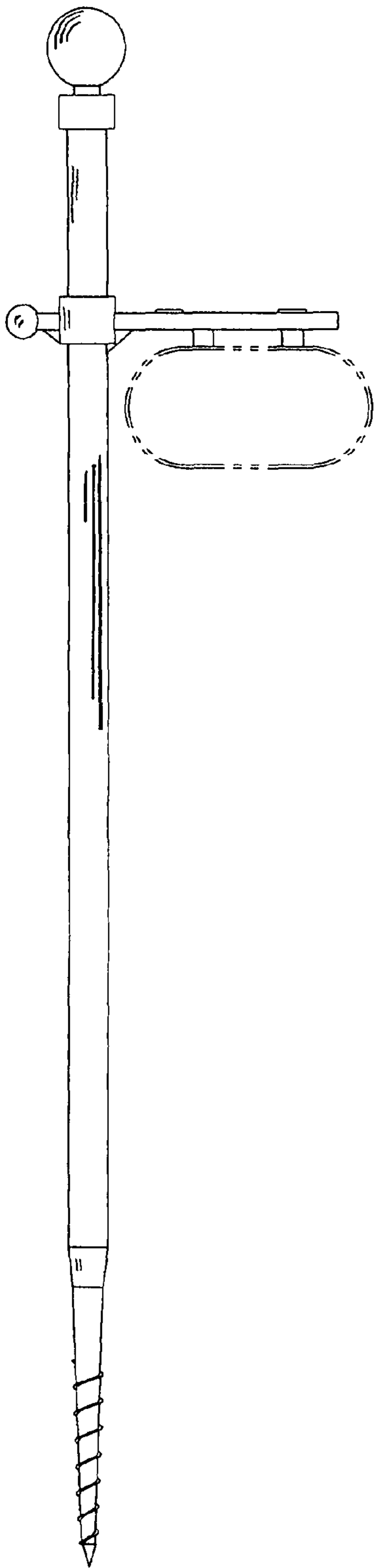


FIGURE 2




FIGURE 3

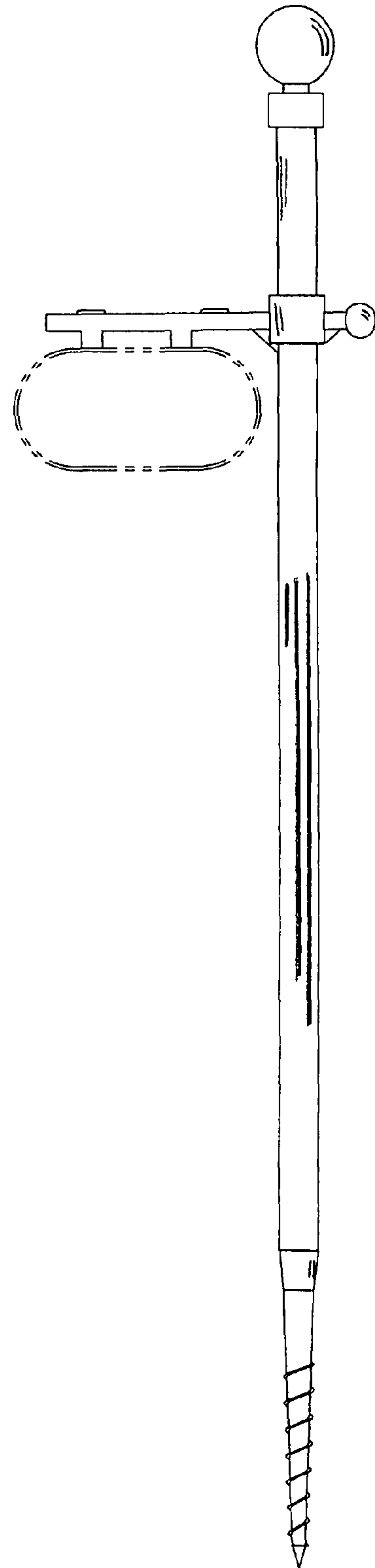


FIGURE 4



FIGURE 5

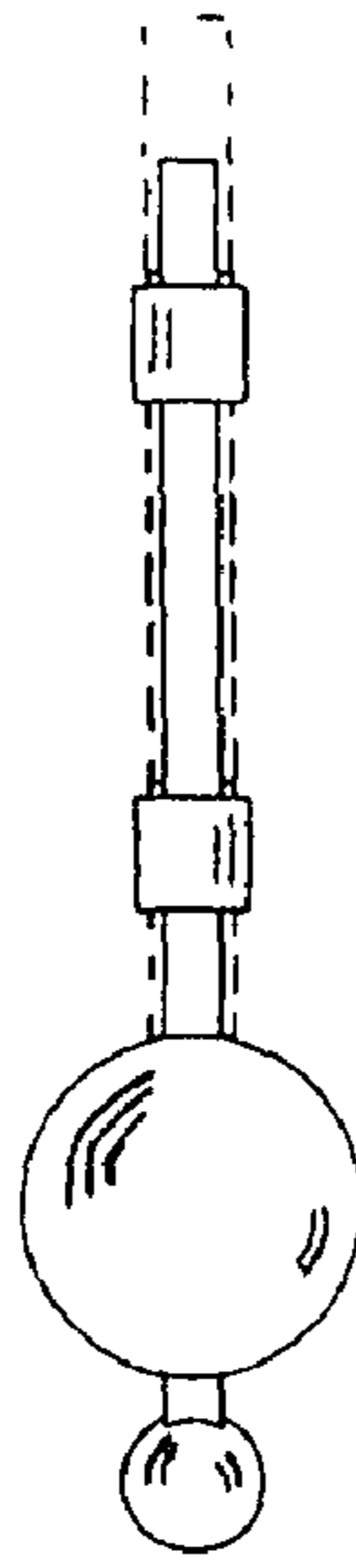


FIGURE 6

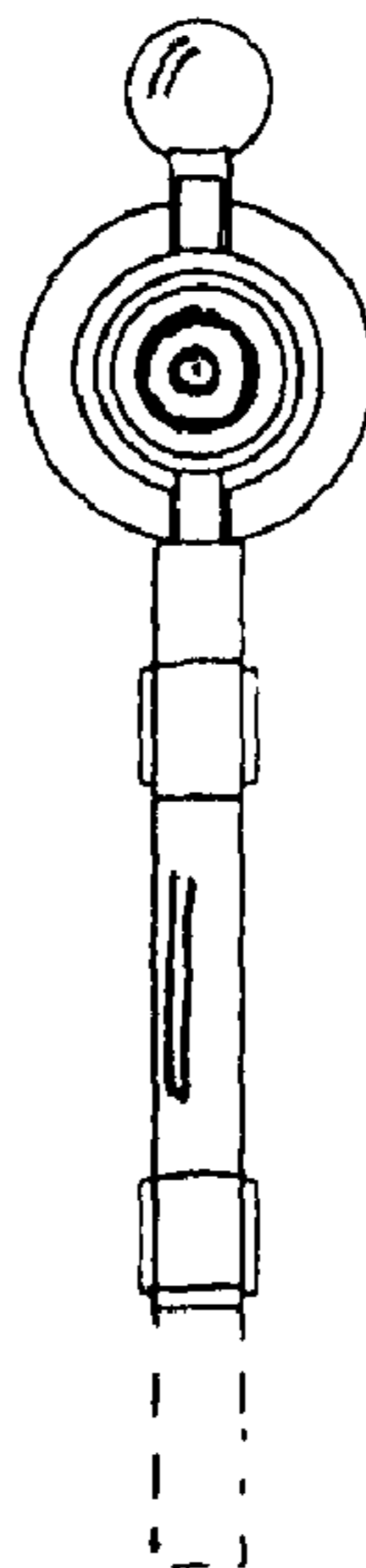


FIGURE 7