

US00D637313S

(12) **United States Design Patent**  
**Lamberts**

(10) **Patent No.:** **US D637,313 S**

(45) **Date of Patent:** **\*\* May 3, 2011**

(54) **PORTION OF A GLASS BODY OF A BUILDING GLASS**

(75) **Inventor:** **Christoph Lamberts,**  
Wunsiedel-Holenbrunn (DE)

(73) **Assignee:** **Glasfabrik Lamberts GmbH & Co.**  
**KG,** Wunsiedel-Holenbrunn (DE)

(\*\*) **Term:** **14 Years**

(21) **Appl. No.:** **29/342,952**

(22) **Filed:** **Sep. 3, 2009**

(30) **Foreign Application Priority Data**

Mar. 13, 2009 (DE) ..... 001 119 366

(51) **LOC (9) Cl.** ..... **25-01**

(52) **U.S. Cl.** ..... **D25/103**

(58) **Field of Classification Search** ..... D25/103,  
D25/104, 106, 109-111, 113, 138, 149, 157-163;  
D6/306, 470-494; 428/13, 34, 426; 52/204.59,  
52/171.3, 306; D5/53; D26/122  
See application file for complete search history.

(56) **References Cited**

**U.S. PATENT DOCUMENTS**

D39,690 S \* 12/1908 Gibson, Jr. .... D5/53  
D40,261 S \* 9/1909 Gilbert ..... D25/103  
1,440,358 A \* 12/1922 Whetstone ..... 428/169  
2,578,781 A \* 12/1951 Brundige ..... 428/55  
D201,180 S \* 5/1965 Smith ..... D25/163  
D208,938 S \* 10/1967 Wince ..... D26/122

D244,545 S \* 5/1977 Tellman et al. .... D25/163  
D245,042 S \* 7/1977 Plumb ..... D5/53  
D263,424 S \* 3/1982 Weitzman ..... D25/163  
D425,212 S \* 5/2000 Lamberts ..... D25/109  
D448,495 S \* 9/2001 Lamberts ..... D25/109  
D488,873 S \* 4/2004 Bisazza ..... D25/163  
D531,327 S \* 10/2006 Folliard ..... D25/163  
D549,358 S \* 8/2007 Hing ..... D25/138

\* cited by examiner

*Primary Examiner* — T. Chase Nelson

*Assistant Examiner* — Anhdao Doan

(74) *Attorney, Agent, or Firm* — Global IP Counselors

(57) **CLAIM**

The ornamental design for a portion of a glass body of a building glass, as shown and described.

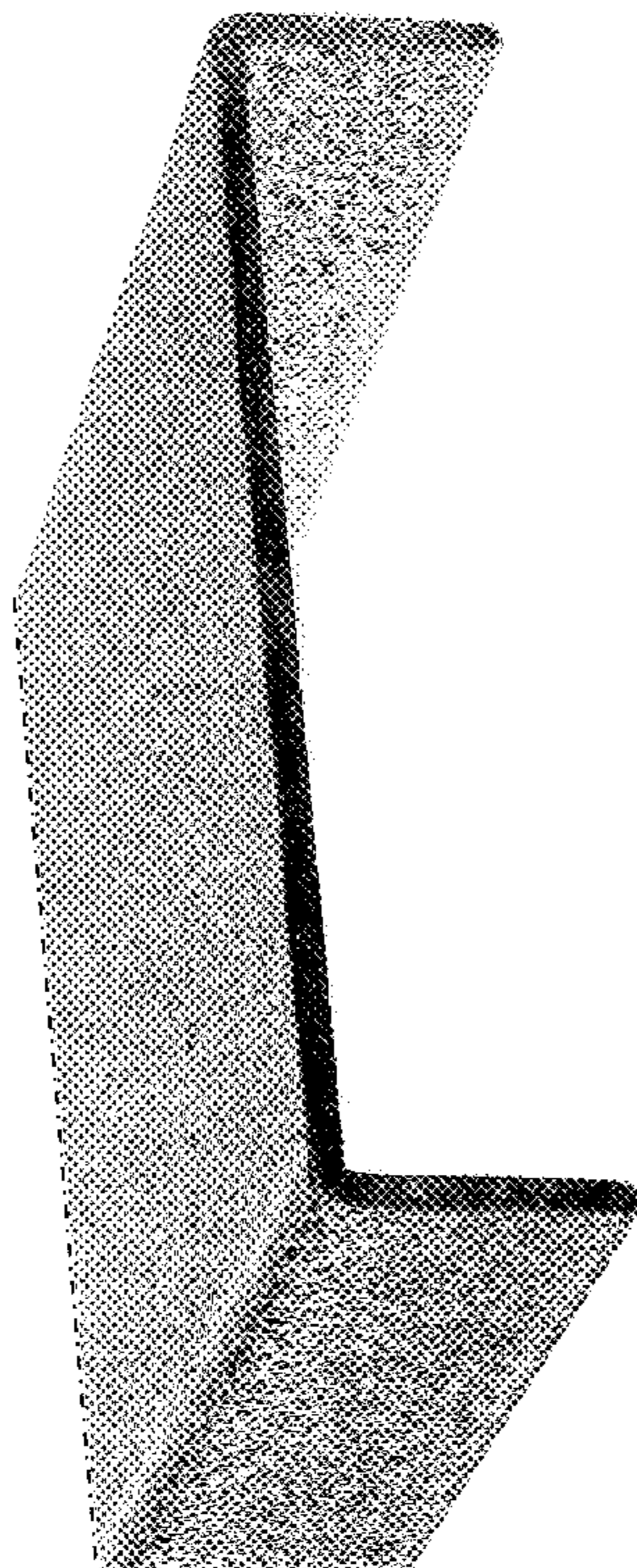
**DESCRIPTION**

The patent or application file contains at least one drawing executed in color. Copies of this patent or patent application publication with color drawing(s) will be provided by the Office upon request and payment of the necessary fee.

FIG. 1 is a perspective photographic view of a portion of a glass body of a building glass in accordance with my design; FIG. 2 is a top photographic view of the portion of the glass body of the building glass of FIG. 1; and,

FIG. 3 is an enlarged fragmentary top photographic view of the portion of the glass body of the building glass of FIG. 1. The broken border line shown at an end of the portion of the glass body of the building glass in FIGS. 1 and 2 indicates that a specific length forms no part of the claimed design.

**1 Claim, 3 Drawing Sheets**  
**(1 of 3 Drawing Sheet(s) Filed in Color)**








FIG. 1






FIG. 2






FIG. 3