



US00D637301S

(12) **United States Design Patent**
Shaikh et al.

(10) **Patent No.:** **US D637,301 S**
(45) **Date of Patent:** **** May 3, 2011**

(54) **HEATING ELEMENT**
(75) Inventors: **Jim Shaikh**, London (GB); **Adam Kyte**,
Maldon (GB); **Richard Thom**, London
(GB); **Fabian Nehne**, Munich (DE)
(73) Assignee: **Feed Me Bottles Ltd.**, London (GB)
(**) Term: **14 Years**
(21) Appl. No.: **29/365,808**
(22) Filed: **Jul. 15, 2010**

4,861,966 A * 8/1989 Matthiesen et al. 219/205
5,353,964 A 10/1994 Liu et al.
5,419,445 A 5/1995 Kaesemeyer
D368,529 S 4/1996 Allegre
5,542,922 A 8/1996 Petterson et al.
D441,087 S 4/2001 Johansen et al.
D451,199 S * 11/2001 Atkin et al. D24/197
D452,326 S * 12/2001 Atkin et al. D24/197
D463,567 S 9/2002 Morano
6,455,827 B2 * 9/2002 Zeng 219/730
6,486,447 B2 * 11/2002 Miyata 219/444.1
6,616,319 B2 9/2003 Renz
6,649,880 B2 * 11/2003 Yue 219/469
D538,939 S 3/2007 Conaway et al.
D589,153 S 3/2009 Rosales
D595,417 S 6/2009 Driver et al.

(Continued)

Related U.S. Application Data

(62) Division of application No. 29/335,734, filed on Apr.
21, 2009.

FOREIGN PATENT DOCUMENTS

EP 0 815 784 1/1998

(Continued)

(30) **Foreign Application Priority Data**

Oct. 21, 2008 (EM) 001027411-0001
Oct. 21, 2008 (EM) 001027411-0002
Nov. 21, 2008 (EM) 001046015-0001

Primary Examiner — Susan E Krakower
(74) *Attorney, Agent, or Firm* — Carmody & Torrance LLP

(51) **LOC (9) Cl.** **07-01**
(52) **U.S. Cl.** **D24/197**
(58) **Field of Classification Search** D24/193-199;
215/10, 11.1-11.6, DIG. 8; D7/510-511,
D7/602, 608, 326; D9/538-539, 503-504,
D9/547; 219/444.1, 541, 205, 730, 469;
D23/386; 606/236; 29/610.1
See application file for complete search history.

(57) **CLAIM**
The ornamental design for a heating element, as shown and
described.

DESCRIPTION

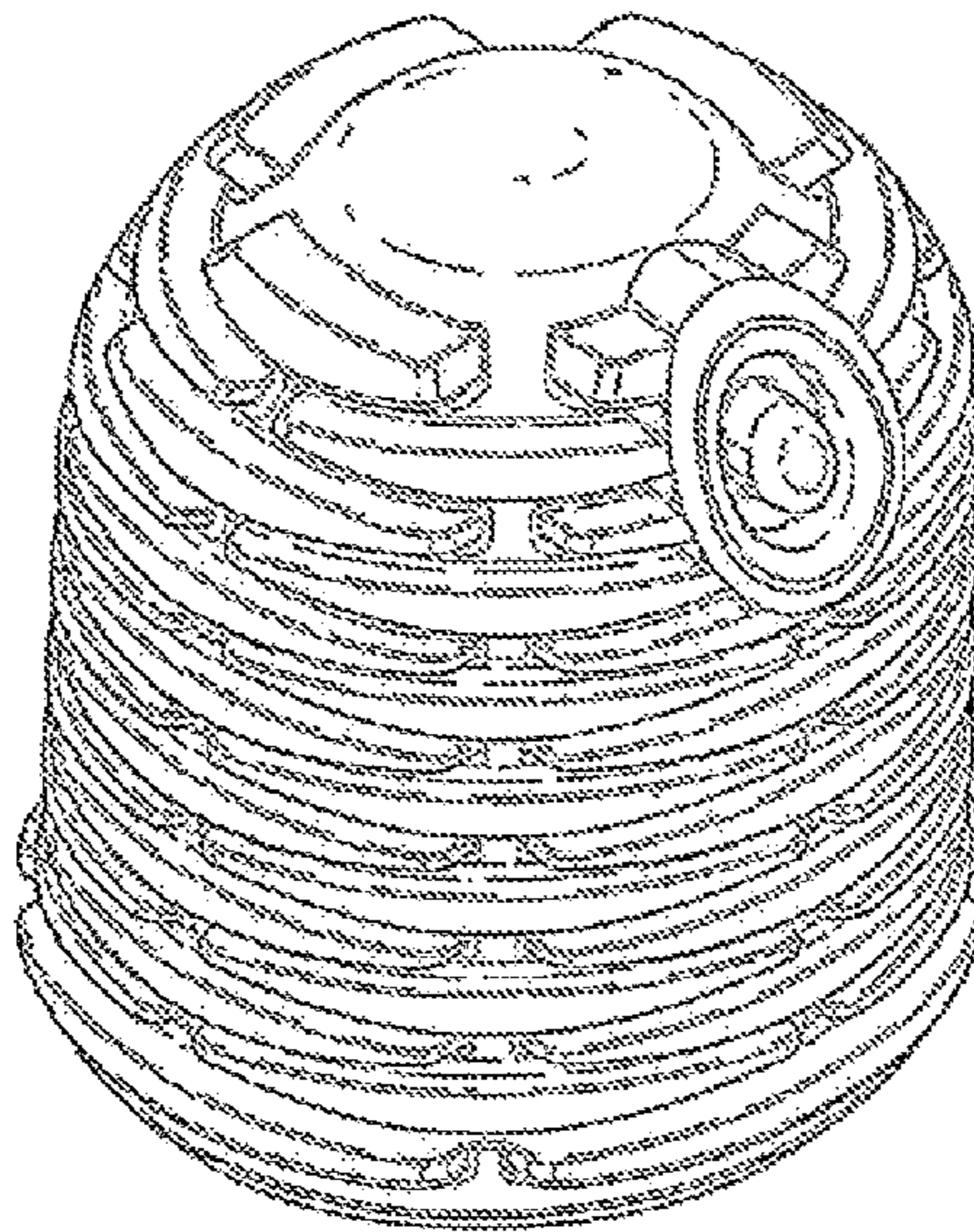
FIG. 1 is a perspective view of a heating element showing our
new design;
FIG. 2 is a front elevation view of FIG. 1;
FIG. 3 is a rear elevation view of FIG. 1;
FIG. 4 is a left side elevation view of FIG. 1;
FIG. 5 is a right side elevation view of FIG. 1;
FIG. 6 is a top plan view of FIG. 1; and,
FIG. 7 is a bottom plan view of FIG. 1.
The broken lines illustrate portions of the heating element
which form no part of the claimed design.

(56) **References Cited**

U.S. PATENT DOCUMENTS

2,079,611 A * 5/1937 Harvey 219/202
2,688,467 A * 9/1954 Leatzow 165/67
3,927,300 A * 12/1975 Wada et al. 392/502
D243,401 S * 2/1977 Almen D23/386
4,021,769 A * 5/1977 Edin et al. 338/299
4,339,046 A * 7/1982 Coen 215/11.5

1 Claim, 6 Drawing Sheets



US D637,301 S

Page 2

U.S. PATENT DOCUMENTS

D599,028 S 8/2009 Schofield
D608,148 S 1/2010 Lane
D609,528 S 2/2010 Roehrig et al.
7,683,295 B2 * 3/2010 Kimura et al. 219/541

FOREIGN PATENT DOCUMENTS

EP 1 570 775 9/2005
GB 555273 8/1943
WO 2004/054414 7/2004
* cited by examiner

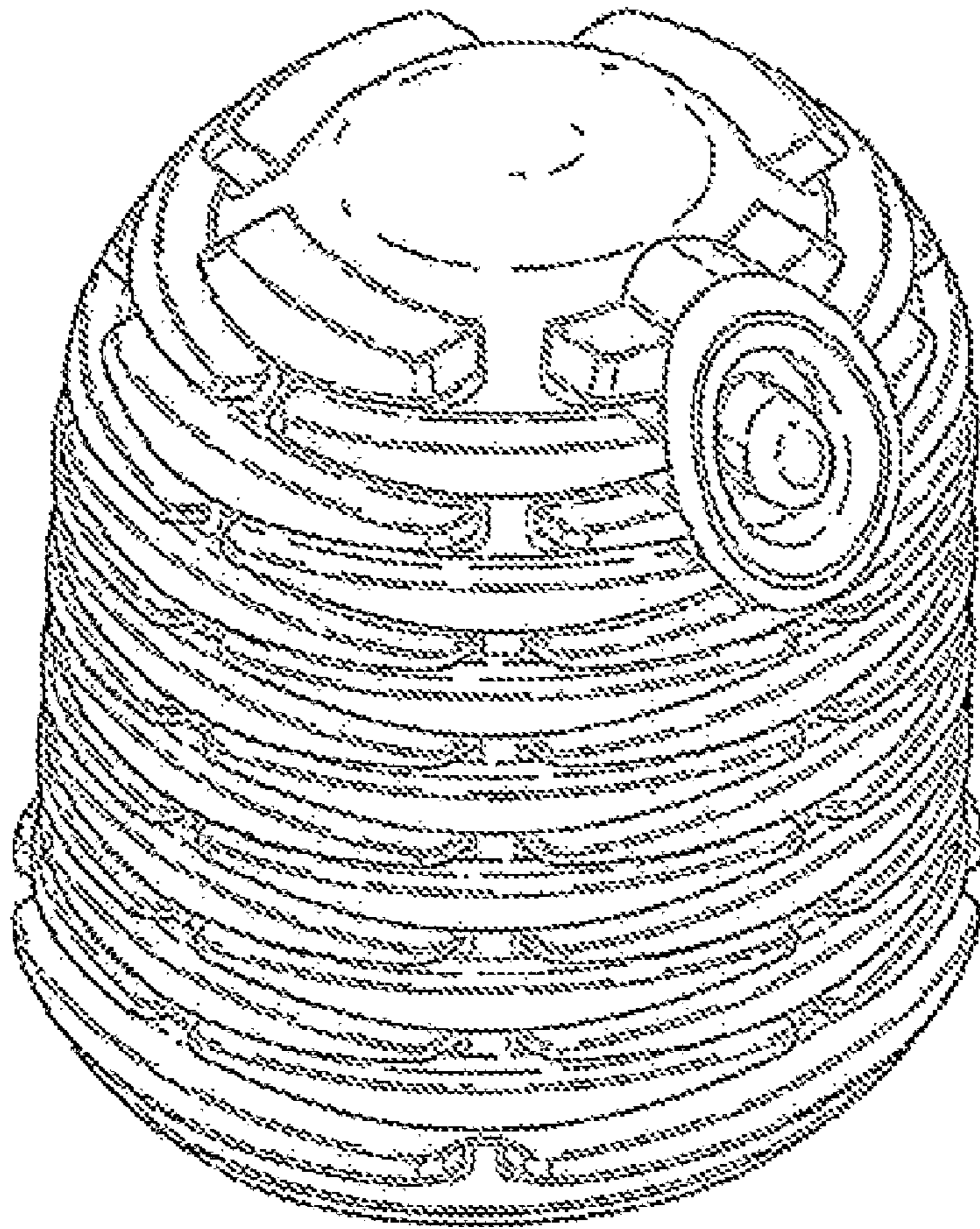


Fig. 1

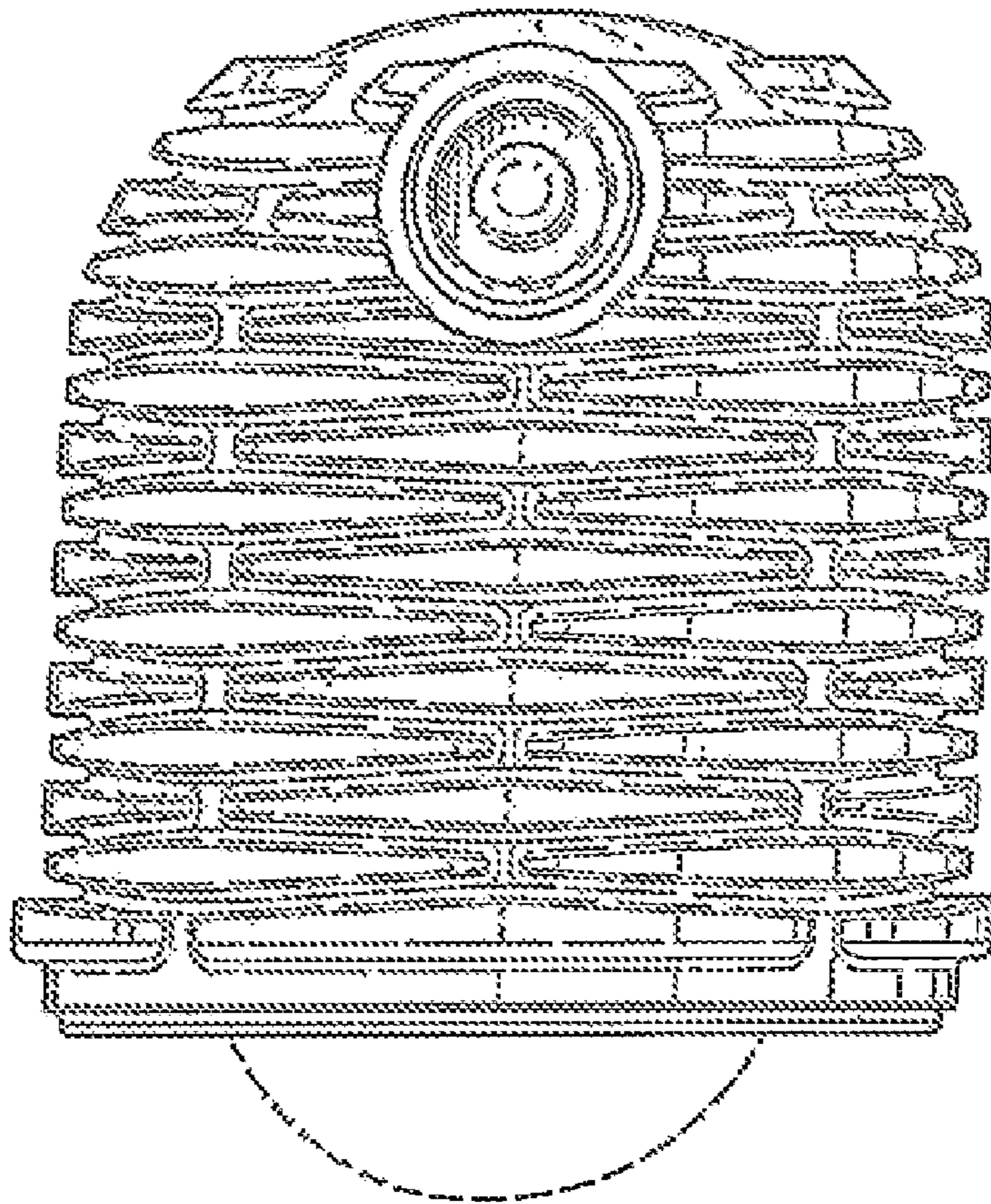


Fig. 2

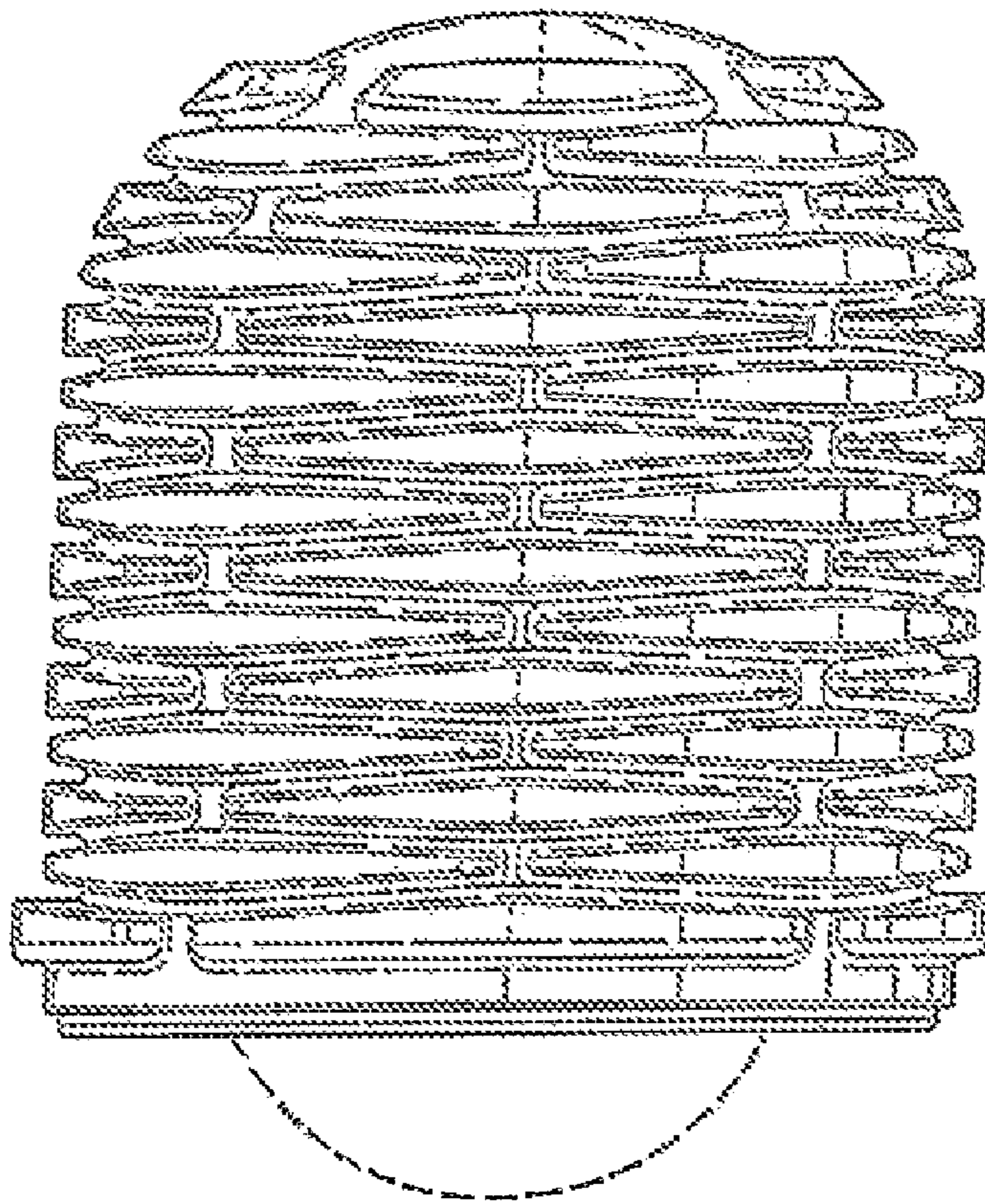


Fig. 3

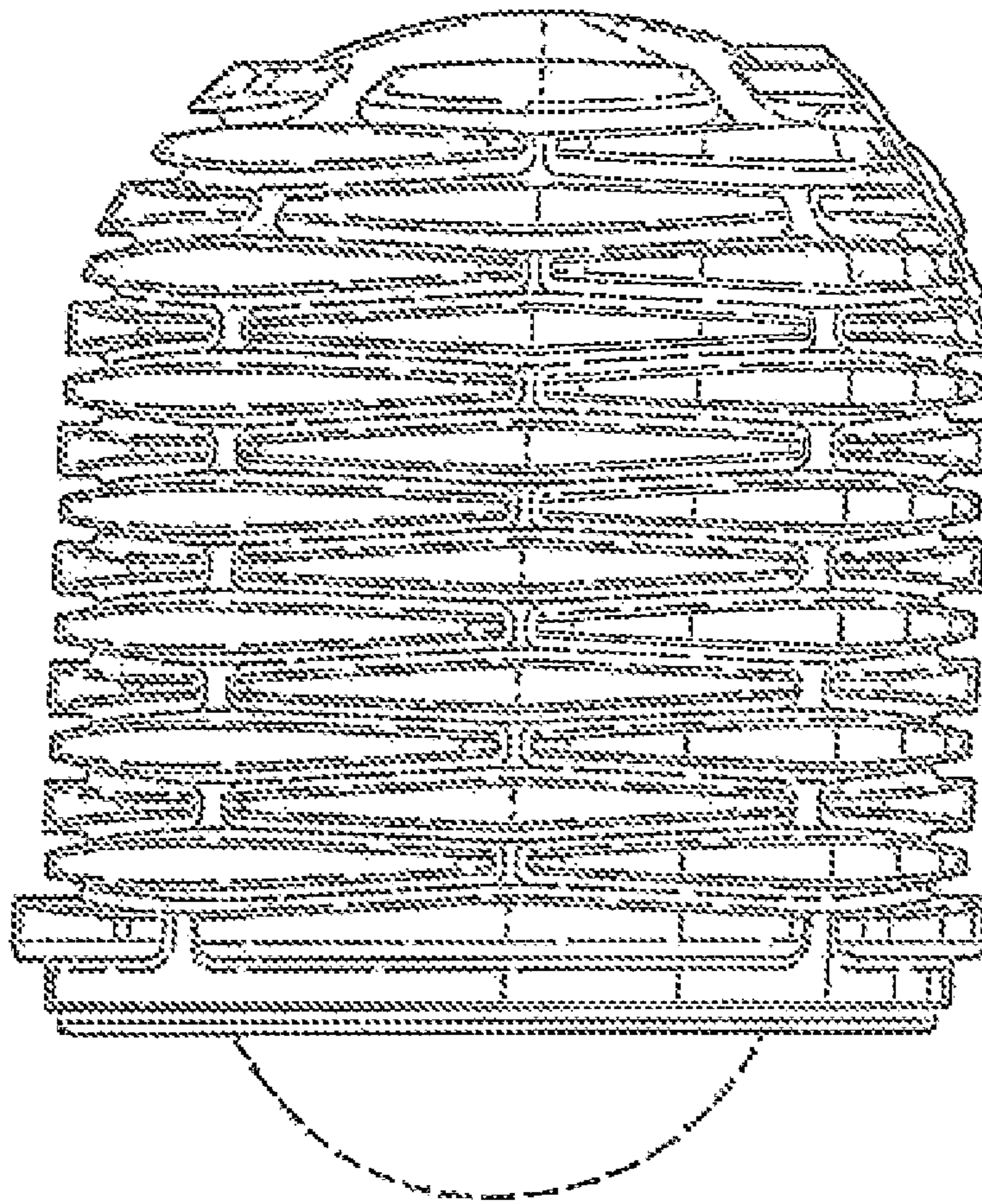


Fig. 4

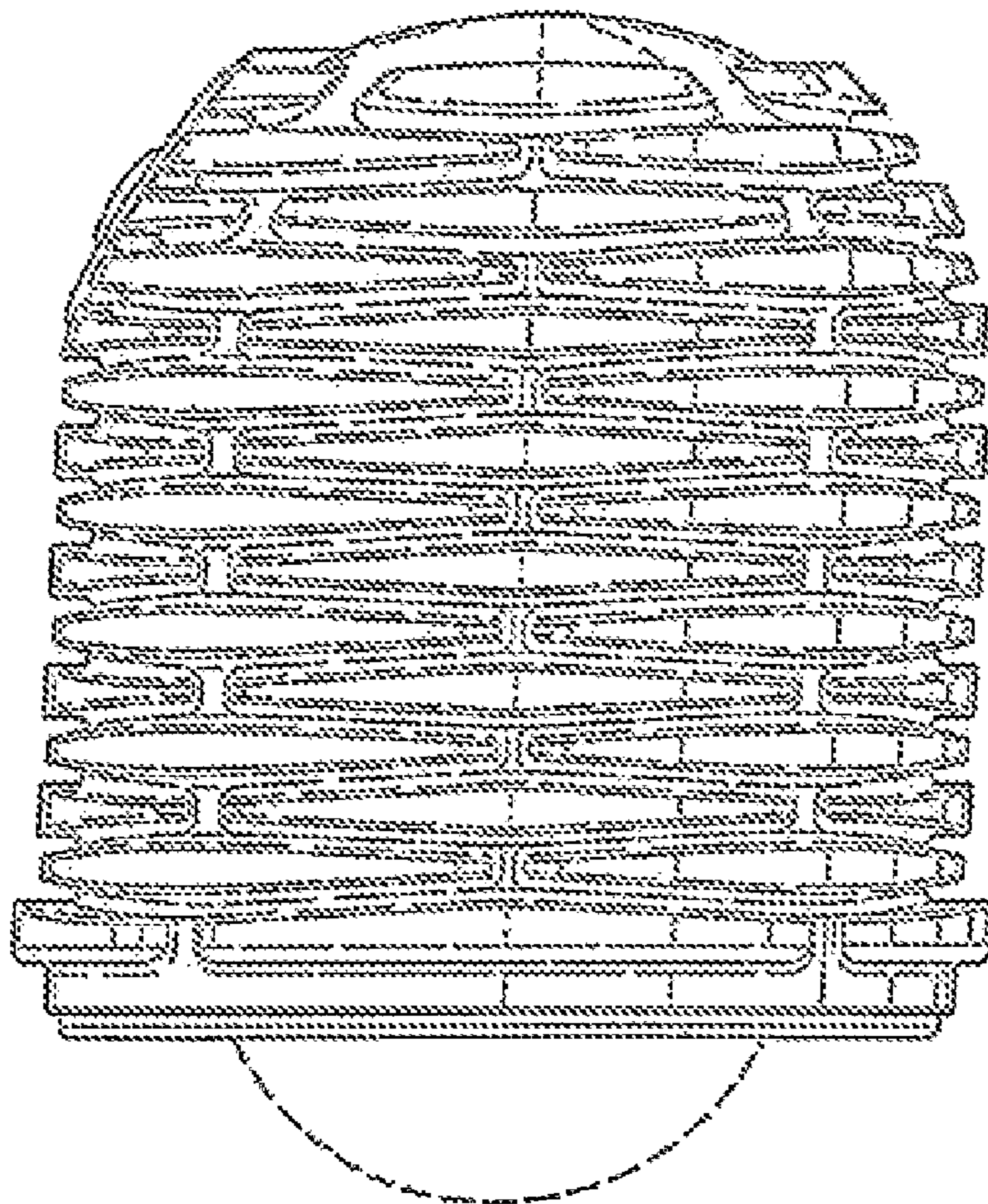


Fig. 5

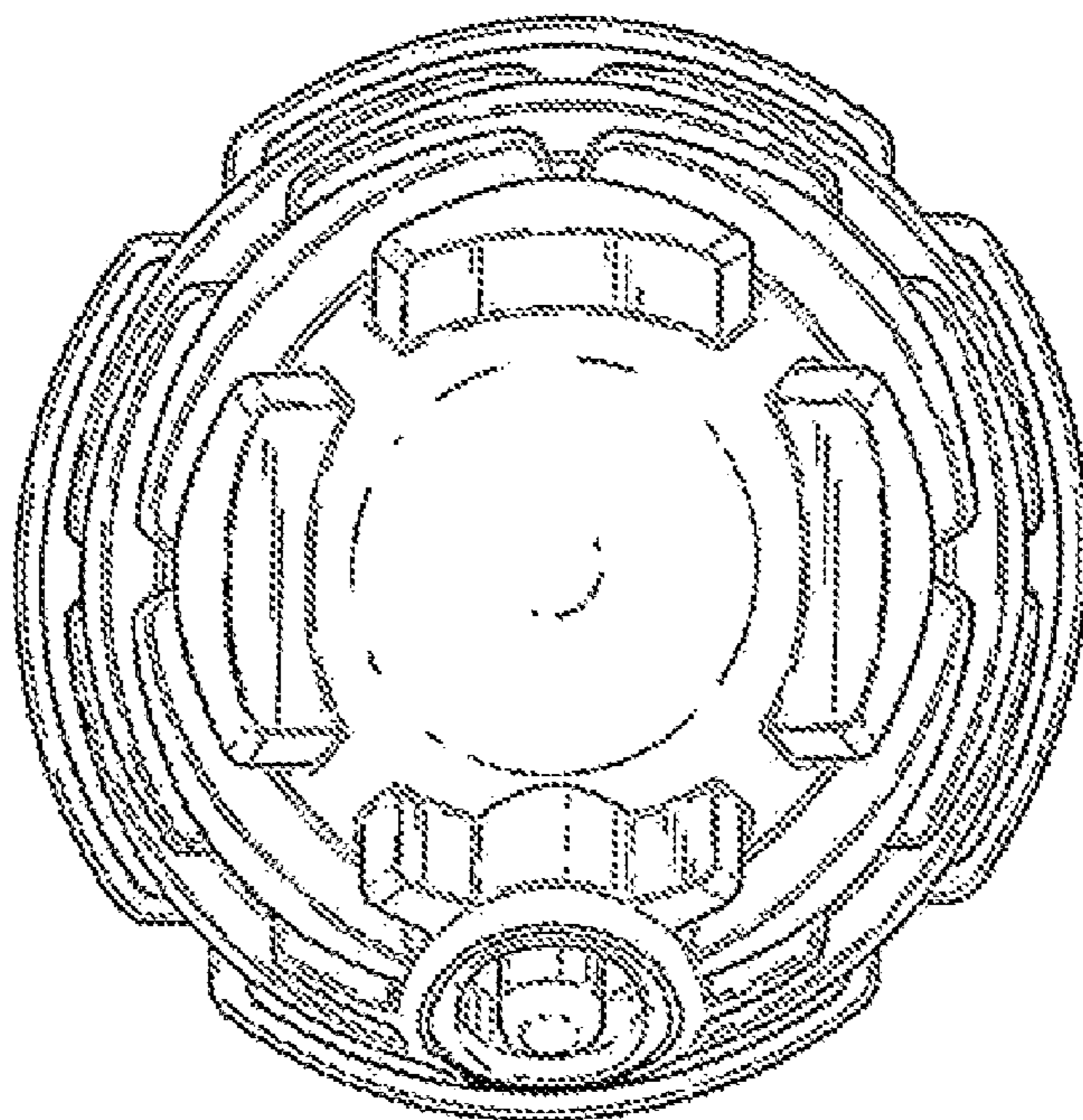


Fig. 6

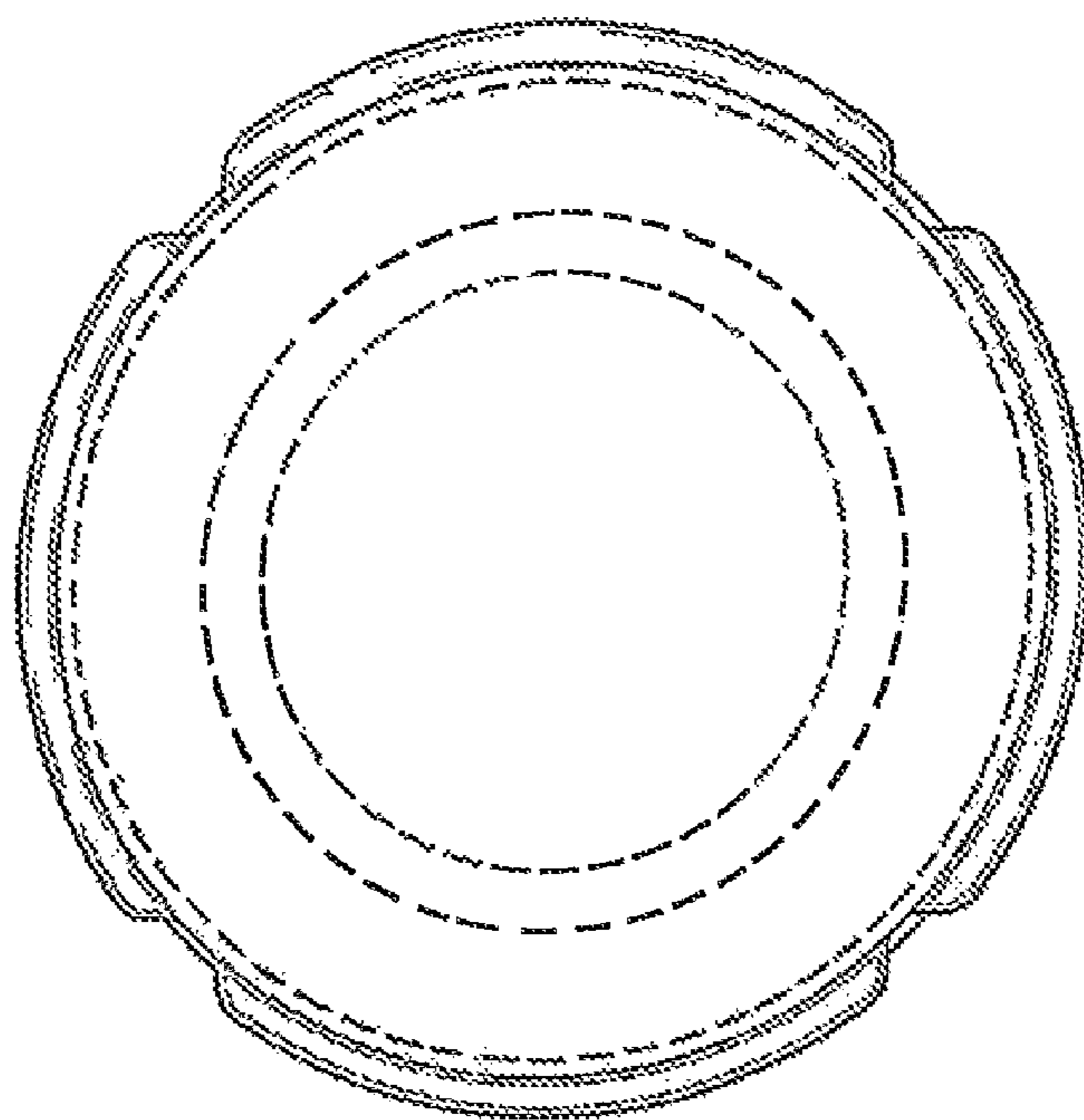


Fig. 7