



US00D637299S

(12) **United States Design Patent**
Cowles

(10) **Patent No.:** **US D637,299 S**

(45) **Date of Patent:** **** May 3, 2011**

(54) **TAPE BANDAGE ROLL**

(76) Inventor: **John Cowles**, San Francisco, CA (US)

(**) Term: **14 Years**

(21) Appl. No.: **29/383,130**

(22) Filed: **Jan. 12, 2011**

Related U.S. Application Data

(62) Division of application No. 29/301,034, filed on Aug. 18, 2007, now Pat. No. Des. 633,213.

(51) **LOC (9) Cl.** **24-04**

(52) **U.S. Cl.** **D24/189**

(58) **Field of Classification Search** D24/189;
206/390, 440, 441, 460, 499, 579, 820; D19/67,
D19/69

See application file for complete search history.

(56) **References Cited**

U.S. PATENT DOCUMENTS

3,835,992	A *	9/1974	Adams, IV	206/390
4,807,753	A *	2/1989	Goldstein	206/390
5,118,381	A *	6/1992	Ryder et al.	156/552
5,429,589	A *	7/1995	Cartmell et al.	602/42
5,685,833	A *	11/1997	Turngren	602/58
5,891,078	A *	4/1999	Turngren et al.	602/58

D428,922	S *	8/2000	Packard et al.	D19/69
D472,319	S *	3/2003	Oltmann	D24/189
6,638,270	B2 *	10/2003	Johnson	604/890.1
7,012,170	B1 *	3/2006	Tomaouiolo	602/57
D571,859	S *	6/2008	Harmston	D19/69
D572,156	S *	7/2008	Payne	D10/71

* cited by examiner

Primary Examiner — Holly Baynham

Assistant Examiner — Michelle E Wilson

(74) *Attorney, Agent, or Firm* — Matlock Law Group, PC

(57) **CLAIM**

The ornamental design for a tape bandage roll, as shown and described.

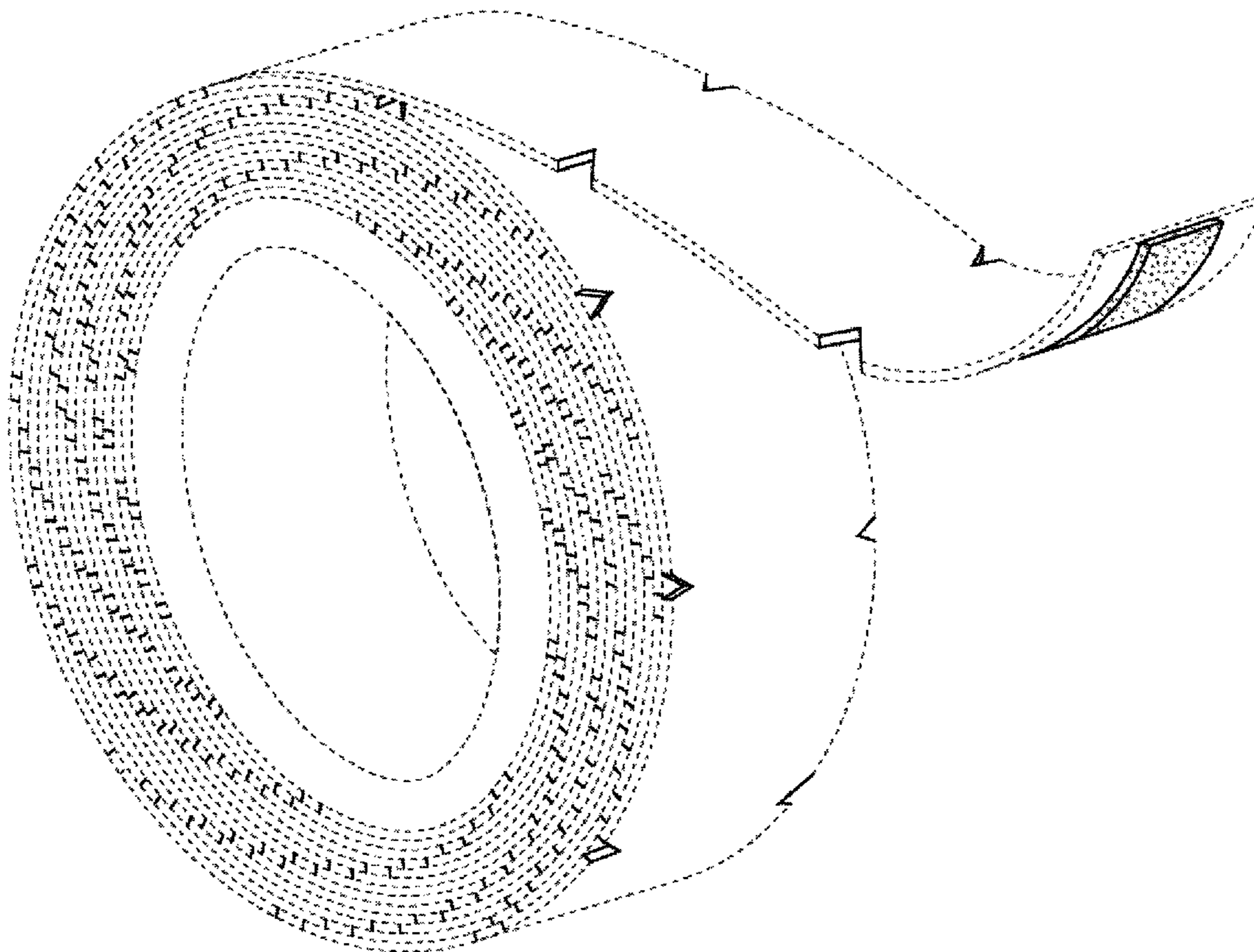
DESCRIPTION

FIG. 1 is a side/front elevation view of an entire roll showing the ornamental notches and decorative raised center of my new design; and,

FIG. 2 is a top plan cross-section view showing ornamental notches and decorative raised center thereof.

The broken lines are included for the purpose of illustrating environmental structure and form no part of the claimed design.

1 Claim, 2 Drawing Sheets



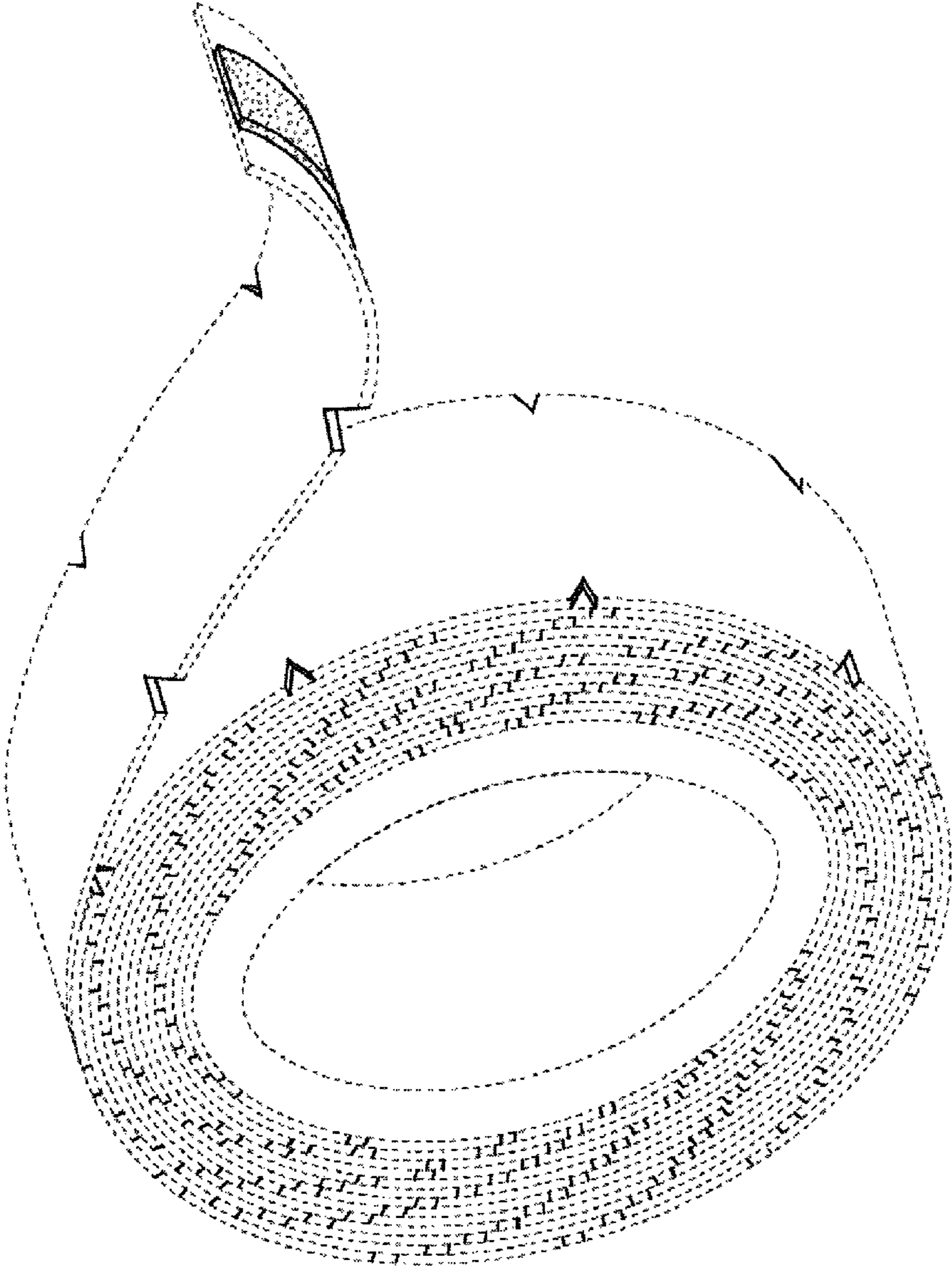


FIG. 1

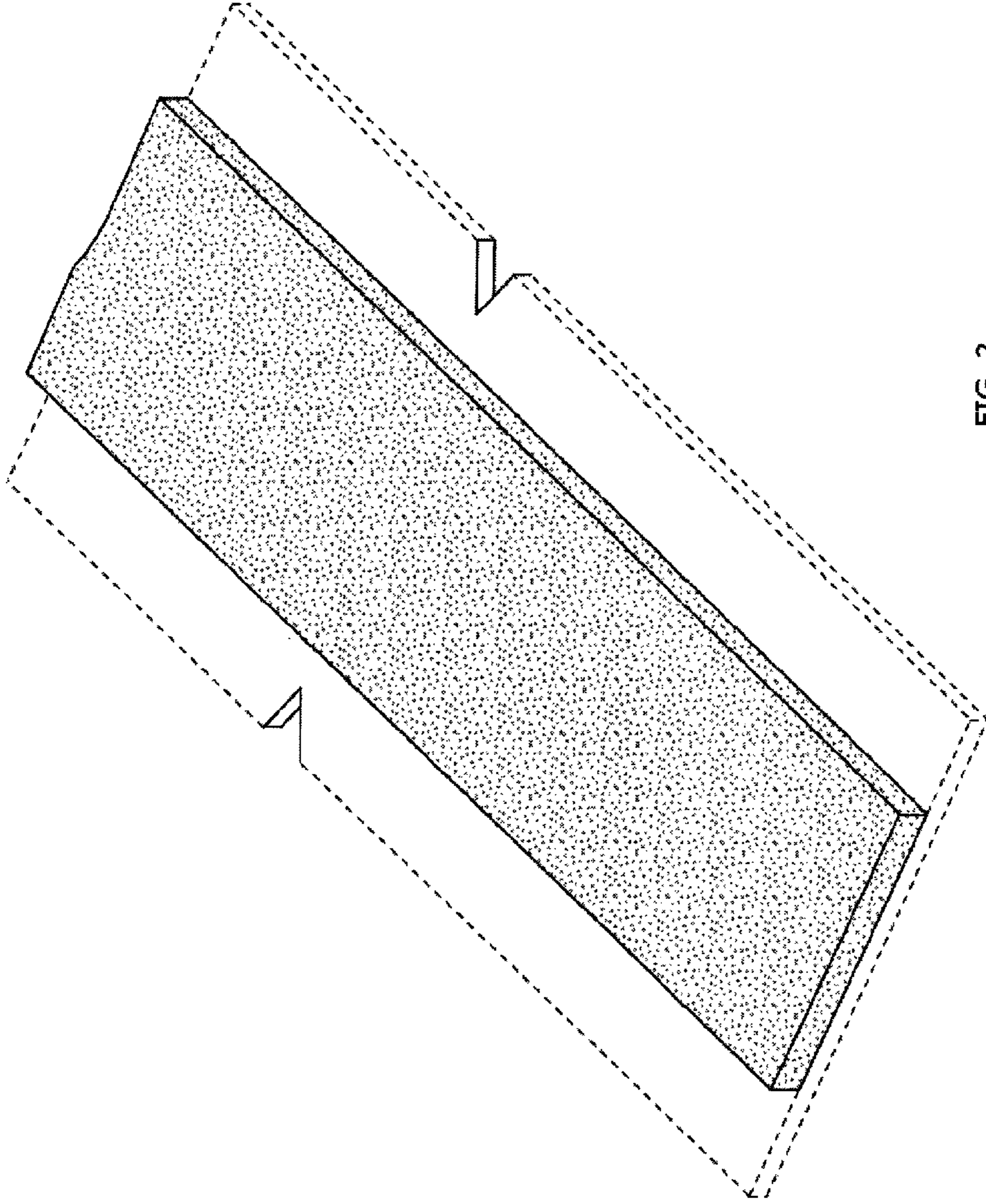


FIG. 2