



US00D637298S

(12) **United States Design Patent**
Vaisnys et al.

(10) **Patent No.:** **US D637,298 S**

(45) **Date of Patent:** **** May 3, 2011**

(54) **PACKAGING FOR PADS FOR AN
AUTOMATED EXTERNAL DEFIBRILLATOR**

(75) Inventors: **Gintaras A. Vaisnys**, Chicago, IL (US);
Glenn W. Laub, Princeton, NJ (US);
Giovanni C. Meier, Madison, CT (US);
Brian Sawin, Stonington, CT (US)

(73) Assignee: **Defibtech, LLC**, Princeton, NJ (US)

(**) Term: **14 Years**

(21) Appl. No.: **29/376,577**

(22) Filed: **Oct. 8, 2010**

Related U.S. Application Data

(62) Division of application No. 29/327,821, filed on Nov. 13, 2008.

(51) **LOC (9) Cl.** **24-04**

(52) **U.S. Cl.** **D24/187; D9/707**

(58) **Field of Classification Search** D9/702-707,
D9/709-711, 713-714, 720, 722, 629, 415-418,
D9/624; D24/167-169, 108, 110.6, 117-118;
206/210, 466; 607/5, 142, 115, 152
See application file for complete search history.

(56) **References Cited**

U.S. PATENT DOCUMENTS

D245,540 S	8/1977	Lindsey
4,610,254 A	9/1986	Morgan et al.
4,776,350 A	10/1988	Grossman et al.
5,080,099 A	1/1992	Way et al.
5,150,708 A	9/1992	Brooks
5,309,909 A	5/1994	Gadsby et al.
5,456,710 A	10/1995	Gadsby

5,511,548 A	4/1996	Riazzi et al.
5,817,151 A	10/1998	Olson et al.
5,850,920 A	12/1998	Gilman et al.
D409,752 S	5/1999	Bishay et al.
5,951,598 A	9/1999	Bishay et al.
6,021,349 A	2/2000	Arand et al.
6,149,614 A	11/2000	Dunshee et al.
6,272,385 B1	8/2001	Bishay et al.
6,289,243 B1	9/2001	Lin et al.
D448,661 S	10/2001	Kerr et al.
D498,848 S	11/2004	Vaisnys et al.
D514,951 S	2/2006	Vaisnys et al.
D522,374 S *	6/2006	Nova et al. D9/629
D525,144 S	7/2006	Risgalla
D548,613 S	8/2007	Miller et al.

* cited by examiner

Primary Examiner — Caron Veynar

Assistant Examiner — Abraham Bahta

(74) *Attorney, Agent, or Firm* — King & Spalding LLP

(57) **CLAIM**

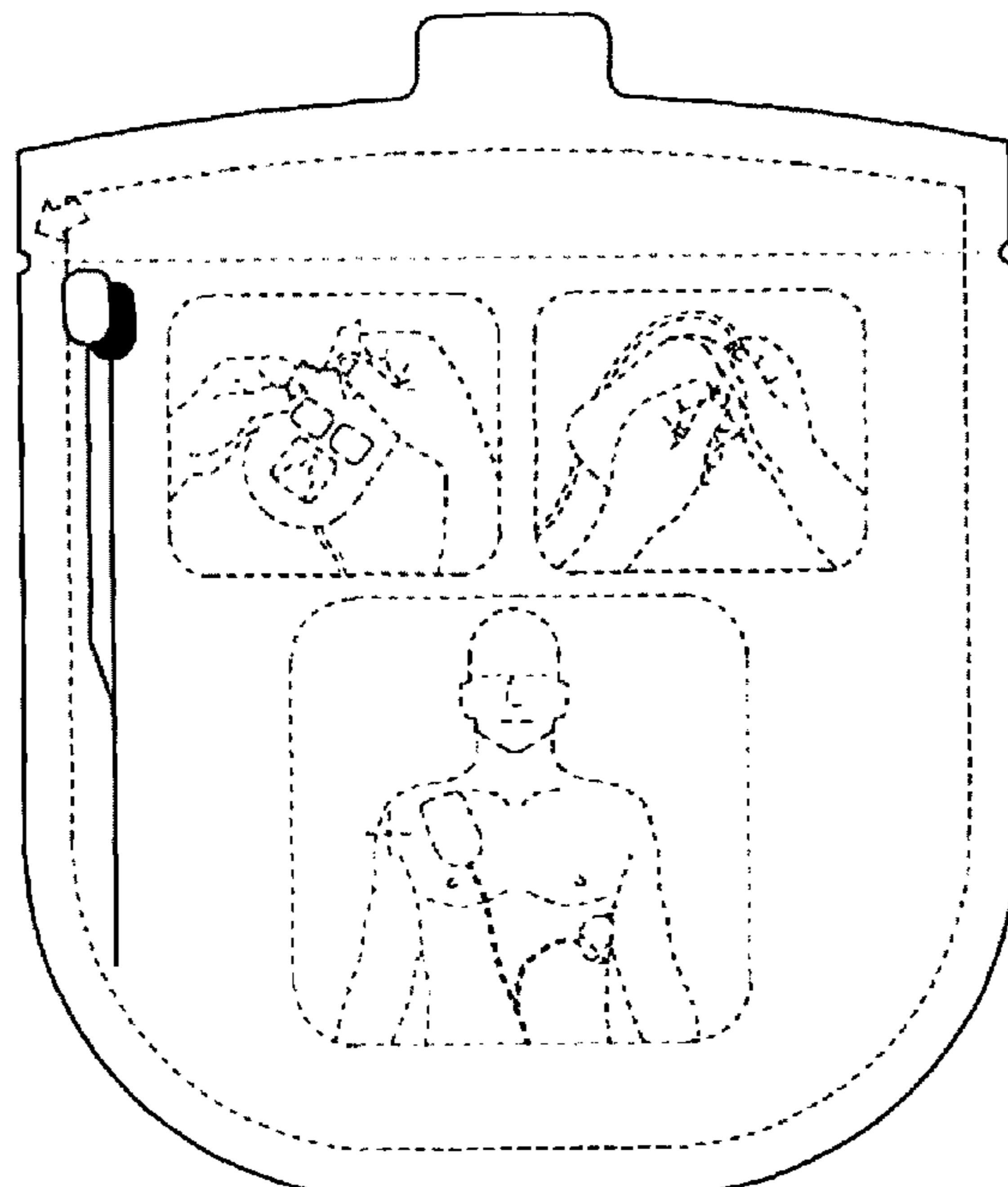
The ornamental design for a packaging for pads for an automated external defibrillator, as shown and described.

DESCRIPTION

FIG. 1 is a front view of the packaging for pads for an automated external defibrillator showing our new design, according to an exemplary embodiment; and, FIG. 2 is a rear view thereof.

The dashed lines extending between and across the two semi-circular indentations depicted in FIG. 1 represent lines of perforation on the packaging and form no part of the claimed design. The dashed lines showing pictured instructions are for illustrative purposes only and form no part of the claimed design.

1 Claim, 1 Drawing Sheet



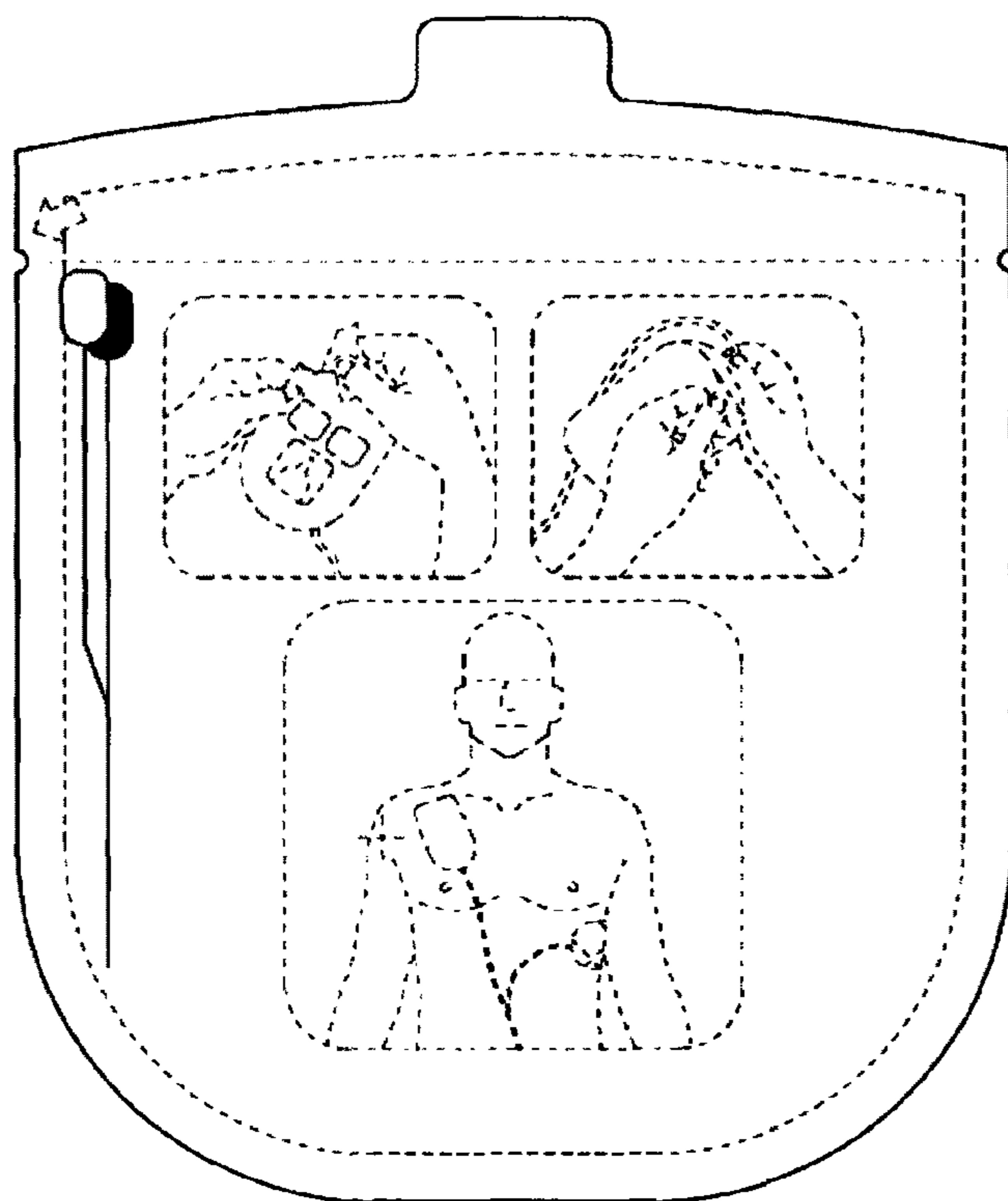


FIG. 1

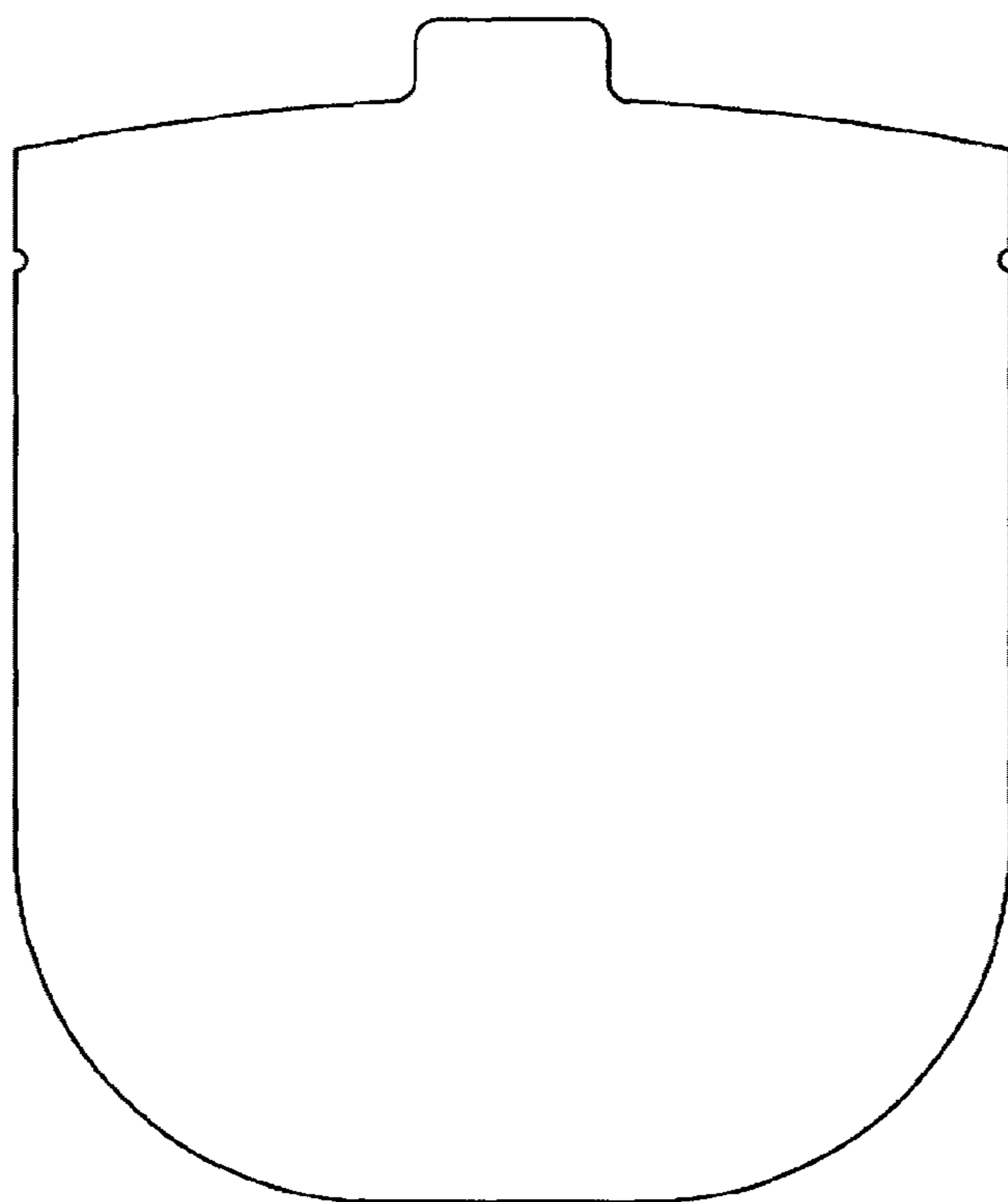


FIG. 2