



US00D637295S

(12) **United States Design Patent**  
**McCartney**

(10) **Patent No.:** **US D637,295 S**

(45) **Date of Patent:** **\*\* May 3, 2011**

(54) **HEARING AID RETAINER**

(76) Inventor: **Nancy McCartney**, Palm Beach Gardens, FL (US)

(\*\*) Term: **14 Years**

(21) Appl. No.: **29/350,204**

(22) Filed: **Nov. 12, 2009**

(51) **LOC (9) Cl.** ..... **24-99**

(52) **U.S. Cl.** ..... **D24/174**

(58) **Field of Classification Search** ..... D24/173-175,  
D24/106; D14/205, 223, 224, 249; 381/23.1,  
381/312, 322-324, 328-330, 334, 151, 380,  
381/381; 181/129, 130, 135, 137; D2/865,  
D2/866, 894; D28/41; D29/102, 103, 112,  
D29/122; 132/273, 275

See application file for complete search history.

(56) **References Cited**

U.S. PATENT DOCUMENTS

D70,298 S *	6/1926	Skaruda	.....	D28/41
D351,387 S *	10/1994	Roberts	.....	D24/175
D463,857 S *	10/2002	Dix et al.	.....	D24/106
6,513,167 B1 *	2/2003	Cheng	.....	2/171
D478,991 S *	8/2003	Dyer et al.	.....	D24/174
6,690,807 B1 *	2/2004	Meyer	.....	381/327
D510,780 S *	10/2005	Cullum	.....	D28/41
D538,269 S *	3/2007	Tragatschnig	.....	D14/223
D579,606 S *	10/2008	Scholl et al.	.....	D28/41

D593,067 S *	5/2009	Millora et al.	.....	D14/205
D594,442 S *	6/2009	Chon et al.	.....	D14/205
D604,268 S *	11/2009	Choe	.....	D14/205

\* cited by examiner

*Primary Examiner* — T. Chase Nelson

*Assistant Examiner* — Anhdao Doan

(74) *Attorney, Agent, or Firm* — McHale & Slavin, P.A.

(57) **CLAIM**

The ornamental design for a hearing aid retainer, as shown and described.

**DESCRIPTION**

FIG. 1 is a front perspective view of the hearing aid retainer of the instant invention;

FIG. 2 is a front view thereof;

FIG. 3 is a rear view thereof;

FIG. 4 is a left side view thereof;

FIG. 5 is a right side view thereof;

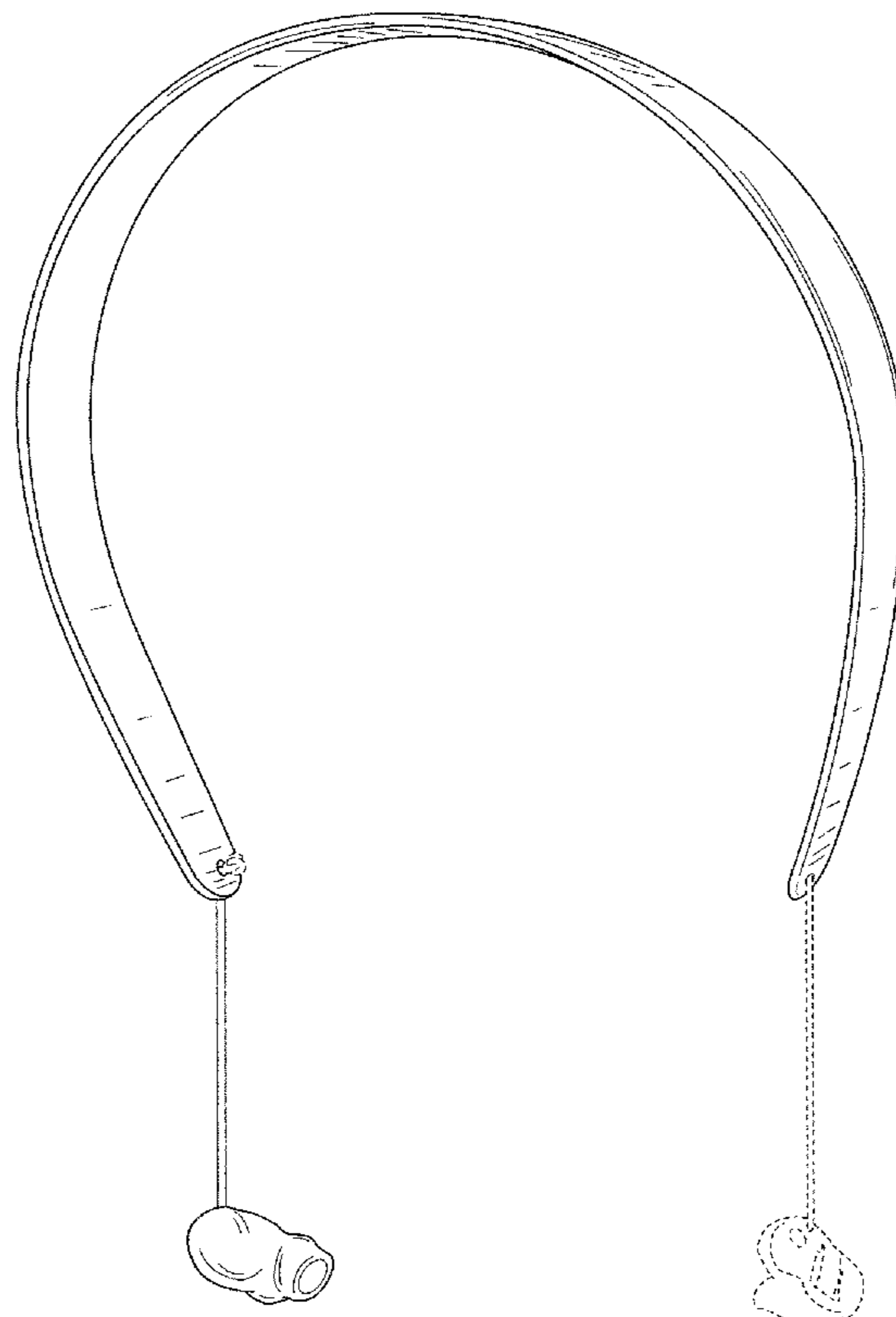
FIG. 6 is a top view thereof;

FIG. 7 is a bottom view thereof; and,

FIG. 8 is a front perspective environmental view illustrating the hearing aid retainer in use.

The broken lines in FIG. 1-3, 5, and 7 views are included for the purpose of illustrating portions of the hearing aid retainer that form no part of the claimed design, and the broken lines in FIG. 8 view represent the environment. None of the broken lines form a part of the claimed design.

**1 Claim, 6 Drawing Sheets**



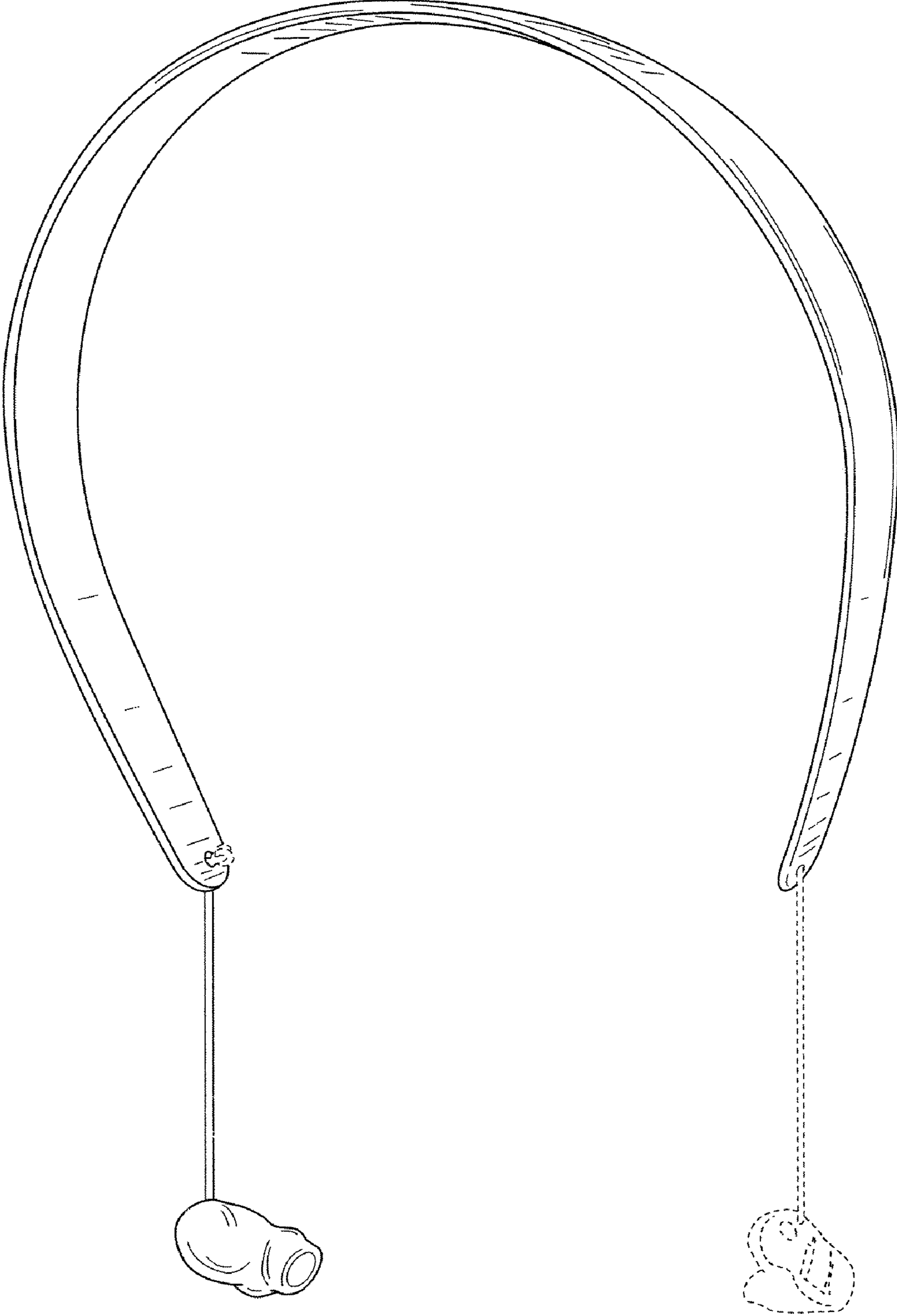


FIG. 1



FIG. 2



FIG. 3

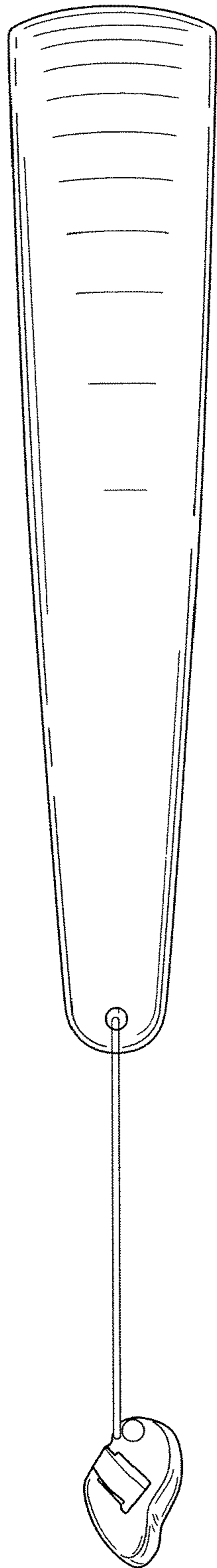


FIG. 4

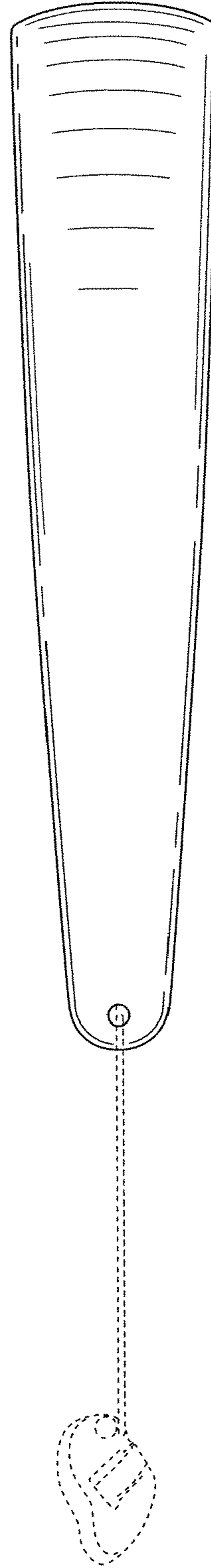




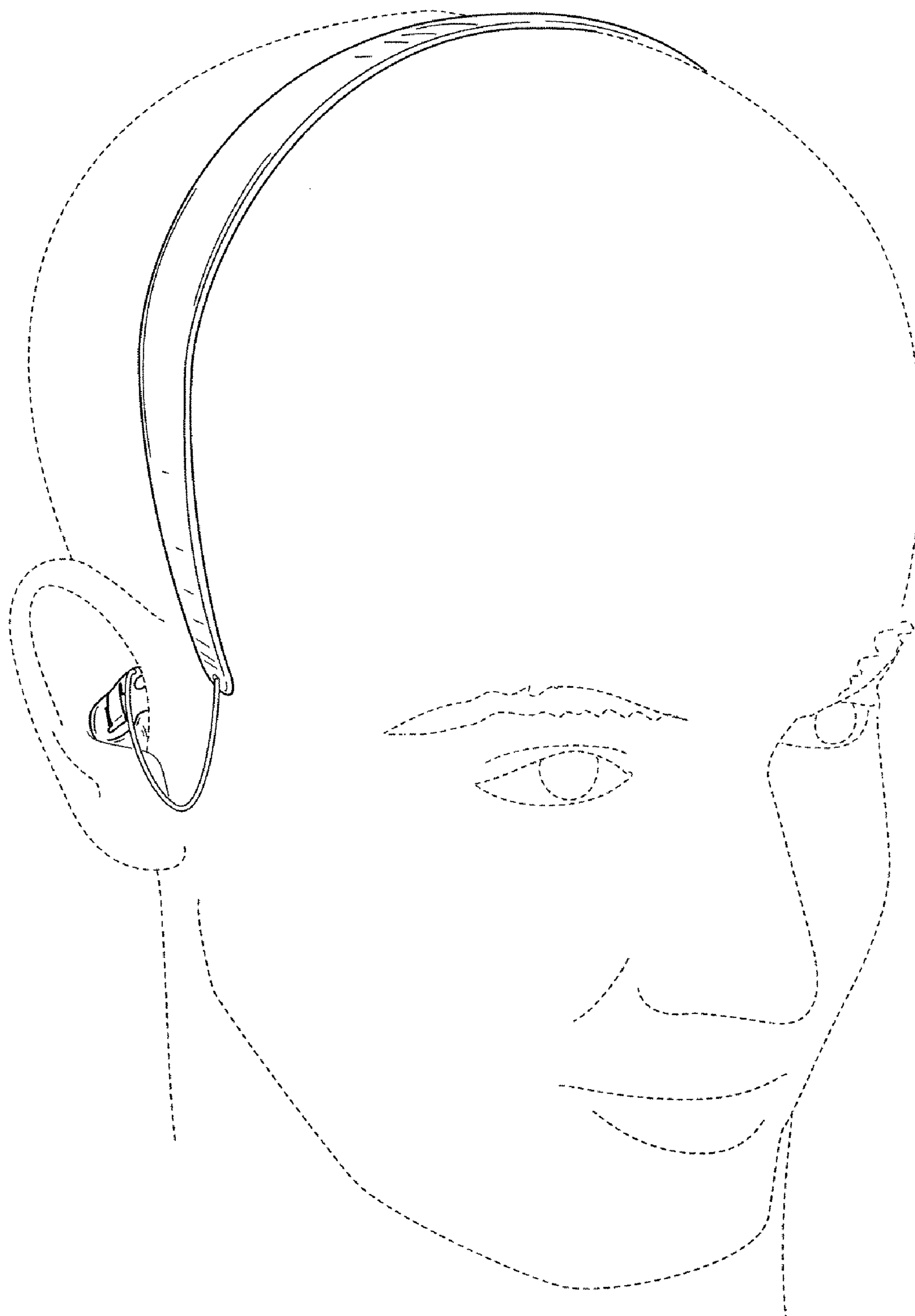
FIG. 5



**FIG. 6**



**FIG. 7**



**FIG. 8**