

US00D637279S

(12) **United States Design Patent**
Scheiner et al.

(10) **Patent No.:** **US D637,279 S**
(45) **Date of Patent:** **** May 3, 2011**

- (54) **STRAP AND YOKE FOR MASK**
- (75) Inventors: **Rupert Christian Scheiner**, Davidson (AU); **Memduh Guney**, Killara (AU); **David Anthony Pidcock**, Baulkham Hills (AU)
- (73) Assignee: **ResMed Limited**, Bella Vista (AU)
- (**) Term: **14 Years**
- (21) Appl. No.: **29/290,776**
- (22) Filed: **Jan. 11, 2008**
- (51) **LOC (9) Cl.** **24-02**
- (52) **U.S. Cl.** **D24/110**
- (58) **Field of Classification Search** D24/110, D24/110.4, 110.5; 128/207.12, 207.13, 204.12, 128/206.21, 206.24–206.25, 206.27, 206.12
See application file for complete search history.

(56) **References Cited**

U.S. PATENT DOCUMENTS

2,763,263	A	9/1956	Ellman	
3,513,844	A	5/1970	Smith	
4,782,832	A	11/1988	Trimble	
D377,090	S *	12/1996	Lee	D24/110.4
6,119,694	A *	9/2000	Correa et al.	128/207.13
6,431,172	B1	8/2002	Bordewick	
6,595,215	B2	7/2003	Wood	
D542,912	S	5/2007	Gunaratnam et al.	
D545,961	S *	7/2007	Hitchcock et al.	D24/110.1
D546,441	S *	7/2007	Hitchcock et al.	D24/110.1
D586,911	S *	2/2009	McAuley et al.	D24/110.5
2003/0196655	A1	10/2003	Ging	
2005/0011524	A1	1/2005	Thomlinson	
2005/0199241	A1 *	9/2005	Ging et al.	128/207.11

2005/0241644	A1	11/2005	Gunaratnam	
2006/0162729	A1 *	7/2006	Ging et al.	128/206.27
2008/0072909	A1 *	3/2008	Sherman	128/206.24
2009/0120442	A1 *	5/2009	Ho	128/206.24
2009/0223518	A1 *	9/2009	Kwok et al.	128/205.25
2009/0320851	A1 *	12/2009	Selvarajan et al.	128/207.13

OTHER PUBLICATIONS

Davidson, U.S. Appl. No. 29/258,085, filed Apr. 2006.

* cited by examiner

Primary Examiner — T. Chase Nelson

Assistant Examiner — Eric L Goodman

(74) *Attorney, Agent, or Firm* — Nixon & Vanderhye P.C.

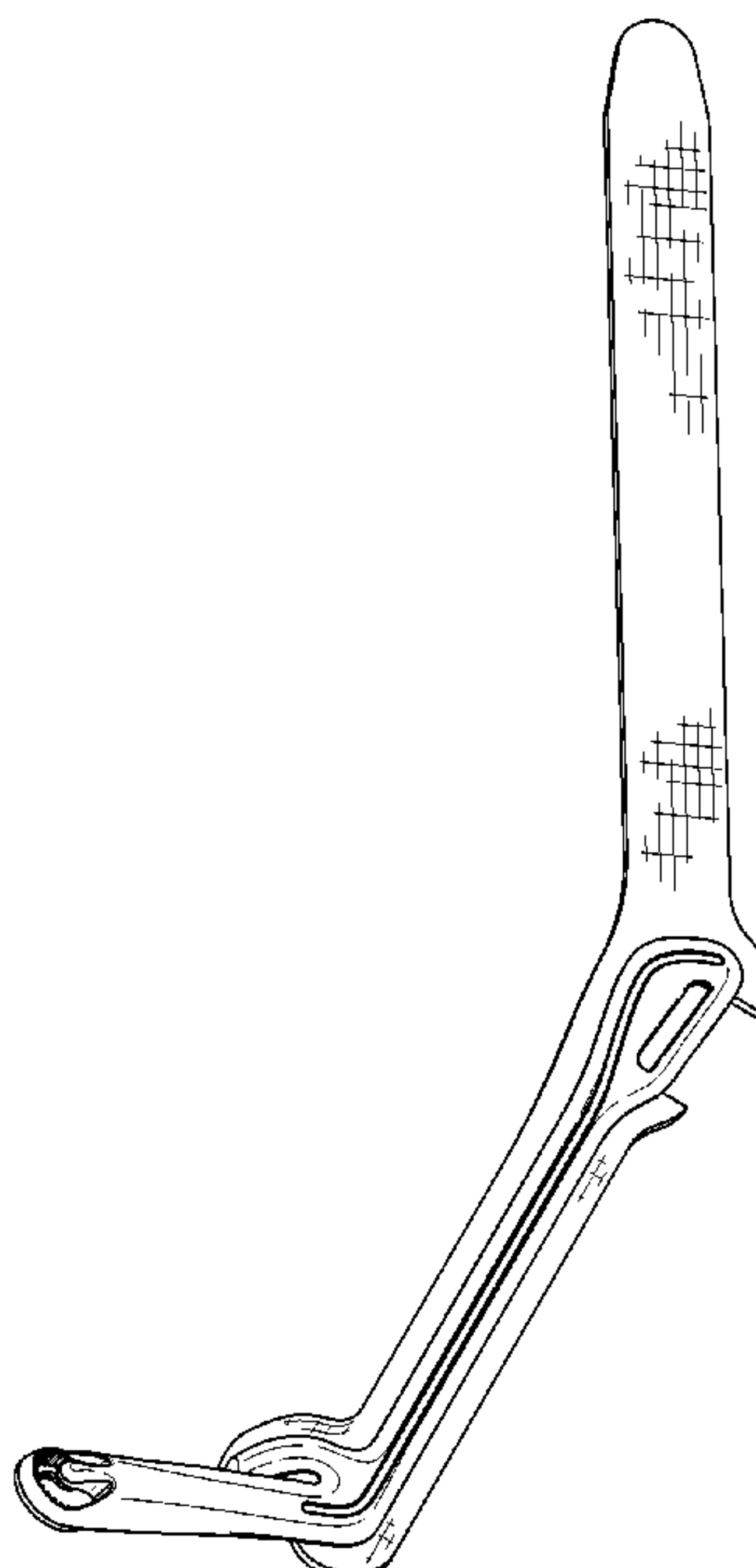
(57) **CLAIM**

The ornamental design for a strap and yoke for mask thereof, as shown.

DESCRIPTION

FIG. 1 is a front perspective view of a strap and yoke for mask according to an embodiment of our design;
 FIG. 2 is a front view thereof;
 FIG. 3 is a rear view thereof, from a slight perspective;
 FIG. 4 is a top view thereof;
 FIG. 5 is a bottom view thereof;
 FIG. 6 is a right side view thereof;
 FIG. 7 is a left side view thereof;
 FIG. 8 is a front perspective view of a strap and yoke for mask according to an embodiment of our design;
 FIG. 9 is a front view thereof;
 FIG. 10 is a rear view thereof, from a slight perspective;
 FIG. 11 is a top view thereof;
 FIG. 12 is a bottom view thereof;
 FIG. 13 is a right side view thereof; and,
 FIG. 14 is a left side view thereof.

1 Claim, 8 Drawing Sheets



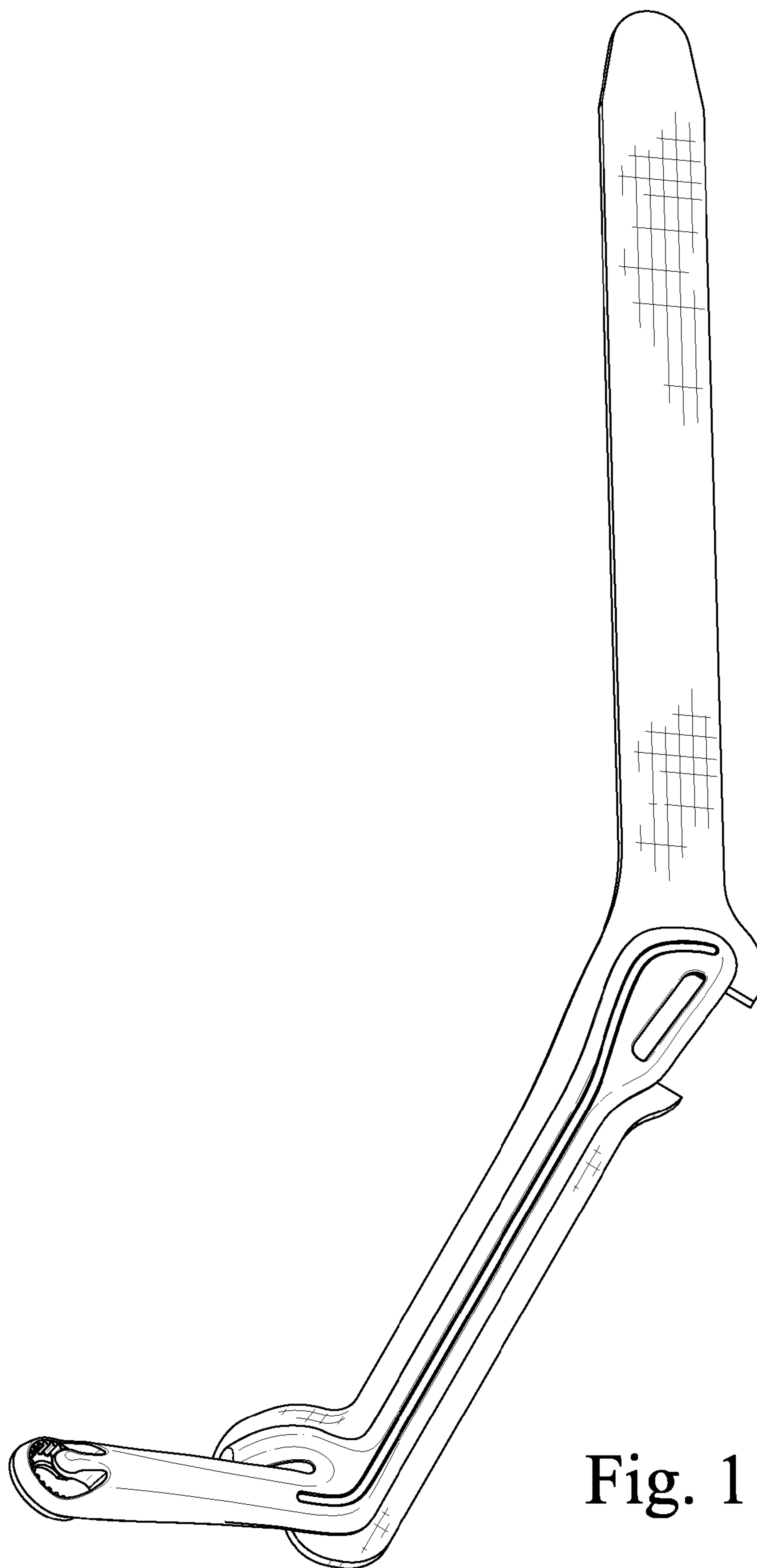


Fig. 1

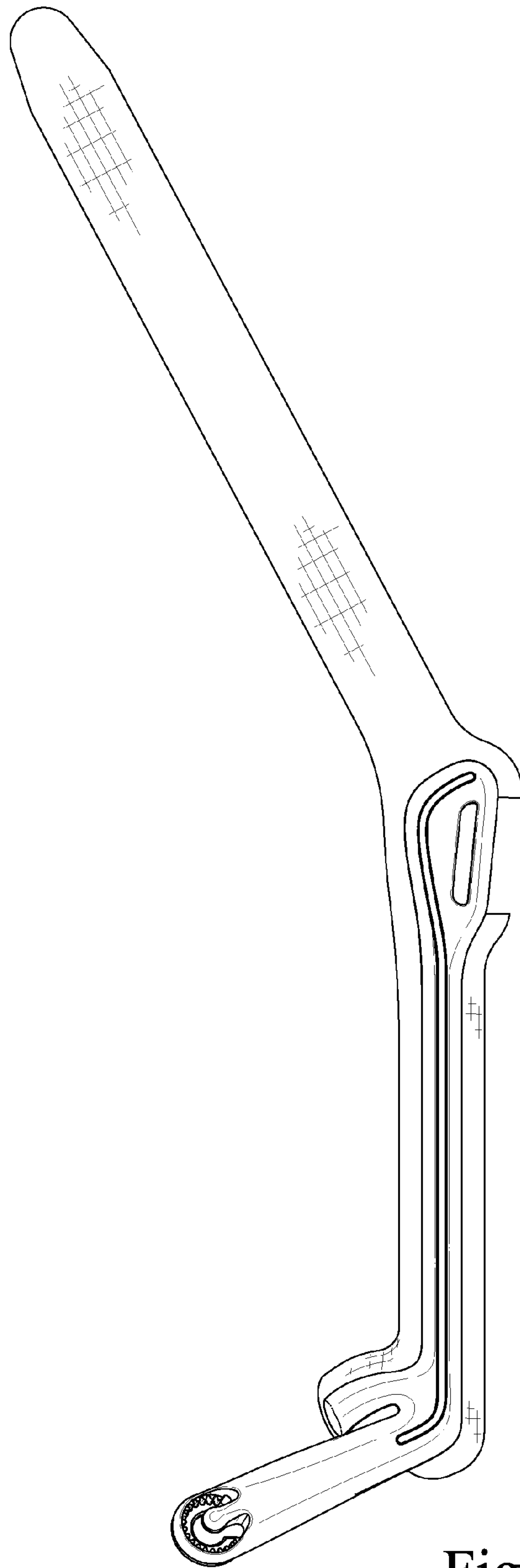


Fig. 2

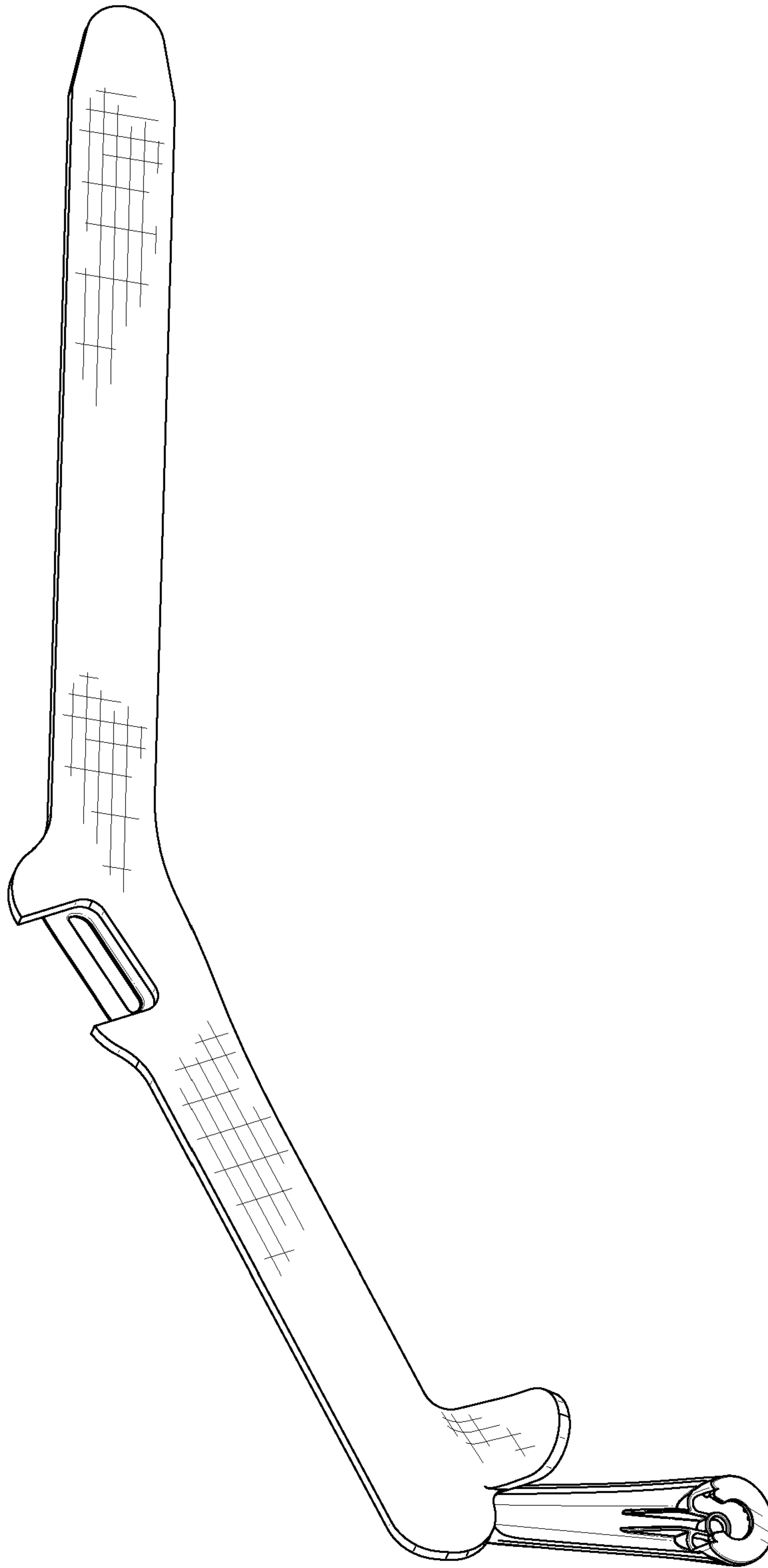


Fig. 3

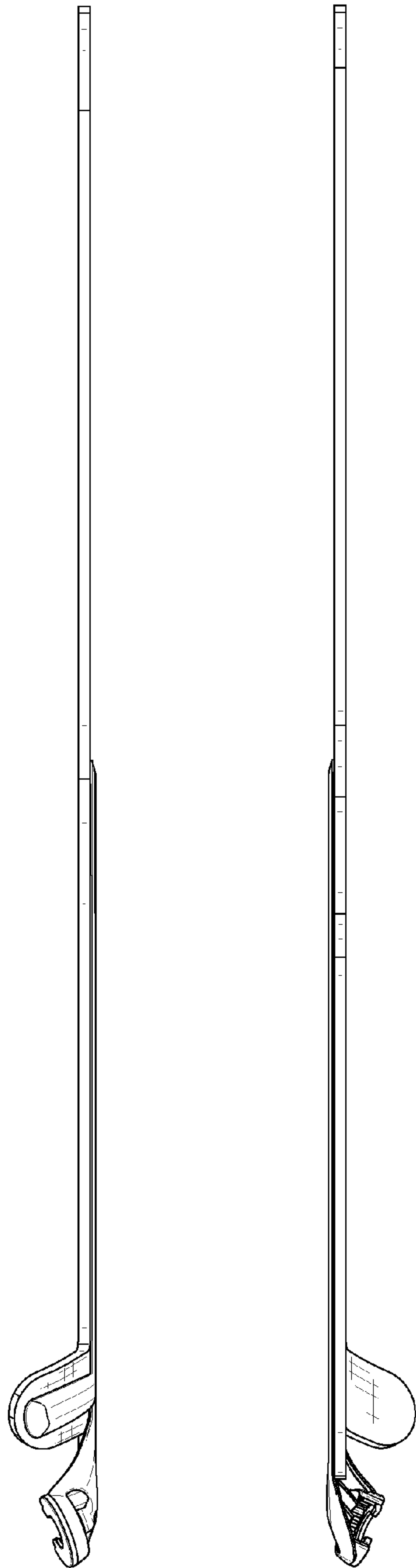


Fig. 4

Fig. 5



Fig. 6




Fig. 7

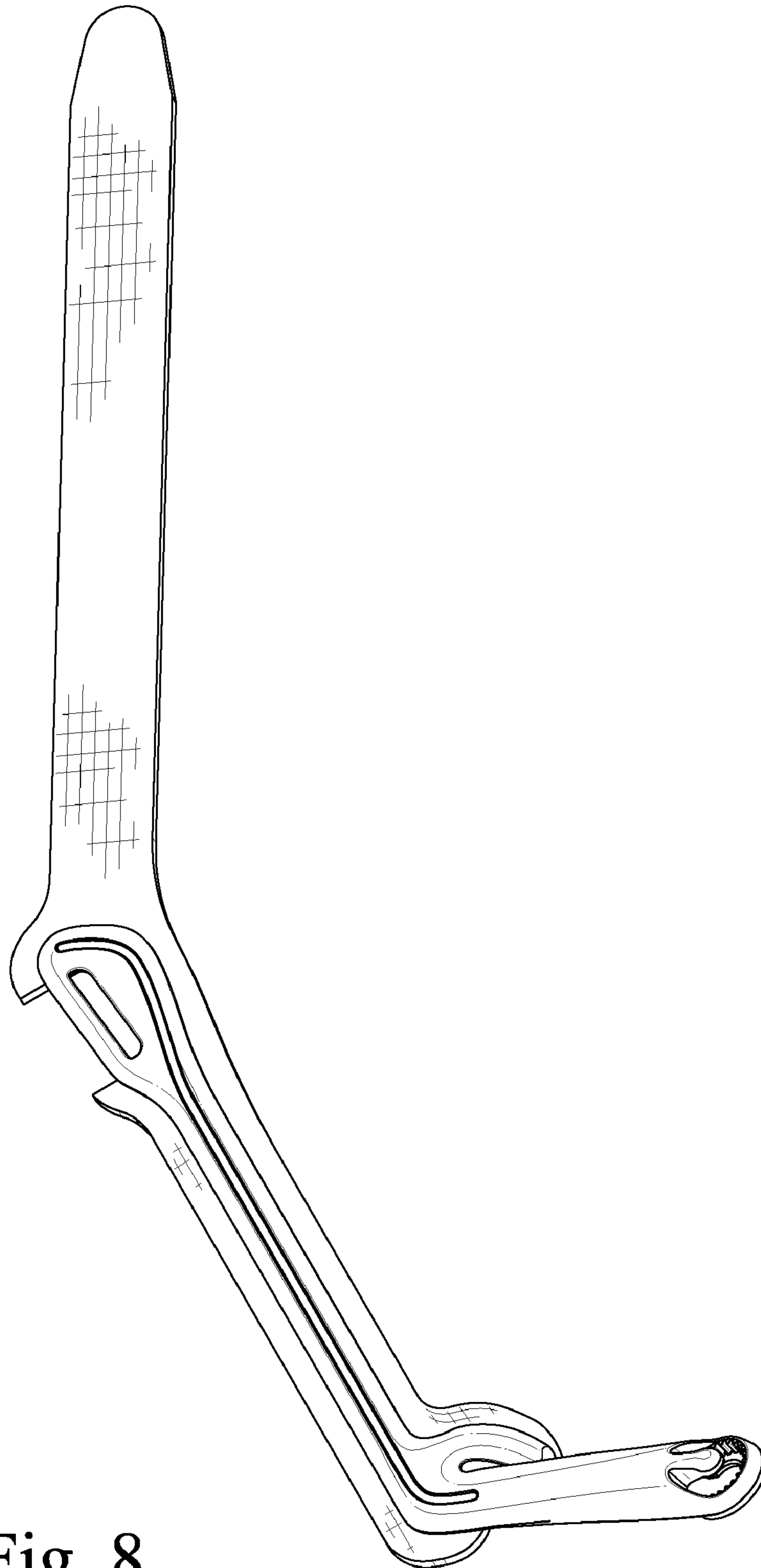


Fig. 8

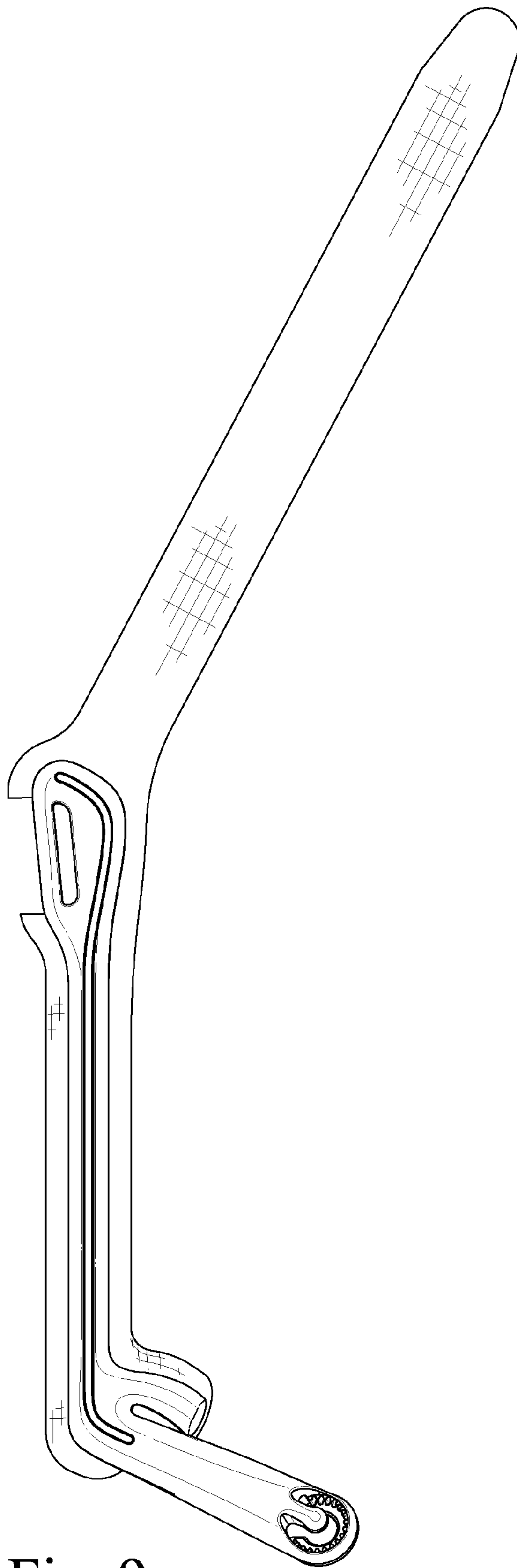


Fig. 9

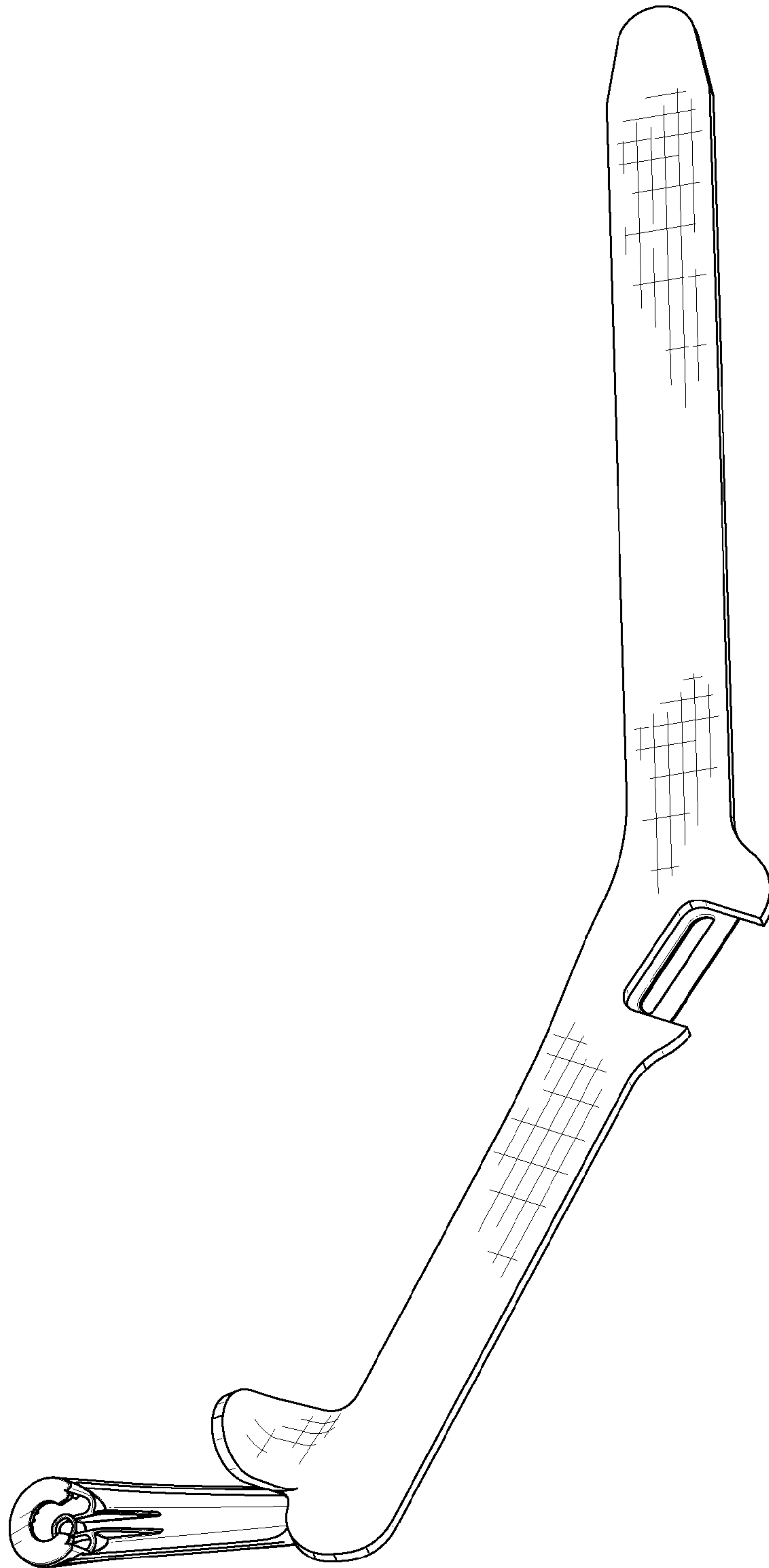


Fig. 10

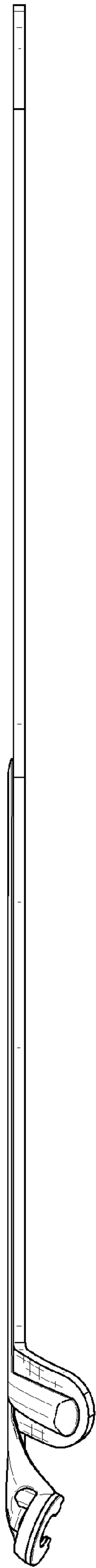


Fig. 11

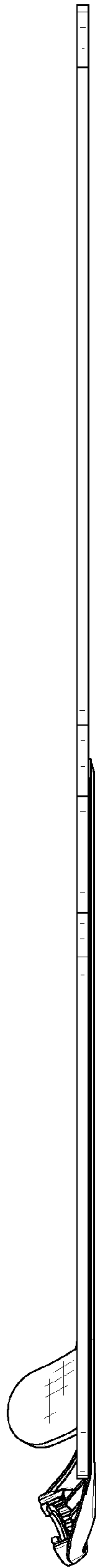


Fig. 12

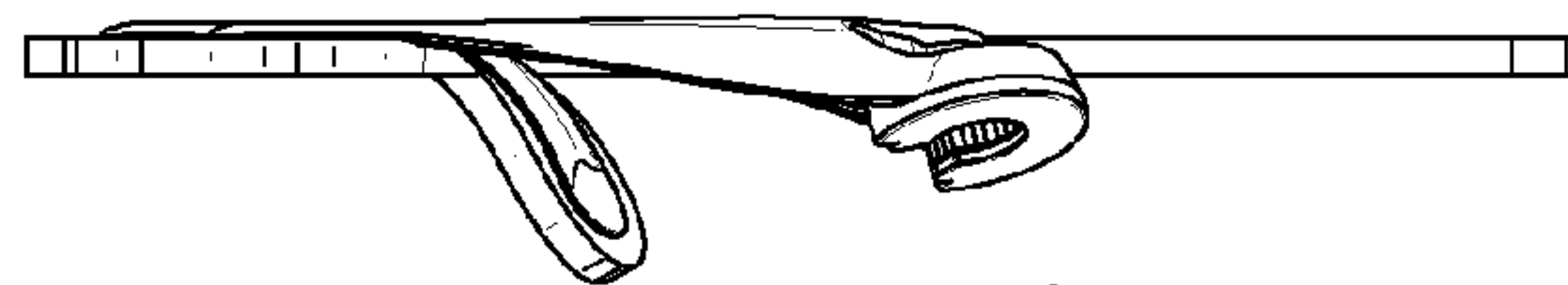


Fig. 13



Fig. 14