



US00D637275S

(12) **United States Design Patent**  
**Baraky**

(10) **Patent No.:** **US D637,275 S**

(45) **Date of Patent:** **\*\* May 3, 2011**

- (54) **SCENTED OIL WARMER**
- (75) Inventor: **David John Baraky**, Duxbury, MA (US)
- (73) Assignee: **PartyLite Worldwide, Inc.**, Plymouth, MA (US)
- (\*\*) Term: **14 Years**
- (21) Appl. No.: **29/362,006**
- (22) Filed: **May 19, 2010**
- (51) **LOC (9) Cl.** ..... **28-99**
- (52) **U.S. Cl.** ..... **D23/366**
- (58) **Field of Classification Search** ..... D23/355-369;  
D28/5, 6; 261/DIG. 17, DIG. 42, DIG. 65,  
261/DIG. 88, DIG. 89; 392/386, 390, 391,  
392/392, 394, 395, 389, 393; 239/34, 35,  
239/43-45, 53, 56, 57, 60, 326, 42, 50, 55  
See application file for complete search history.

7,132,084 B1 11/2006 Roumpos  
 7,133,605 B2 11/2006 Niemeyer  
 7,195,739 B1 3/2007 Penman et al.  
 D544,084 S \* 6/2007 Michaels et al. .... D23/366

(Continued)

*Primary Examiner* — Sandra Snapp

(74) *Attorney, Agent, or Firm* — Ohlandt, Greeley, Ruggiero & Perle, L.L.P.

(57) **CLAIM**

The ornamental design for the scented oil warmer, as shown and described.

**DESCRIPTION**


FIG. 1 is a front perspective view of a scented oil warmer according to an exemplary embodiment of the present disclosure illustrating an embodiment of surface ornamentation in phantom;  
 FIG. 2 is a front perspective view of the scented oil warmer of FIG. 1;  
 FIG. 3 is a first side view of the scented oil warmer of FIG. 1;  
 FIG. 4 is a second side view of the scented oil warmer of FIG. 1, which is offset from the first side view of FIG. 3 by one hundred and eighty degrees;  
 FIG. 5 is a third side view of the scented oil warmer of FIG. 1, which is offset from the first side view of FIG. 3 by one ninety degrees;  
 FIG. 6 is a fourth side view of the scented oil warmer of FIG. 1, which is offset from the first side view of FIG. 3 by two hundred seventy degrees;  
 FIG. 7 is a top view of the scented oil warmer of FIG. 1;  
 FIG. 8 is a bottom view of the scented oil warmer of FIG. 1; and,  
 FIG. 9 is a front perspective view of a scented oil warmer according to a second exemplary embodiment of the present disclosure illustrating an embodiment of surface ornamentation and a top opening in phantom.  
 The broken lines in the drawings illustrating environmental structure that form no part of the claimed design.

(56) **References Cited**

**U.S. PATENT DOCUMENTS**

1,535,486	A	4/1925	Lundy	
1,547,160	A	7/1925	Bailey	
1,732,707	A	10/1929	Winsboro	
1,960,098	A	5/1934	Breitenbach	
1,992,684	A	2/1935	Weinberger	
2,293,235	A	8/1942	Zahner	
2,742,342	A	4/1956	Dew et al.	
2,757,278	A	7/1956	Cloud	
2,775,006	A *	12/1956	Kranc	422/125
2,824,208	A	2/1958	Bauer	
3,890,085	A	6/1975	Andeweg	
3,959,642	A	5/1976	Turro	
D288,842	S *	3/1987	Kwiatkowski	D23/366
D392,032	S *	3/1998	Zaragoza et al.	D23/369
6,106,786	A	8/2000	Akahoshi	
D454,190	S *	3/2002	Trocola	D23/366
6,354,710	B1	3/2002	Nacouzi	
6,371,453	B1	4/2002	Hunter	
6,419,122	B1 *	7/2002	Chown	222/162
D475,445	S *	6/2003	Kumar	D23/366
D509,893	S *	9/2005	Sevy	D23/366
7,067,772	B2	6/2006	Tanner et al.	

**1 Claim, 6 Drawing Sheets**



# US D637,275 S

Page 2


---

## U.S. PATENT DOCUMENTS

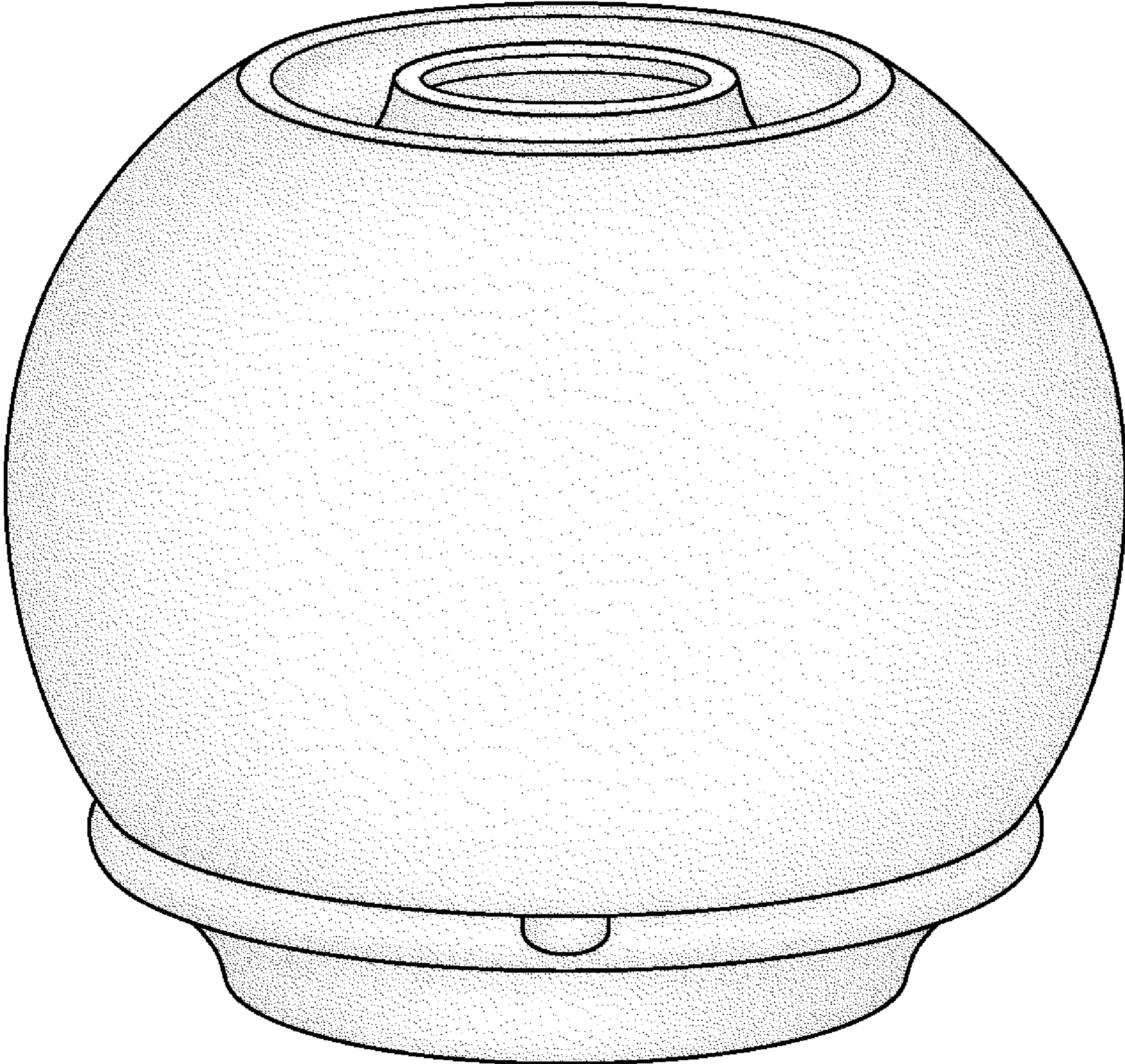
7,329,839	B2	2/2008	Palmer		2006/0018786	A1	1/2006	Tolman et al.
D597,645	S *	8/2009	Thompson	..... D23/366	2006/0163240	A1	7/2006	Xiao
D611,587	S *	3/2010	Dineen	..... D23/366	2006/0269885	A1	11/2006	Kennington
D614,277	S *	4/2010	Hsiao	..... D23/366	2007/0047931	A1	3/2007	Niemeyer
2005/0030747	A1	2/2005	Bogdal					

\* cited by examiner



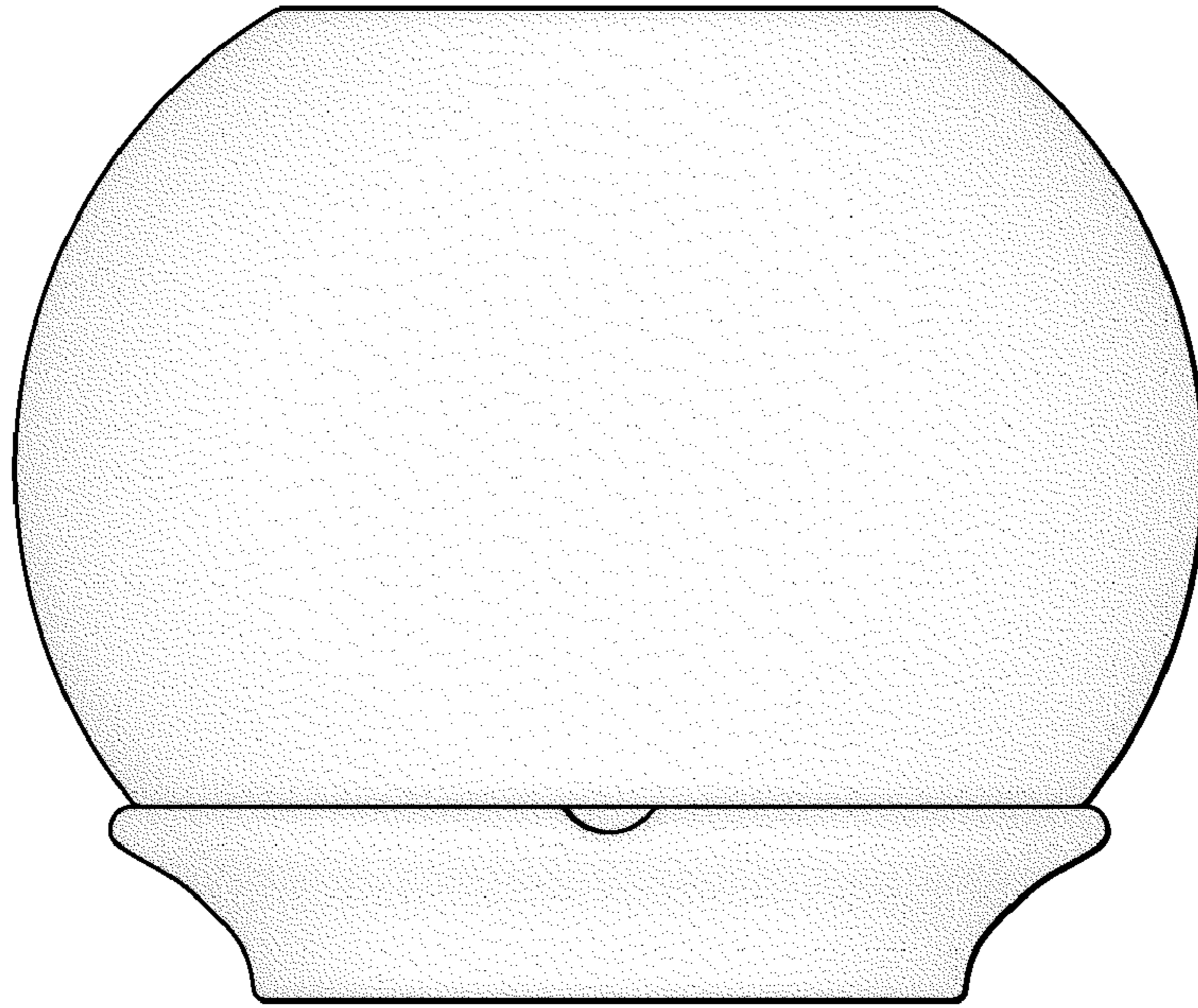


**FIG. 1**

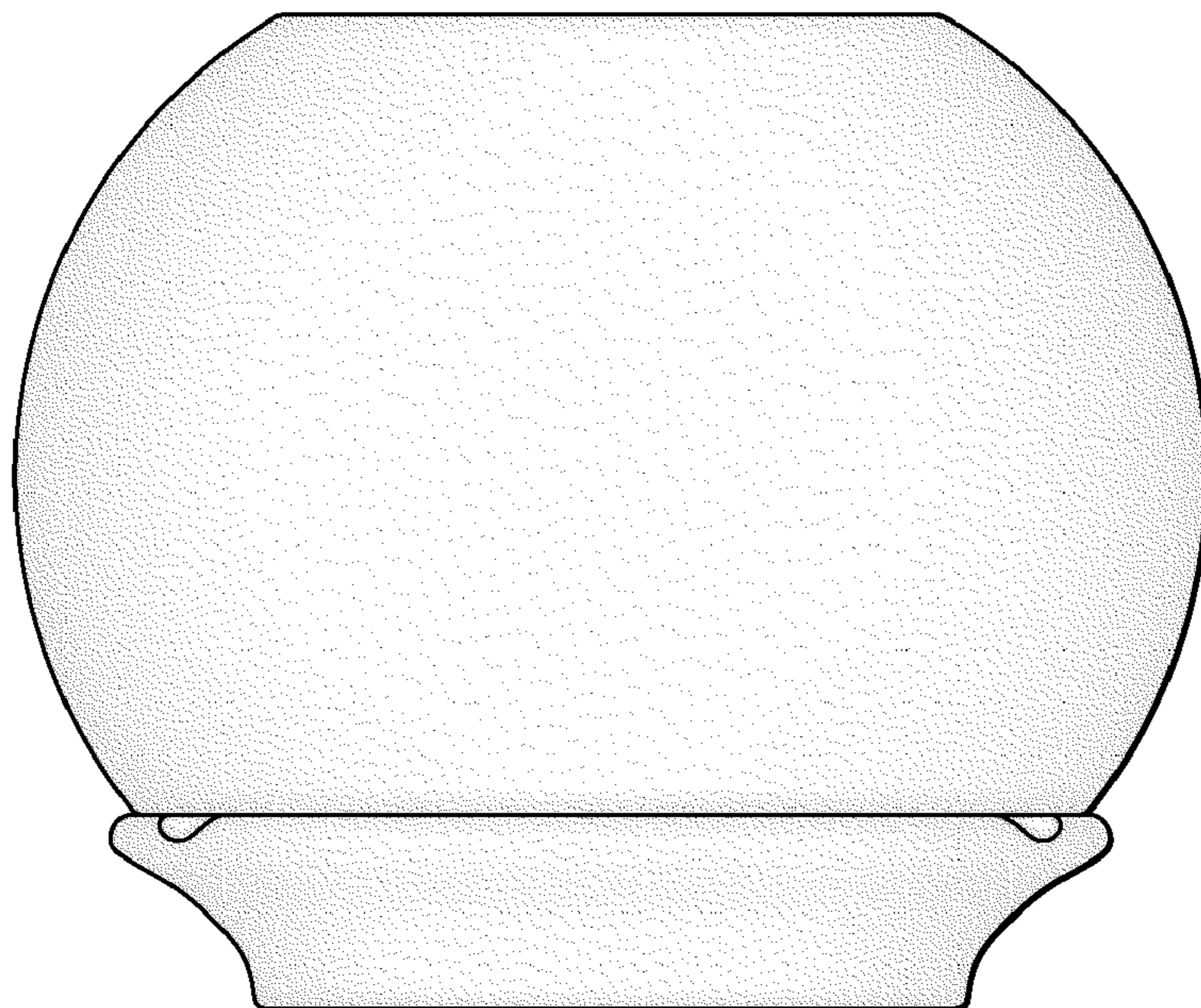


**FIG. 2**

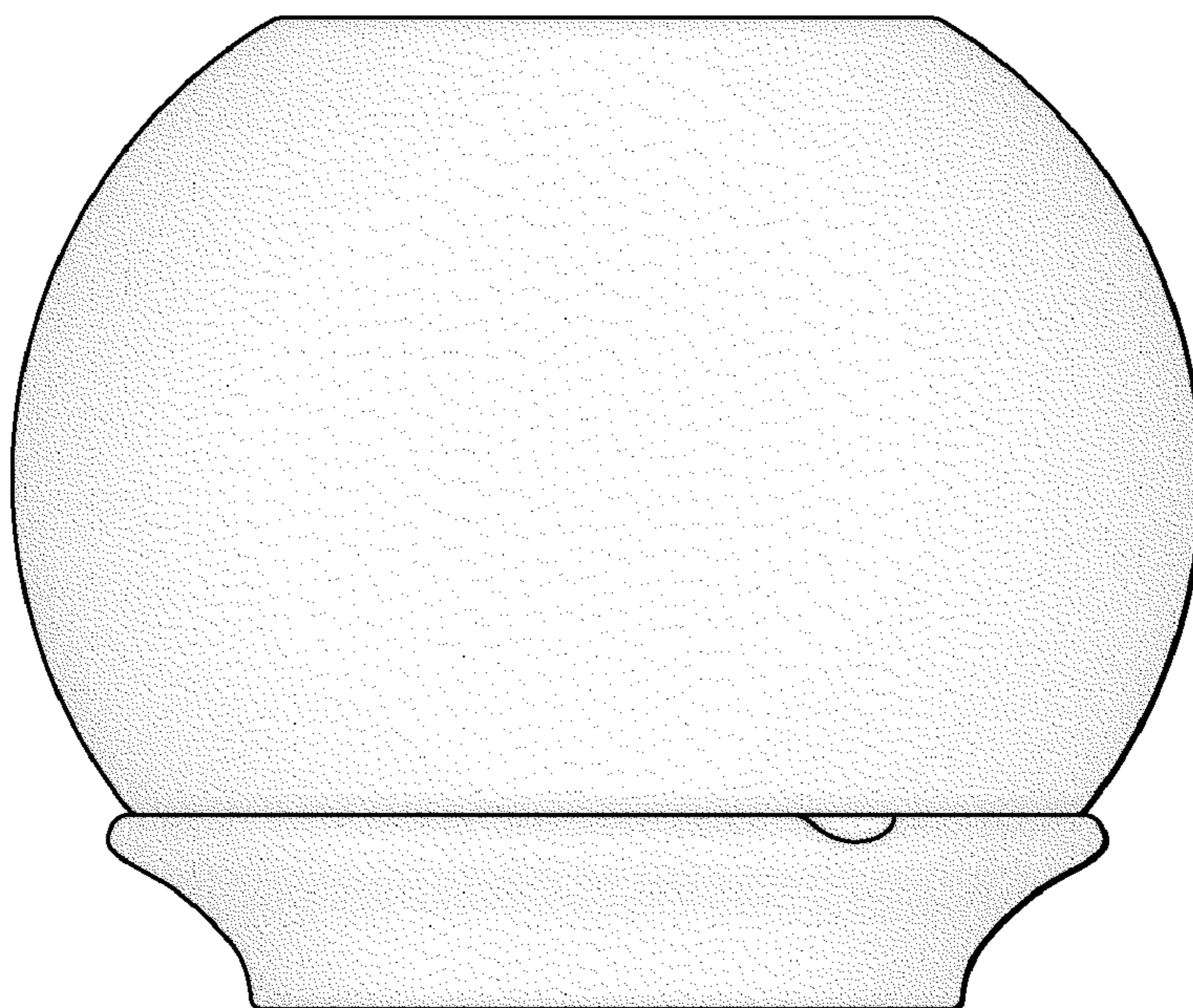




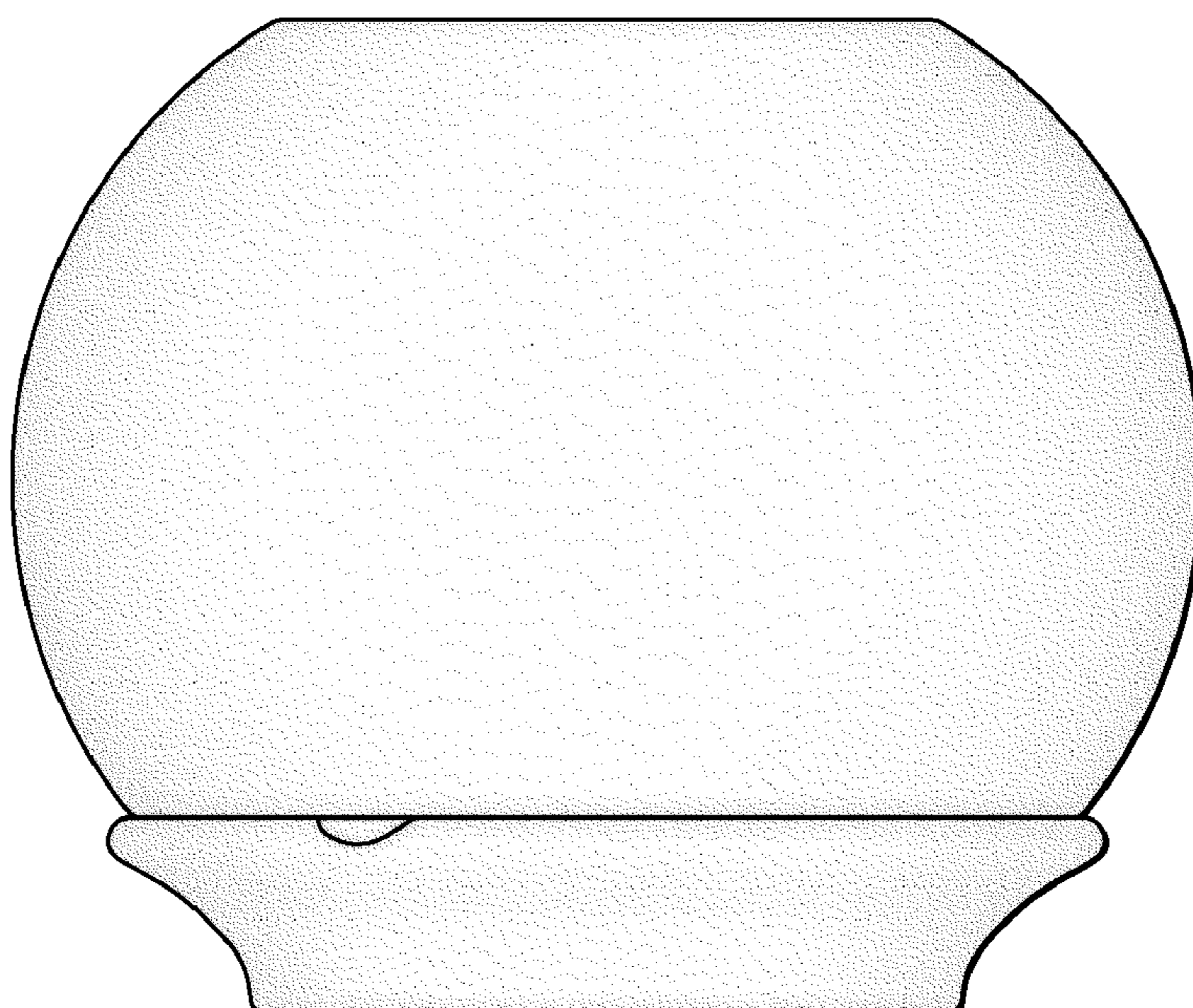
**FIG. 3**



**FIG. 4**




**FIG. 5**

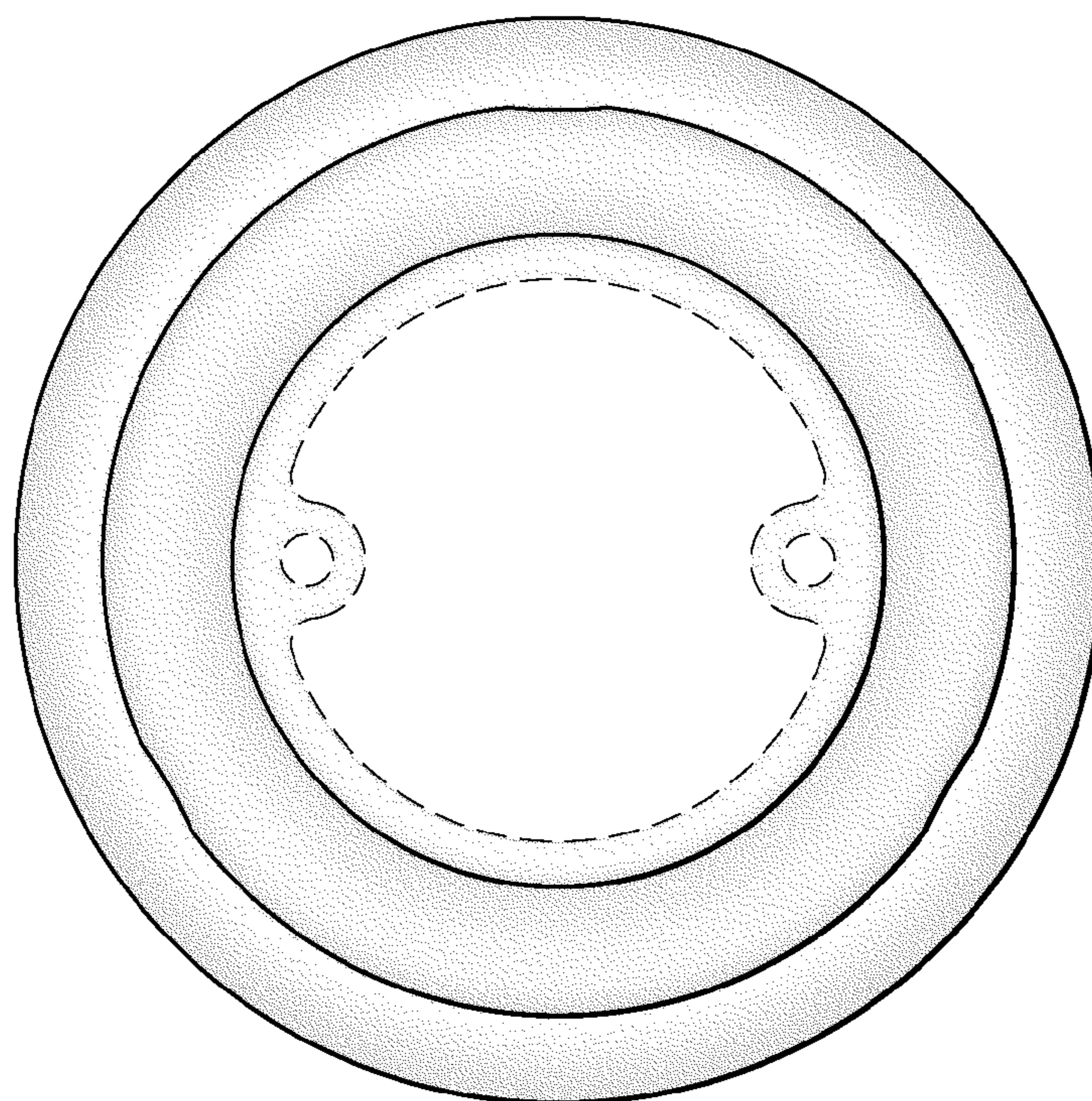


**FIG. 6**



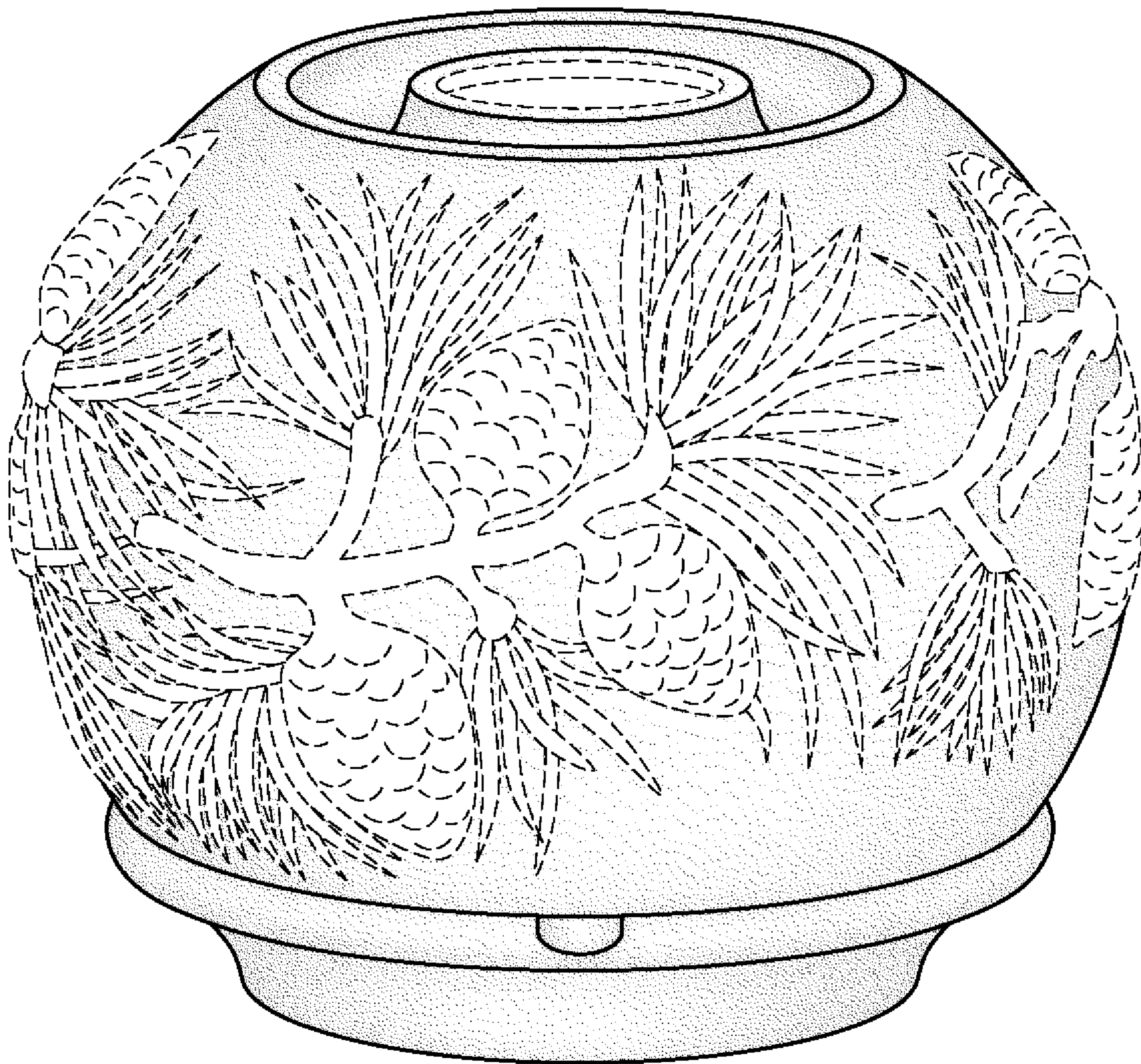


**FIG. 7**



**FIG. 8**





**FIG. 9**