



US00D637268S

(12) **United States Design Patent**
Yorns

(10) **Patent No.:** **US D637,268 S**
(45) **Date of Patent:** **** May 3, 2011**

(54) **HANDPIECE FOR A COMPRESSED AIR GUN**

(75) Inventor: **Mark W. Yorns**, Longmeadow, MA
(US)

(73) Assignee: **Guardair Corporation**, Chicopee, MA
(US)

(**) Term: **14 Years**

(21) Appl. No.: **29/366,634**

(22) Filed: **Jul. 28, 2010**

(51) **LOC (9) Cl.** **23-01**

(52) **U.S. Cl.** **D23/213; D23/226**

(58) **Field of Classification Search** **D23/213,**
D23/223, 226; 239/290-292, 525-526
See application file for complete search history.

(56) **References Cited**

U.S. PATENT DOCUMENTS

2,052,622 A	9/1936	Hale
2,320,964 A	6/1943	Yates
2,604,361 A	7/1952	Yates
2,645,528 A	7/1953	Thorsen
2,783,092 A	2/1957	Gavin et al.
D179,859 S	3/1957	Mortimore
D181,979 S	1/1958	Hungate
D183,070 S	6/1958	Stillson
3,125,883 A	3/1964	Wollner
D202,216 S	9/1965	Liljemark
3,363,839 A	1/1968	Bowman
3,580,511 A	5/1971	Hammelman et al.
D228,235 S	8/1973	Otto
3,774,847 A	11/1973	Malec
3,780,949 A	12/1973	Gavin
3,827,188 A	8/1974	Fuma et al.
3,967,341 A	7/1976	Gavin
3,980,238 A	9/1976	Adiletta
4,091,999 A	5/1978	Voos
D250,115 S	10/1978	Kawamura
D254,833 S	4/1980	Cooper
D280,338 S	8/1985	Skarsten

4,919,334 A	4/1990	Hartmann et al.
5,031,839 A	7/1991	Waldrum
5,176,327 A	1/1993	Petersen et al.
5,236,129 A	8/1993	Grime et al.
D341,872 S *	11/1993	Anderson D23/225
5,322,221 A	6/1994	Anderson
5,325,995 A	7/1994	Harrison et al.
5,464,155 A	11/1995	Schutter
5,603,364 A	2/1997	Kerssies
5,634,840 A	6/1997	Watkins
5,735,459 A	4/1998	Kropf
5,782,414 A	7/1998	Nathenson
5,860,232 A	1/1999	Nathenson et al.

(Continued)

OTHER PUBLICATIONS

Brochure for Guardair Corp. Force 5 Air gun, which was first offered for sale as early as Apr. 1, 2005.

(Continued)

Primary Examiner — Robin V Webster

(74) *Attorney, Agent, or Firm* — Scott E. Kamholz; Foley Hoag LLP

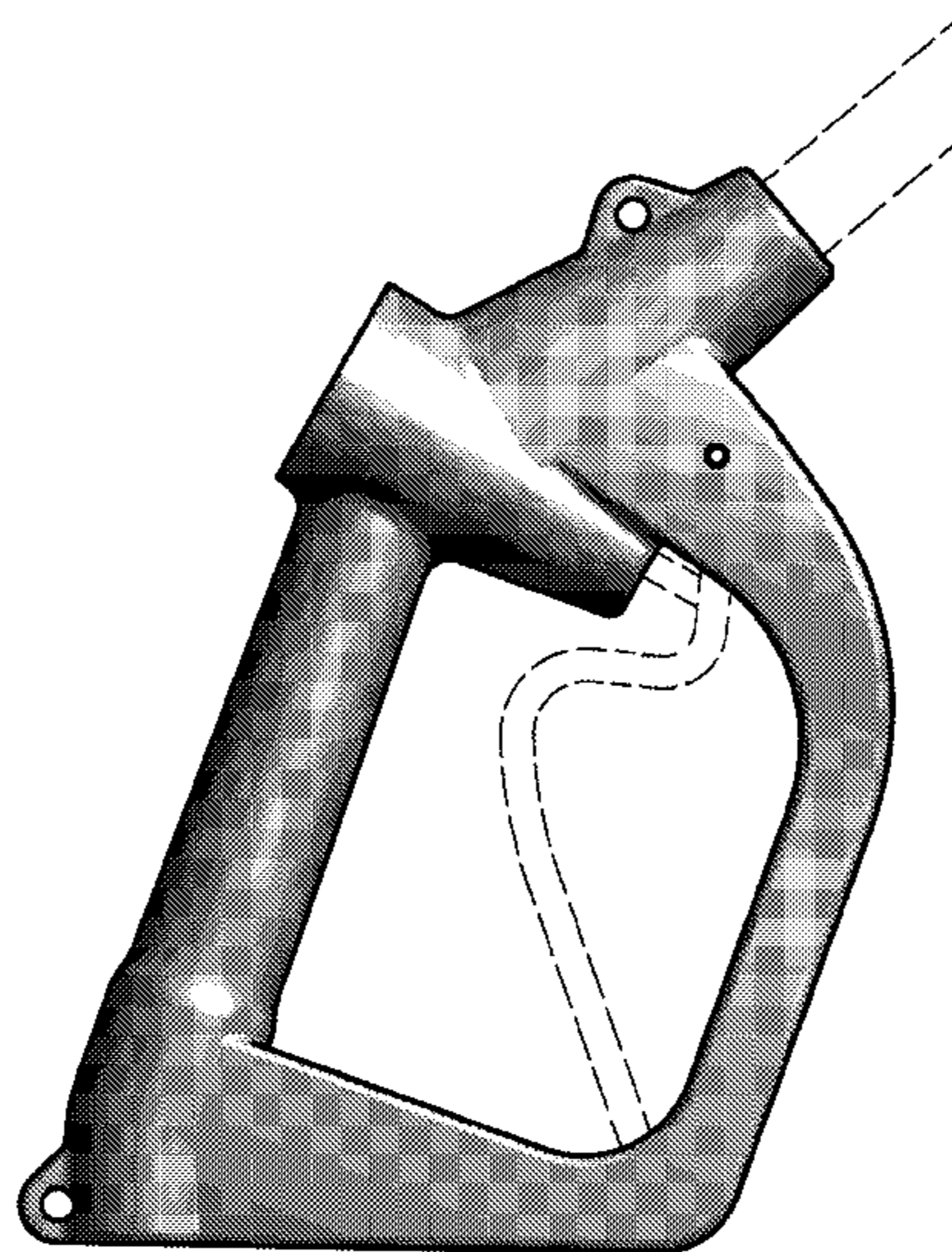
(57) **CLAIM**

The ornamental design for a handpiece for a compressed air gun, as shown and described.

DESCRIPTION

FIG. 1 is a perspective view showing the design for a handpiece for a compressed air gun;
FIG. 2 is a top plan view showing the design;
FIG. 3 is a bottom plan view showing the design;
FIG. 4 is a side elevation view showing the design, the other side being a minor image thereof;
FIG. 5 is a front elevation view showing the design; and,
FIG. 6 is a rear elevation view showing the design.
Broken lines shown in the drawings are for illustrative purposes only and do not form part of the claimed design.

1 Claim, 2 Drawing Sheets



US D637,268 S

Page 2

U.S. PATENT DOCUMENTS

D408,830 S 4/1999 Nathenson et al.
5,934,568 A 8/1999 Brown
5,966,847 A 10/1999 Nathenson et al.
D435,207 S 12/2000 Nathenson et al.
6,158,152 A 12/2000 Nathenson et al.
6,431,470 B2 8/2002 Berg
6,467,705 B2 10/2002 Robidoux
6,618,966 B2 9/2003 Russo et al.
6,663,023 B1 12/2003 Jou
D489,792 S 5/2004 Chen
D497,661 S 10/2004 Chen et al.
D505,712 S 5/2005 Huang et al.
D507,036 S 7/2005 Khaitov
D507,630 S 7/2005 Huang et al.
6,915,967 B1 7/2005 Chen
D511,808 S 11/2005 Chen
D512,122 S 11/2005 Yorns et al.
6,976,640 B2 12/2005 Chen
7,104,262 B2 9/2006 Yorns et al.
7,216,816 B2 5/2007 Hammarth et al.
D547,422 S * 7/2007 Carpanese D23/226
D551,738 S * 9/2007 Tanner D23/226

D556,008 S * 11/2007 Kerr D8/107
D561,874 S 2/2008 Downey et al.
D564,069 S 3/2008 Yorns et al.
D565,153 S 3/2008 Downey et al.
7,389,949 B2 6/2008 Marchand et al.
D572,097 S 7/2008 Yung-Kuan
D574,465 S 8/2008 Rigolio
D574,927 S * 8/2008 Larsen D23/226
D582,511 S 12/2008 Downey et al.
D592,277 S 5/2009 Yorns
D601,223 S 9/2009 Tremblay et al.
7,591,435 B1 9/2009 Downey et al.
D605,820 S 12/2009 LaValle et al.
7,717,306 B2 * 5/2010 White, Sr. 222/474
2005/0098691 A1 5/2005 Yorns et al.
2005/0218285 A1 10/2005 Yorns et al.
2008/0054104 A1 3/2008 Tremblay et al.

OTHER PUBLICATIONS

Photographs of a device that was observed in public use on Aug. 14, 2006 in Concord, Massachusetts.

* cited by examiner

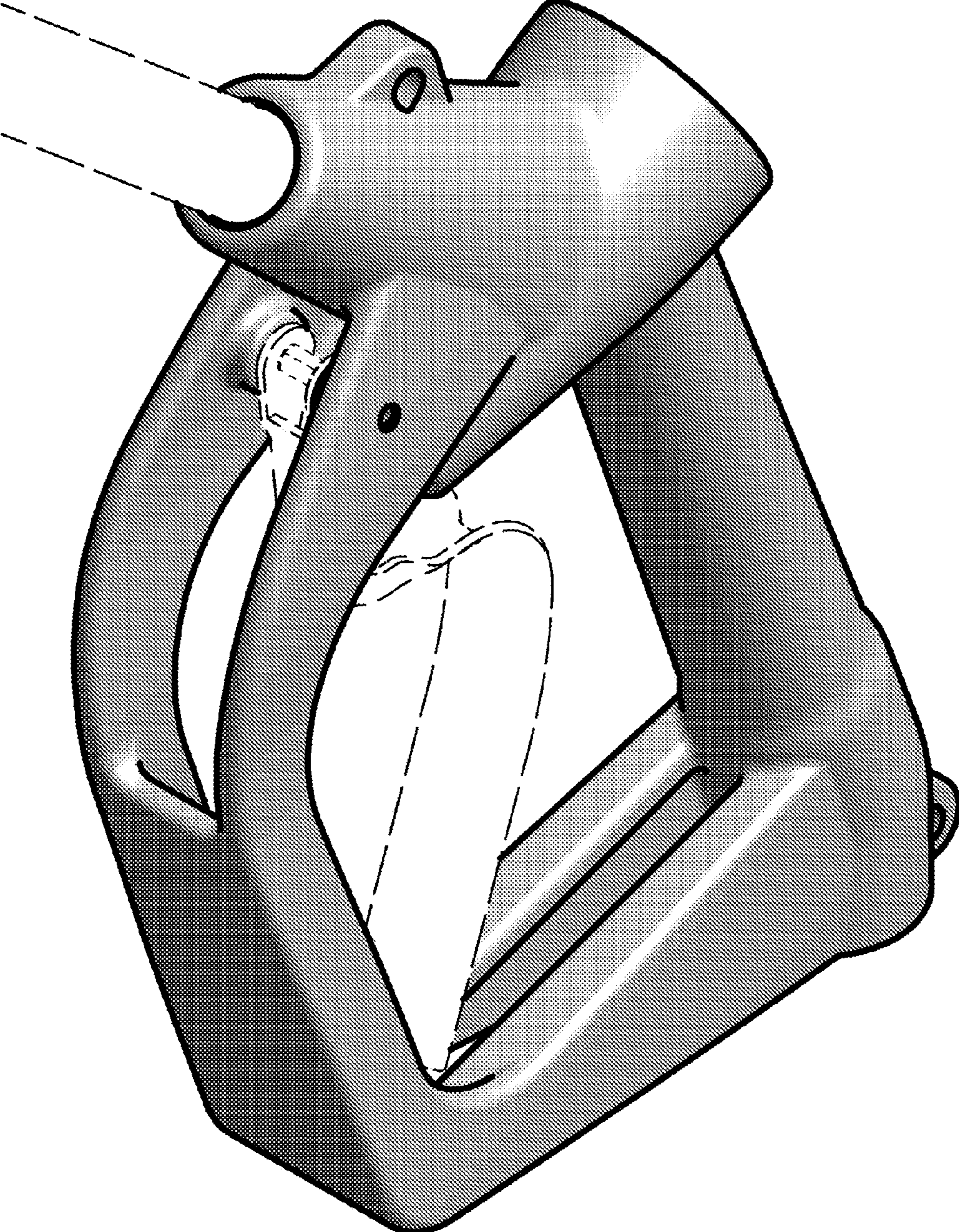


FIG. 1

FIG. 2

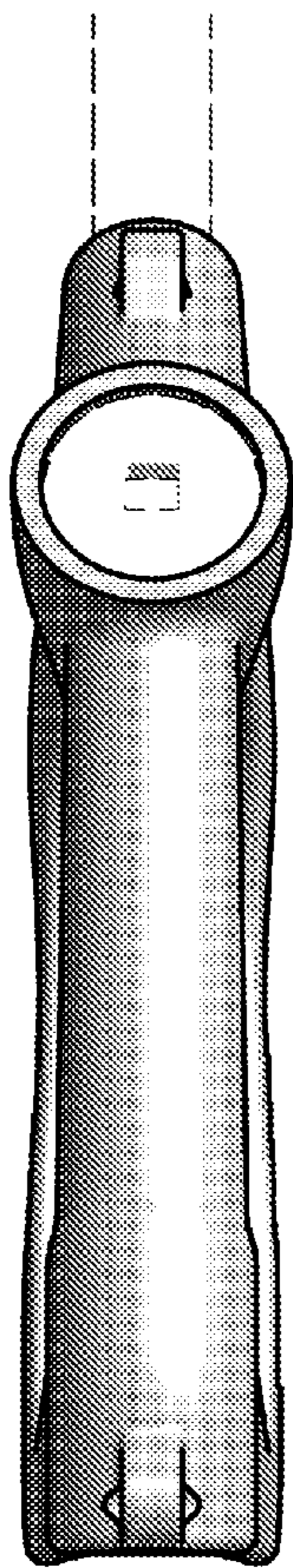
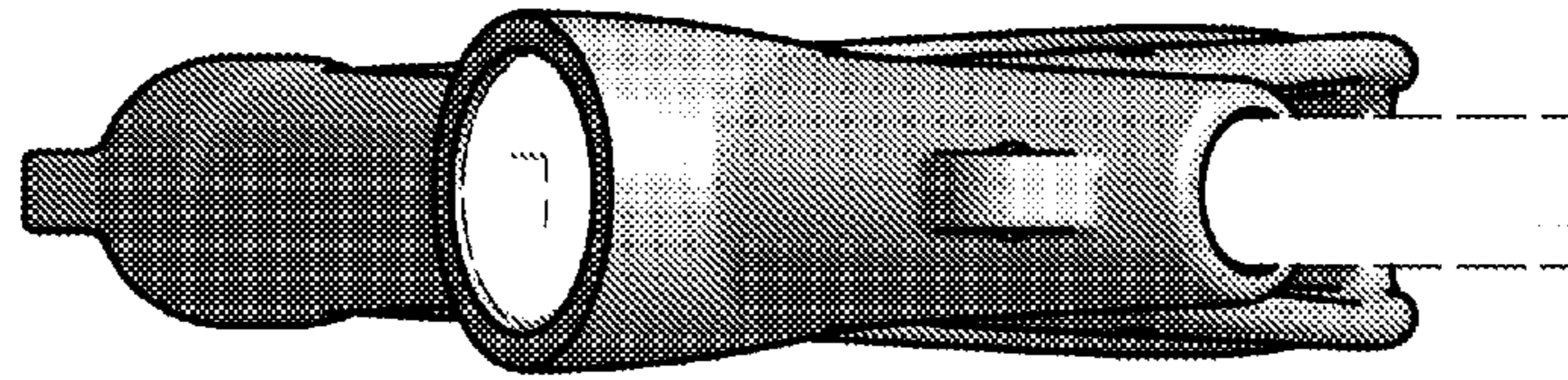


FIG. 6

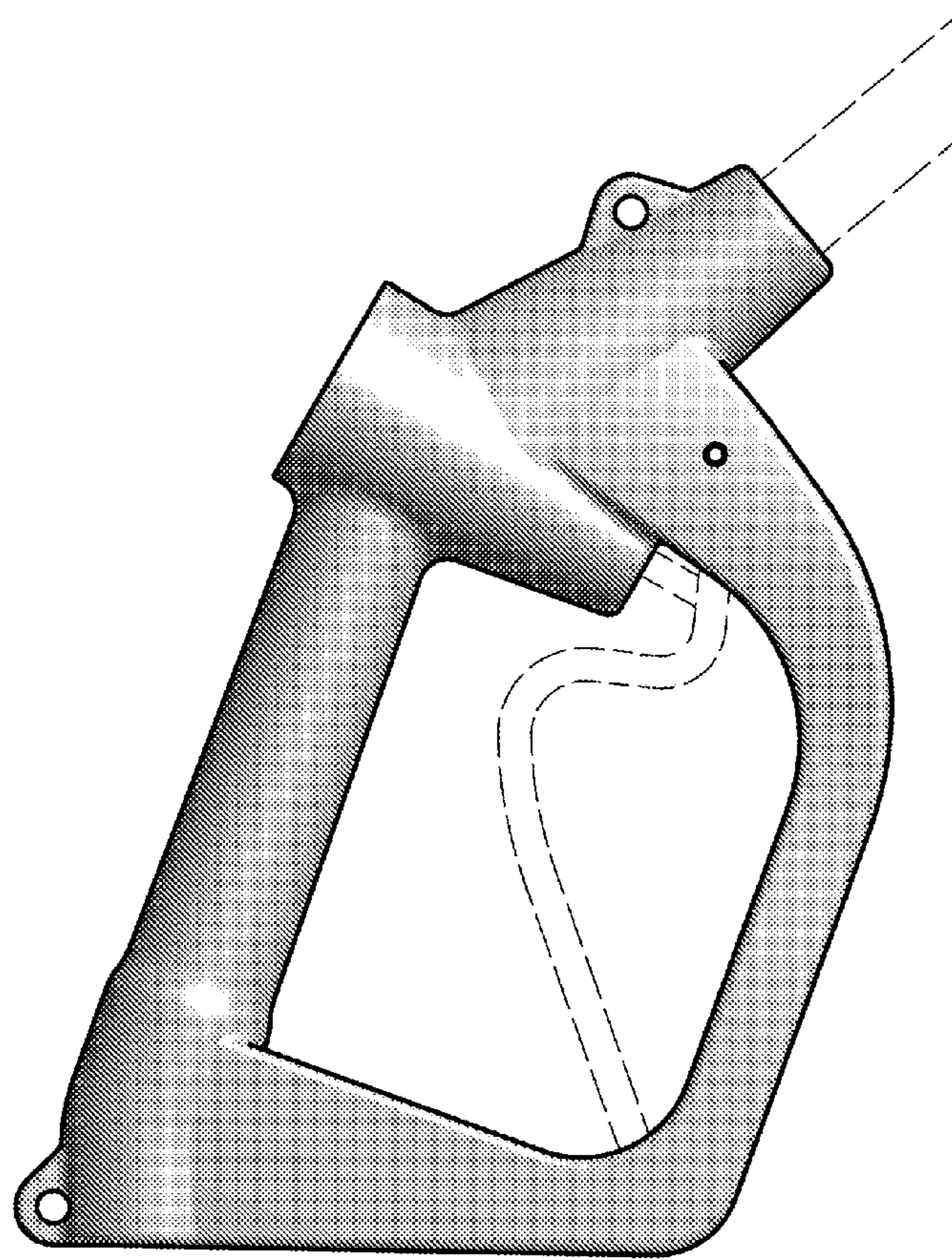


FIG. 4

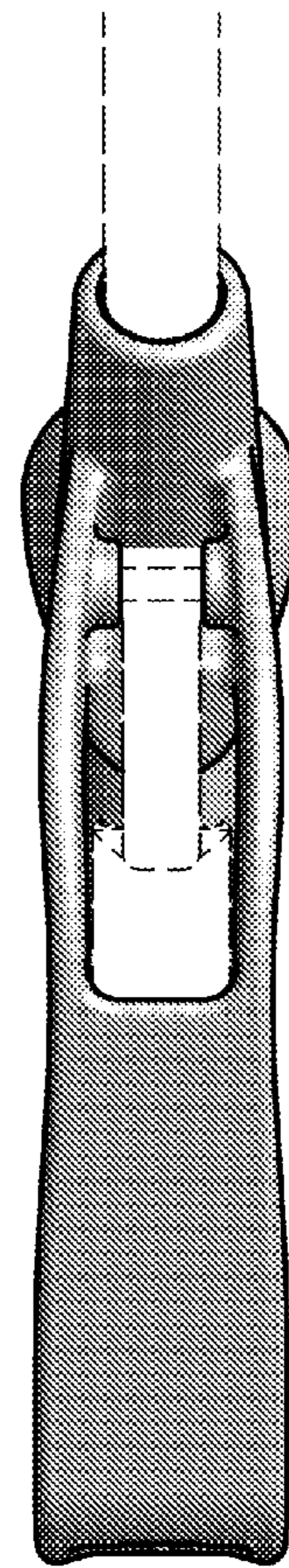


FIG. 5

FIG. 3

