



US00D637239S

(12) **United States Design Patent**
Walterscheid

(10) **Patent No.:** **US D637,239 S**

(45) **Date of Patent:** **** May 3, 2011**

(54) **BRAIDED SPRING POP-UP TOY WITH FOOTBALL HEAD**

(76) Inventor: **Steve Walterscheid**, Bend, OR (US)

(**) Term: **14 Years**

(21) Appl. No.: **29/360,735**

(22) Filed: **Apr. 30, 2010**

(51) **LOC (9) Cl.** **21-01**

(52) **U.S. Cl.** **D21/398; D21/712; D21/483; D21/589**

(58) **Field of Classification Search** D21/385-389, D21/680-682, 707, 711, 712, 811, 398-407, D21/411, 483, 585, 589, 623, 627; D6/316, D6/329, 412, 450, 497, 512, 546, 550, 552, D6/563; D7/901; D8/305, 351, 365, 373, D8/376, 378, 402; D9/668; D10/109, 113, D10/114, 119, 120; D11/157; D25/40, 130, D25/133, 135; D26/32, 47, 57, 73, 94, 125, D26/156; D99/21; 446/236, 241, 266, 308-312, 446/317, 320, 322, 323, 325, 327, 365, 486, 446/487, 491; 473/569-614

See application file for complete search history.

(56) **References Cited**

U.S. PATENT DOCUMENTS

1,299,430 A * 4/1919 Da Costa 446/419
4,454,204 A * 6/1984 Posey 428/542.4
D278,642 S * 4/1985 Martinez D21/406

6,669,587 B2 * 12/2003 Kessler 473/613
6,682,448 B2 * 1/2004 Jamison 473/579
6,726,572 B1 * 4/2004 Versen 472/54
6,817,922 B1 * 11/2004 Davies 446/418
7,001,292 B1 * 2/2006 Rappaport 473/570
7,806,746 B2 * 10/2010 Walterscheid 446/308
D627,233 S * 11/2010 Blakeman D9/668
2002/0164921 A1 * 11/2002 Wilkinson et al. 446/308
2007/0135247 A1 * 6/2007 Huber 473/614
2008/0020873 A1 * 1/2008 Miller et al. 473/575
2010/0255939 A1 * 10/2010 York 473/451

FOREIGN PATENT DOCUMENTS

FR 2761610 A1 * 10/1998

* cited by examiner

Primary Examiner — Catherine Tuttle

(74) *Attorney, Agent, or Firm* — LaMorte & Associates

(57) **CLAIM**

The ornamental design for a braided spring pop-up toy with football head, as shown and described.

DESCRIPTION

FIG. 1 is a top perspective view of a braided spring pop-up toy with football head;

FIG. 2 is a bottom perspective view thereof;

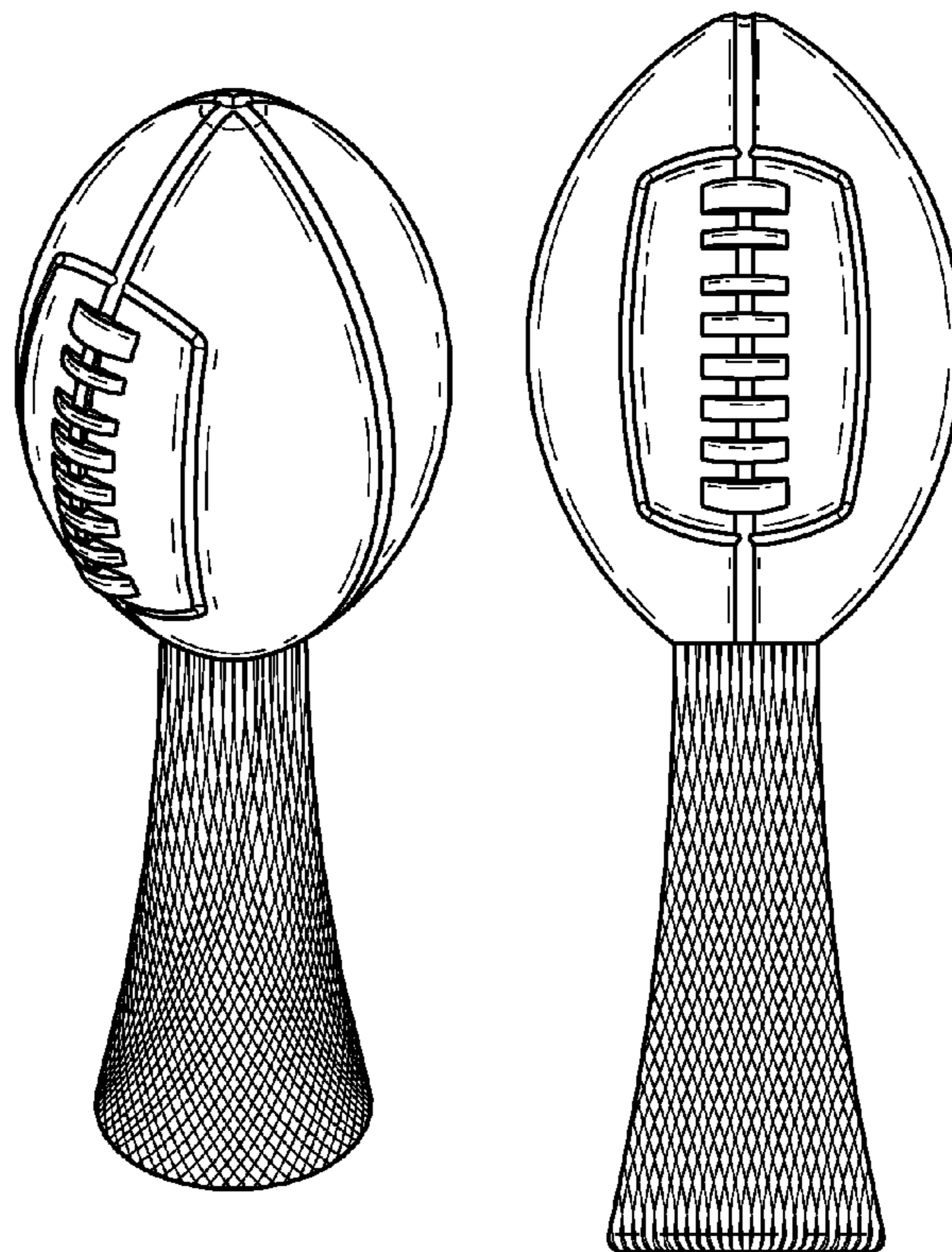
FIG. 3 is a front view thereof;

FIG. 4 is a rear view thereof;

FIG. 5 is a top view thereof; and,

FIG. 6 is a bottom view thereof.

1 Claim, 3 Drawing Sheets






FIG. 1

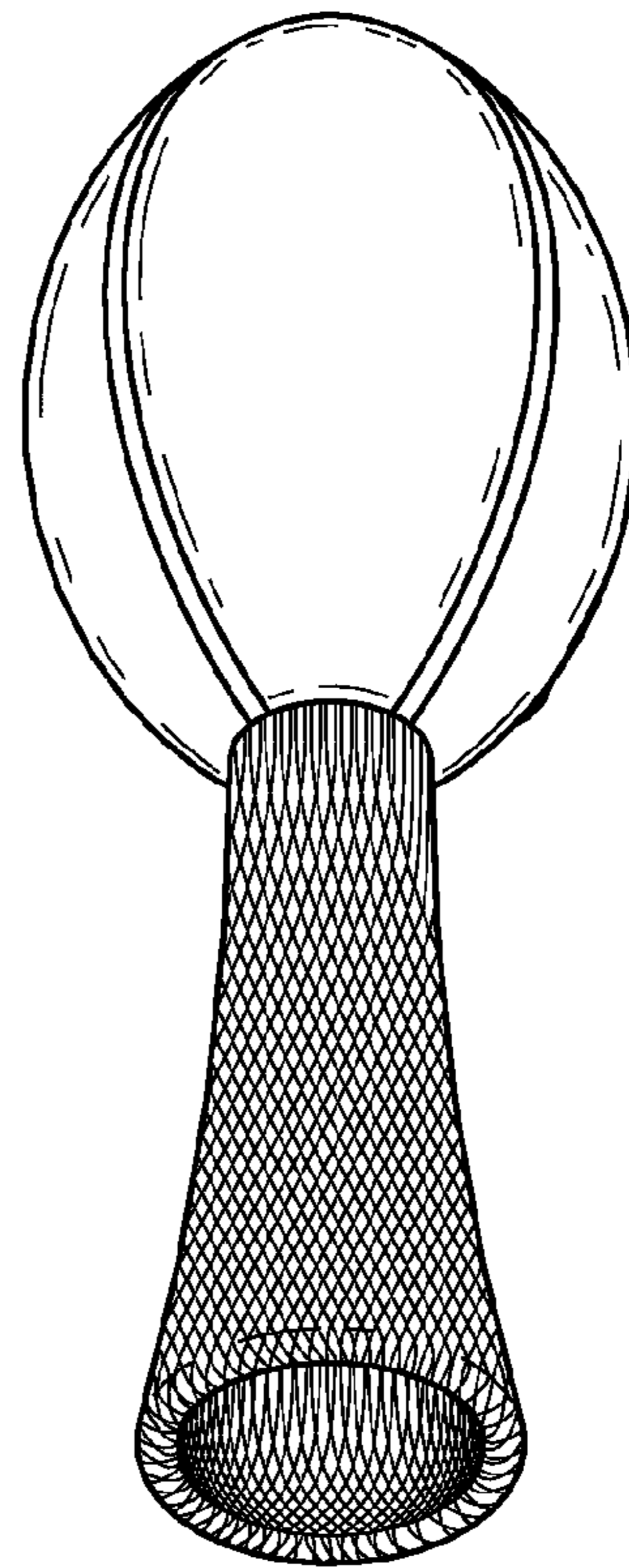


FIG. 2

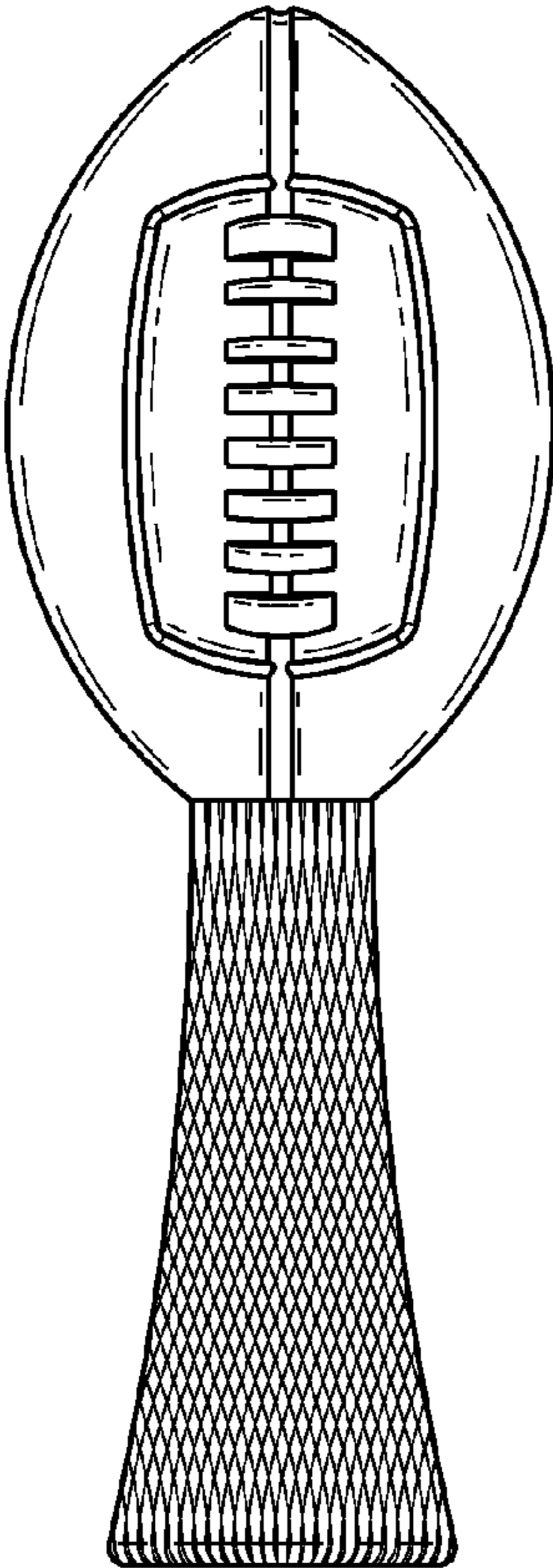


FIG. 3

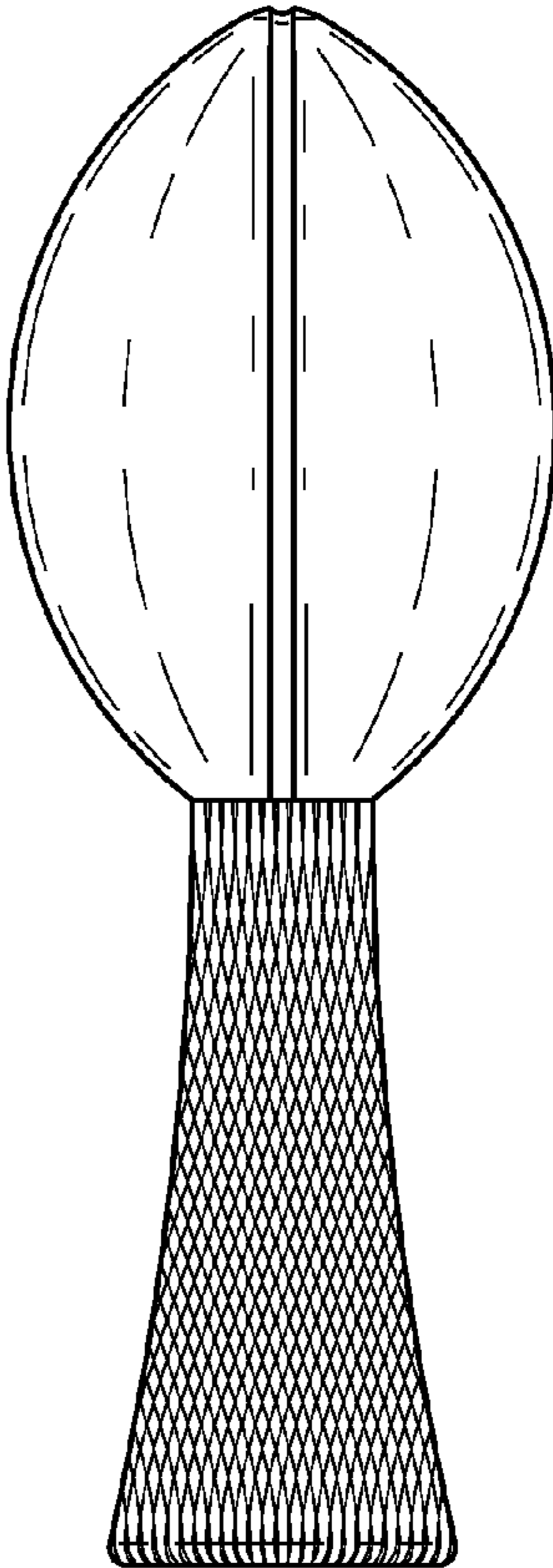


FIG. 4

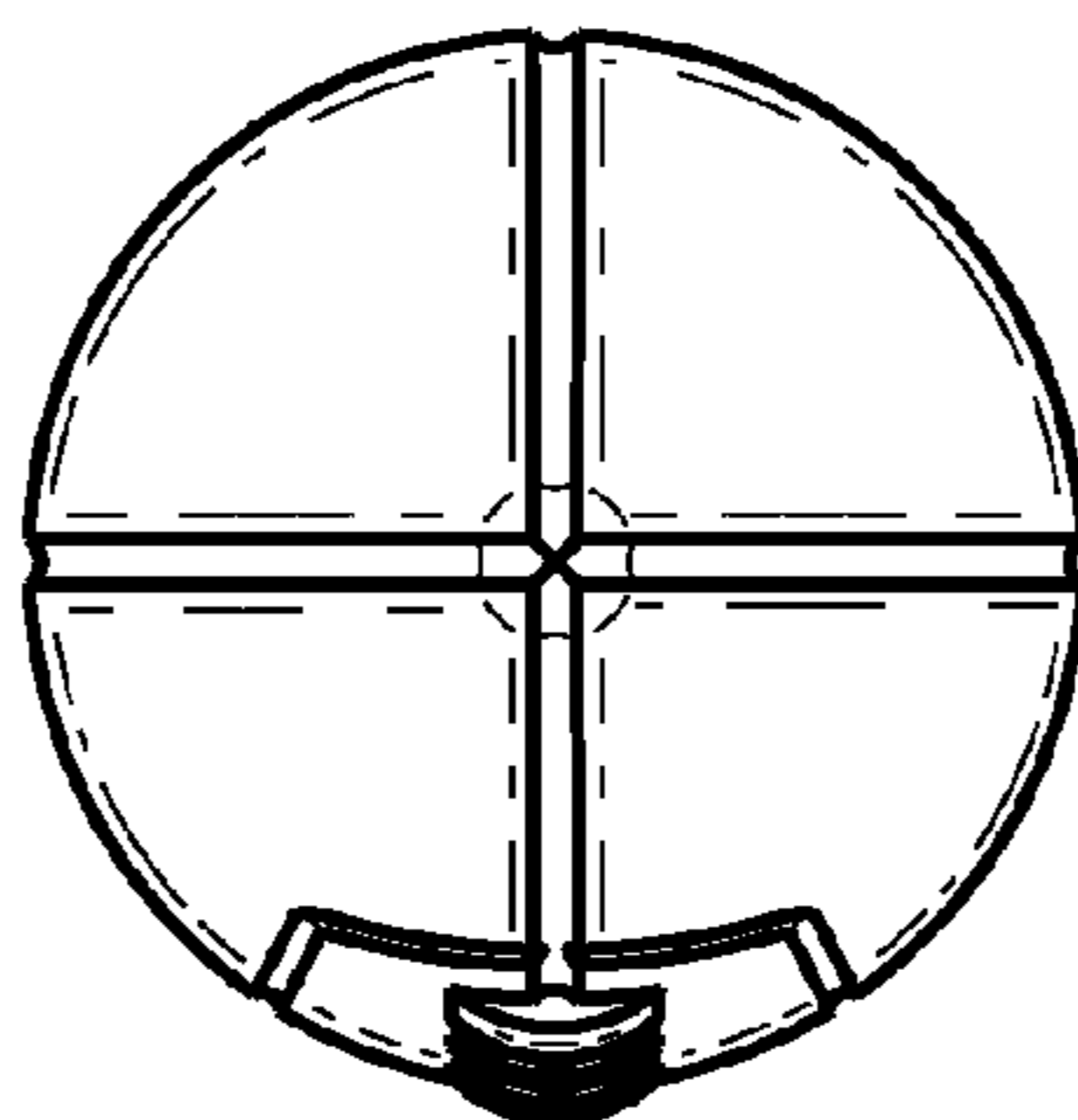


FIG. 5

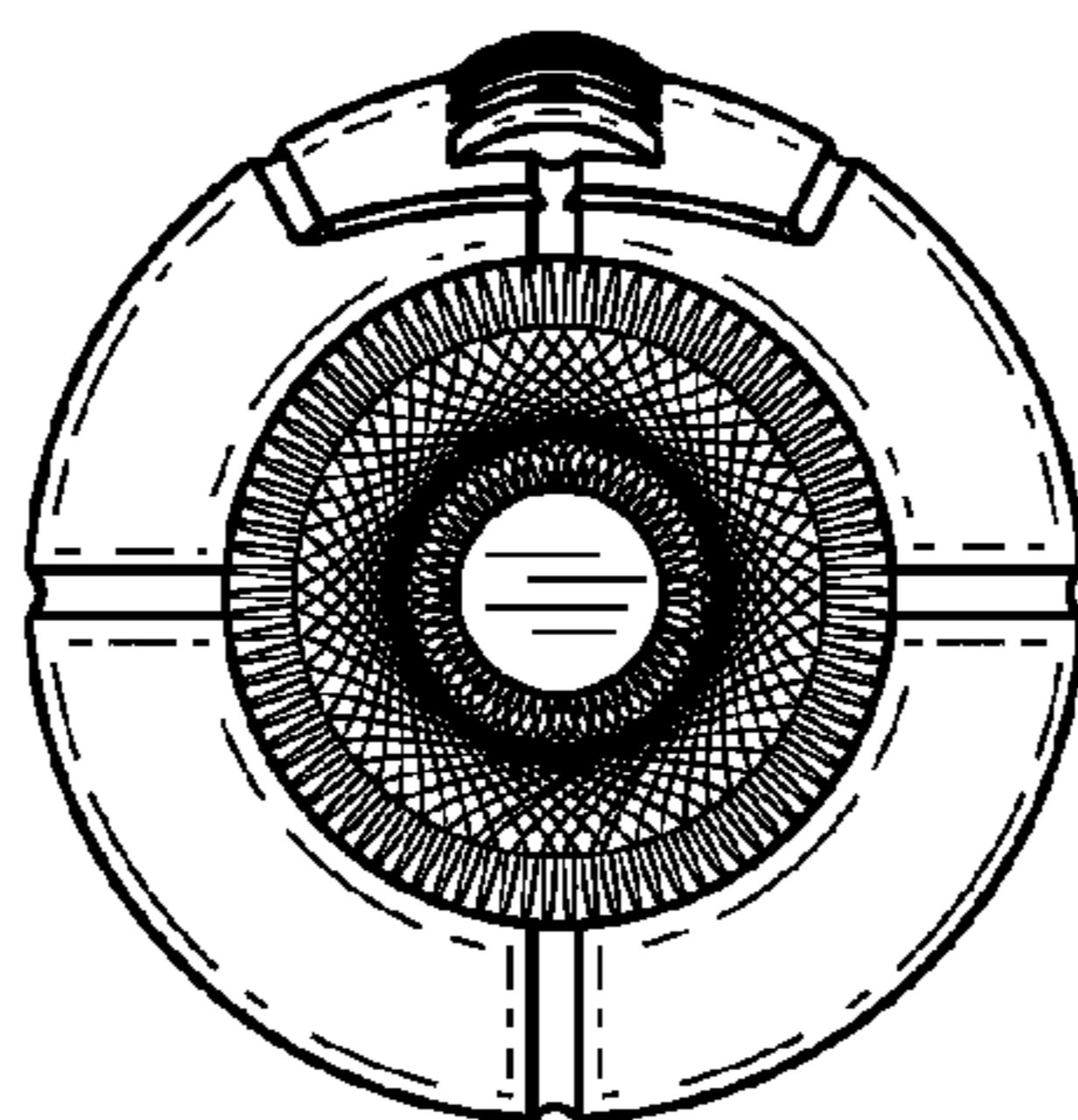


FIG. 6