



US00D637190S

(12) **United States Design Patent**
McGuire, II et al.

(10) **Patent No.:** **US D637,190 S**

(45) **Date of Patent:** **** May 3, 2011**

(54) **GUITAR CONTROLLER**

(75) Inventors: **John A. McGuire, II**, Newtonville, MA (US); **Mark Izen**, Chestnut Hill, MA (US); **Craig Small**, Framingham, MA (US); **Gabriel Viani**, Salem, MA (US)

(73) Assignee: **745 LLC**, Boston, MA (US)

(**) Term: **14 Years**

(21) Appl. No.: **29/357,134**

(22) Filed: **Mar. 8, 2010**

(51) **LOC (9) Cl.** **14-03**

(52) **U.S. Cl.** **D14/400; D21/324; D17/14**

(58) **Field of Classification Search** D14/217, D14/218, 356, 388, 399-401, 412-416, 432, D14/434, 454-457, 496; D17/14, 18-21, D17/24, 99; D21/324, 332, 333, 405, 409, D21/411, 468, 586; 84/7, 11, 173, 267-269, 84/290, 293, 718; 345/156-161, 905; 463/1, 463/30, 36-38, 46, 47

See application file for complete search history.

(56) **References Cited**

U.S. PATENT DOCUMENTS

D323,669	S	*	2/1992	Pagelli	D17/14
5,539,144	A	*	7/1996	Sherman	84/313
5,696,335	A	*	12/1997	Rose	84/298
D510,382	S	*	10/2005	Norsworthy	D17/14
D561,238	S	*	2/2008	Butler et al.	D17/20

D565,093	S	*	3/2008	Chan	D17/14
D567,280	S	*	4/2008	Garnier	D17/14
D589,512	S	*	3/2009	Gray	D14/400
D606,581	S	*	12/2009	Ierymenko et al.	D17/14
D623,181	S	*	9/2010	Mattie	D14/400
D623,219	S	*	9/2010	Mosconi et al.	D17/14
D625,353	S	*	10/2010	Licea	D17/14
D625,753	S	*	10/2010	Hoffman	D17/14
2007/0234885	A1	*	10/2007	Schmidt et al.	84/722
2010/0279772	A1	*	11/2010	Chiu et al.	463/37

* cited by examiner

Primary Examiner — Stella M Reid

Assistant Examiner — Keli L Hill

(74) *Attorney, Agent, or Firm* — Alex Behrakis

(57) **CLAIM**

The ornamental design for a guitar controller, as shown and described.

DESCRIPTION

FIG. 1 is a perspective view of a guitar controller illustrating our new design;

FIG. 2 is a front view thereof;

FIG. 3 is a back view thereof;

FIG. 4 is a side view thereof;

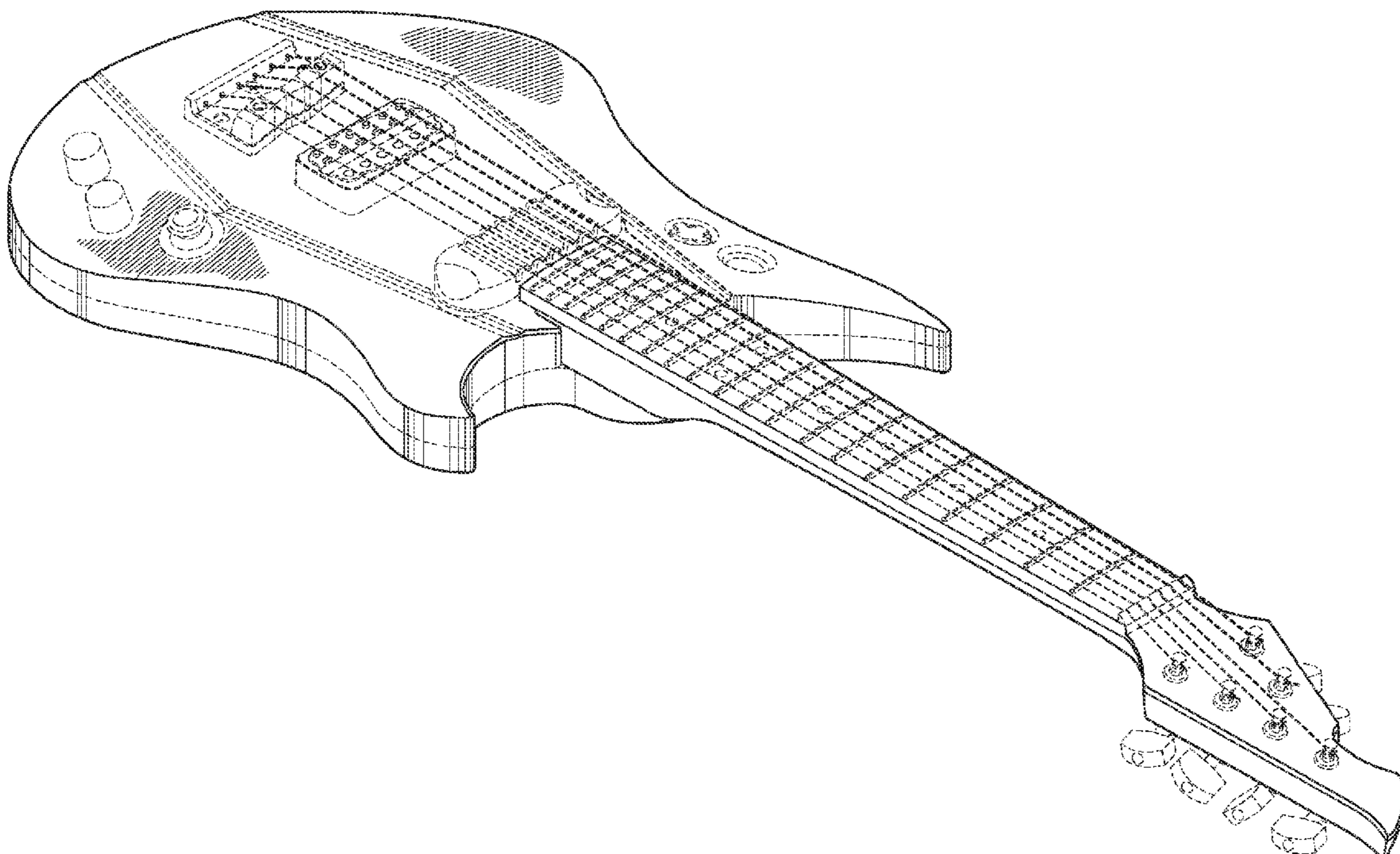
FIG. 5 is another side view thereof;

FIG. 6 is a top view thereof; and,

FIG. 7 is a bottom view thereof.

The broken lines shown are included for the purpose of illustrating the unclaimed portions of the article and form no part of the claim.

1 Claim, 7 Drawing Sheets






Fig. 1




Fig. 2

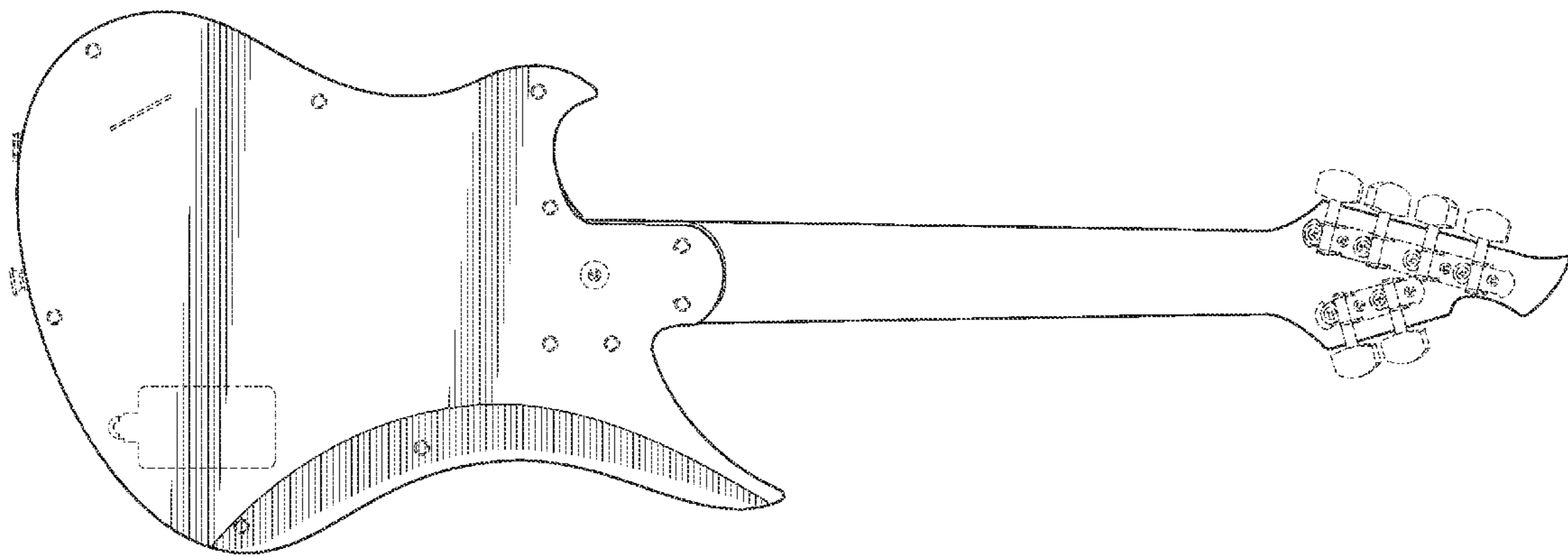


Fig. 3

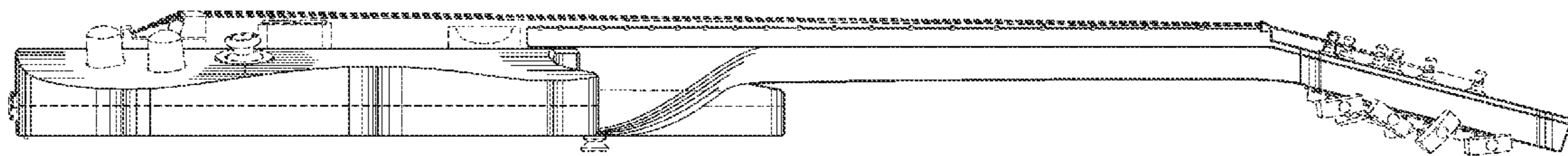


Fig. 4

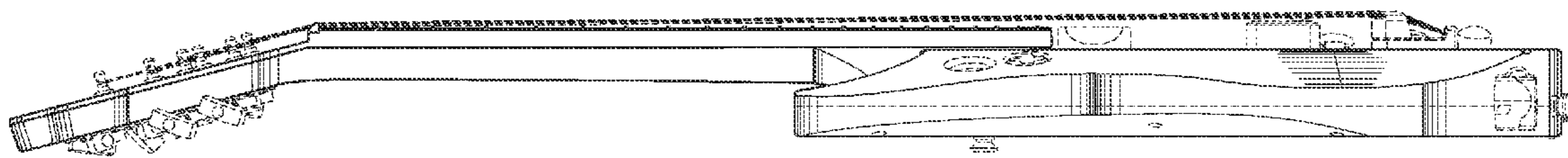


Fig. 5

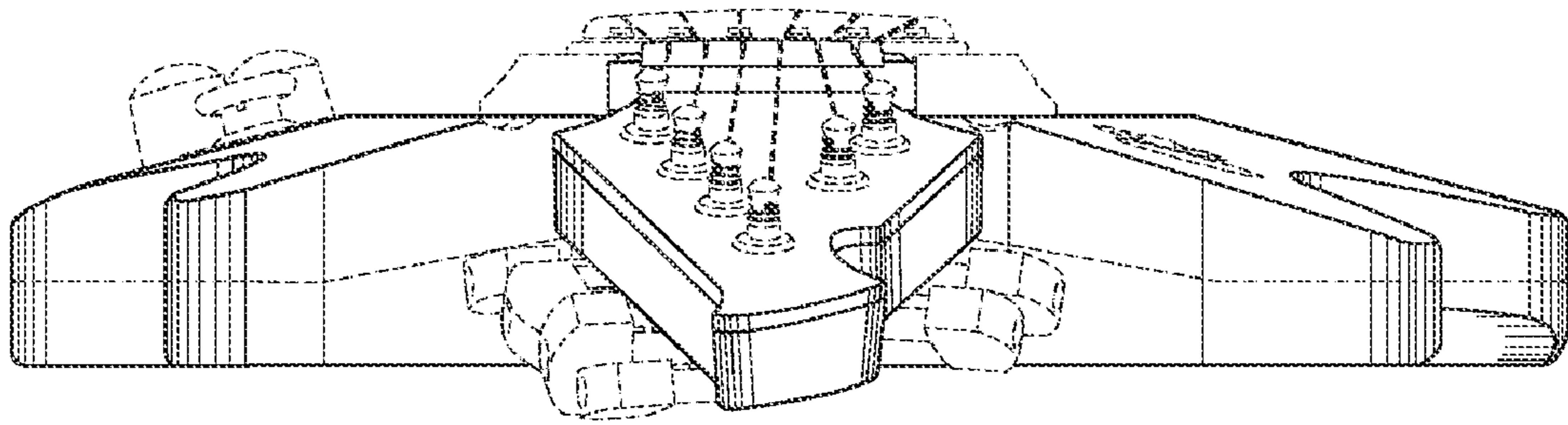


Fig. 6

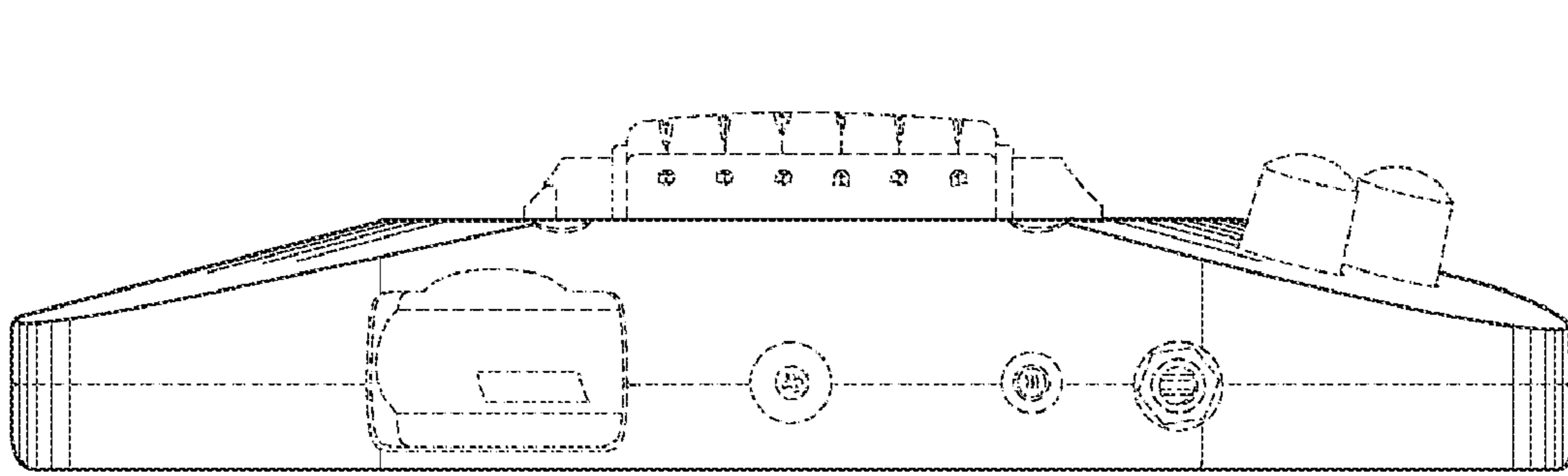


Fig. 7