



US00D637184S

(12) **United States Design Patent**
March

(10) **Patent No.:** **US D637,184 S**

(45) **Date of Patent:** **** May 3, 2011**

(54) **EARPHONE**

7,778,410 B2 * 8/2010 Liu et al. 379/430
D625,713 S * 10/2010 Yang D14/223
D630,620 S * 1/2011 Lee et al. D14/223

(75) Inventor: **Garnett March**, Sherman Oaks, CA
(US)

OTHER PUBLICATIONS

(73) Assignee: **Earloomz LLC**, Van Nuys, CA (US)

GT Telecom, Bluetooth Headset, from Internet, accessed May 20, 2010, 8 pages.

(**) Term: **14 Years**

* cited by examiner

(21) Appl. No.: **29/363,130**

Primary Examiner — Paula Greene

(22) Filed: **Jun. 4, 2010**

(74) *Attorney, Agent, or Firm* — Workman Nydegger

(51) **LOC (9) Cl.** **14-01**

(57) **CLAIM**

(52) **U.S. Cl.** **D14/223**

The ornamental design for an earphone, as shown and described.

(58) **Field of Classification Search** D14/205,
D14/206, 223, 248, 251; 181/129, 130, 135;
379/430, 433, 433.01; 381/379, 380, 381,
381/151, 328; 455/90.3, 475.1, 569.1
See application file for complete search history.

DESCRIPTION

(56) **References Cited**

FIG. 1 is a perspective view of an earphone showing my new design;
FIG. 2 is a front elevational view of the earphone shown in FIG. 1;
FIG. 3 is a left side elevational view of the earphone shown in FIG. 1;
FIG. 4 is a top plan view of the earphone shown in FIG. 1;
FIG. 5 is a right side elevational view of the earphone shown in FIG. 1;
FIG. 6 is a bottom plan view of the earphone shown in FIG. 1;
and,
FIG. 7 is a back elevational view of the earphone shown in FIG. 1.

U.S. PATENT DOCUMENTS

D538,271 S * 3/2007 Kim et al. D14/223
D555,151 S * 11/2007 Eklund D14/223
D575,277 S * 8/2008 Gaarde et al. D14/223
D581,396 S * 11/2008 Wikel et al. D14/206
D582,897 S * 12/2008 Christopher et al. D14/223
D603,377 S * 11/2009 Chung D14/223
D603,378 S * 11/2009 Paradise D14/223
D604,722 S * 11/2009 Mistry D14/223
7,639,825 B2 * 12/2009 Fukuda 381/151
D608,766 S * 1/2010 Brickstad D14/223
D620,927 S * 8/2010 Li D14/223

1 Claim, 2 Drawing Sheets





Fig. 1

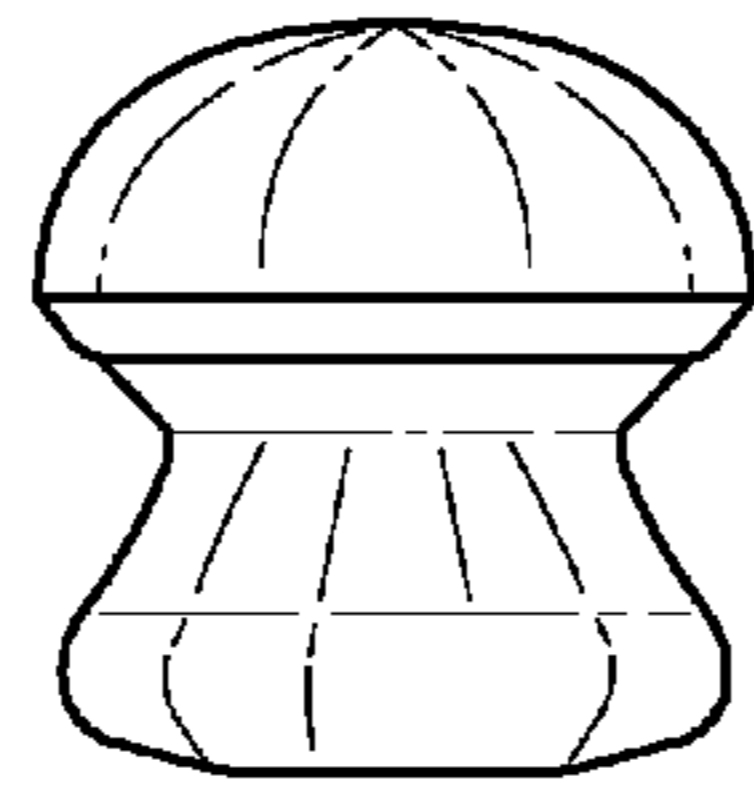


Fig. 2

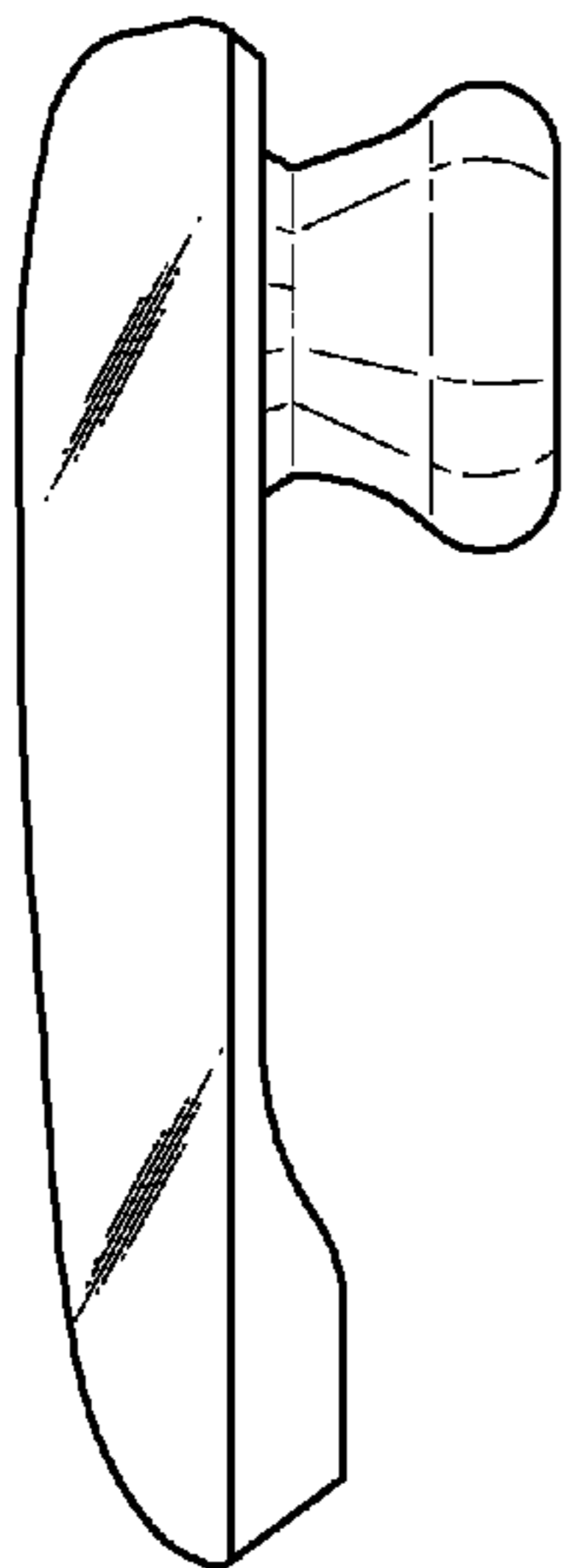


Fig. 3

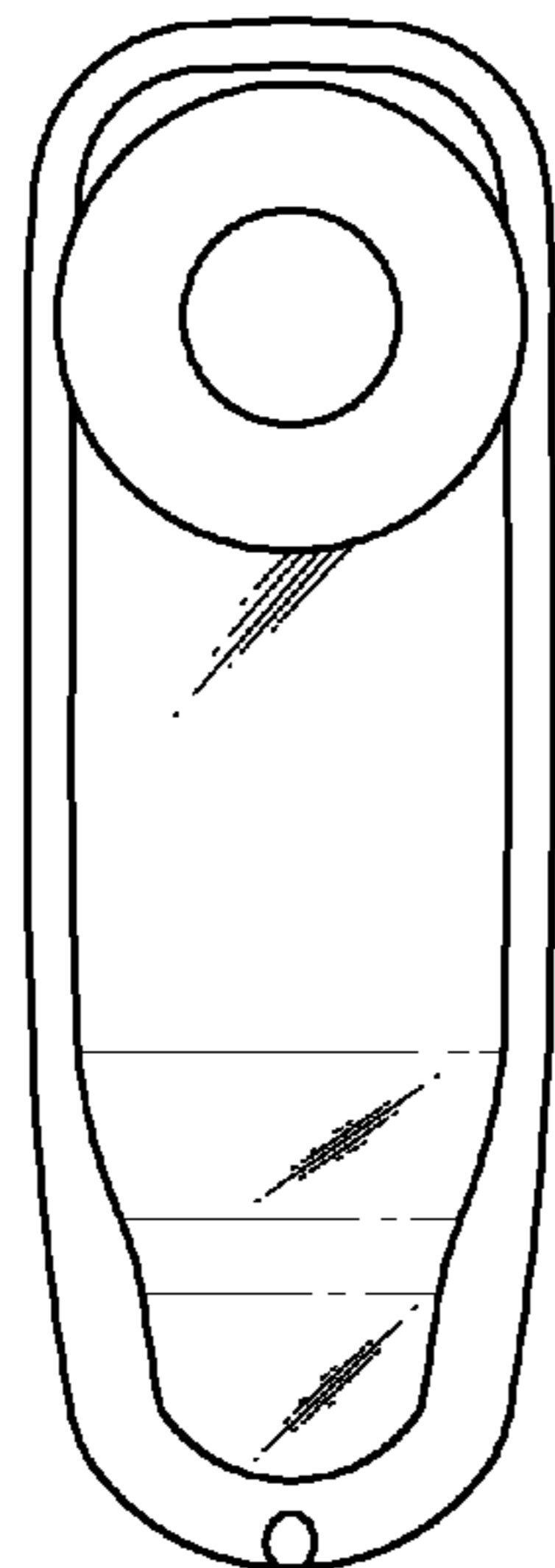


Fig. 4

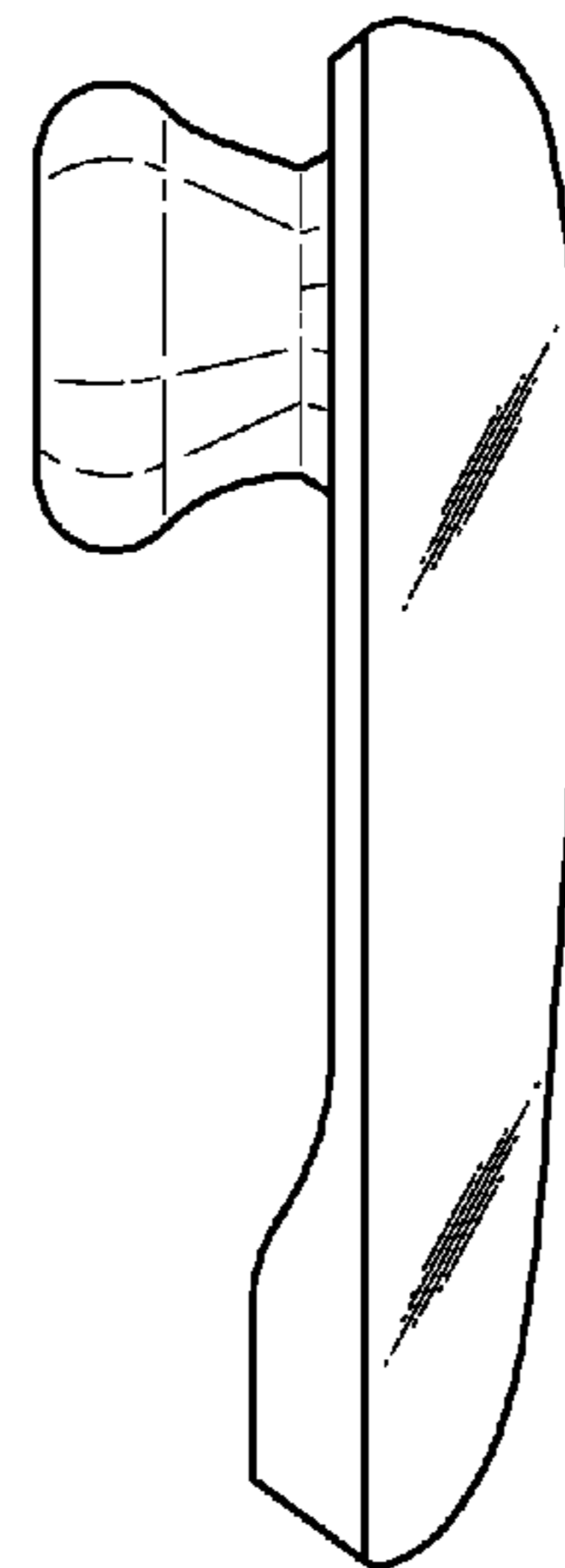


Fig. 5




Fig. 6

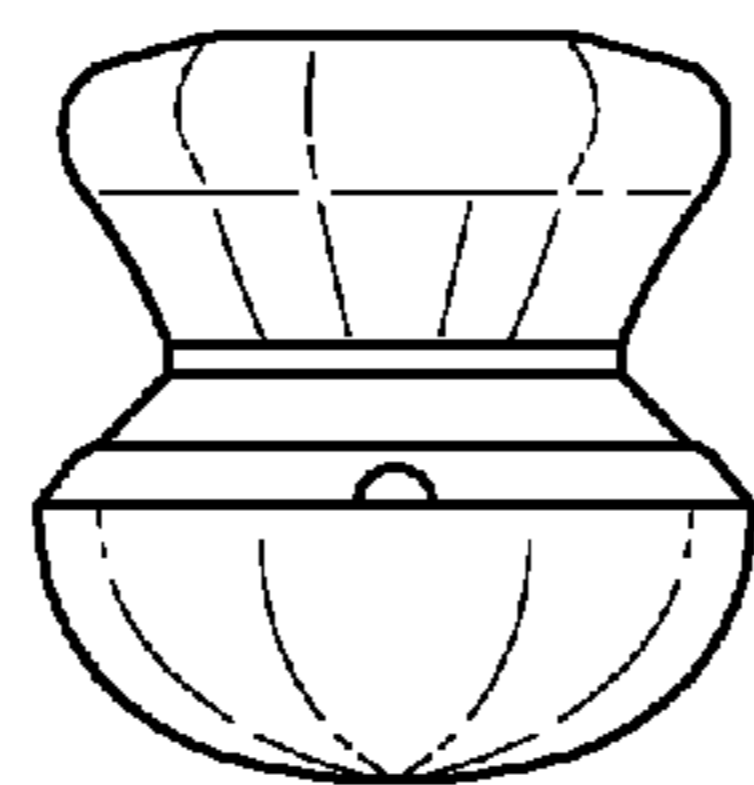


Fig. 7