



US00D637135S

(12) **United States Design Patent**
Piland

(10) **Patent No.:** **US D637,135 S**

(45) **Date of Patent:** **** *May 3, 2011**

(54) **BUCKET FOR INSPECTING AVIATION
FUELING UNDERWING NOZZLE**

(75) Inventor: **Robert Bruce Piland**, Tulsa, OK (US)

(73) Assignee: **Robert B. Piland**, Tulsa, OK (US)

(*) Notice: This patent is subject to a terminal disclaimer.

(**) Term: **14 Years**

(21) Appl. No.: **29/271,452**

(22) Filed: **Jan. 19, 2007**

(51) **LOC (9) Cl.** **12-07**

(52) **U.S. Cl.** **D12/345**

(58) **Field of Classification Search** D12/345;
D32/53, 53.1, 54; 15/264, 263; 220/571,
220/571.1, 573, 695, 735; D3/315; D22/136;
43/57, 56, 55; 248/210

See application file for complete search history.

(56) **References Cited**

U.S. PATENT DOCUMENTS

770,208	A *	9/1904	Williams	220/765
D202,134	S *	8/1965	Bryan	D32/53.1
3,940,824	A *	3/1976	Gioia et al.	15/257.06
D248,610	S *	7/1978	Schwartz	D32/53
4,383,669	A *	5/1983	Rasler	248/210
4,480,810	A *	11/1984	Hall	248/238

D289,452	S *	4/1987	Fuller	D30/132
D300,563	S *	4/1989	Burkhart, Sr.	D25/68
5,400,916	A *	3/1995	Weber	220/495.02
5,520,282	A *	5/1996	Williams, Jr.	206/370
D421,336	S *	3/2000	Demore et al.	D3/314
D424,426	S *	5/2000	Fletcher	D9/737
D470,285	S *	2/2003	Pytlewski	D32/53
D477,447	S *	7/2003	Calaicone	D32/53
D495,448	S *	8/2004	Moforis	D28/61
7,159,735	B2 *	1/2007	Morse	220/529
2002/0139807	A1 *	10/2002	Lucey	220/698
2005/0045780	A1 *	3/2005	Forshee et al.	248/146
2006/0202093	A1 *	9/2006	Grosse	248/146

* cited by examiner

Primary Examiner — Cathron C Brooks

Assistant Examiner — Kevin K Rudzinski

(57) **CLAIM**

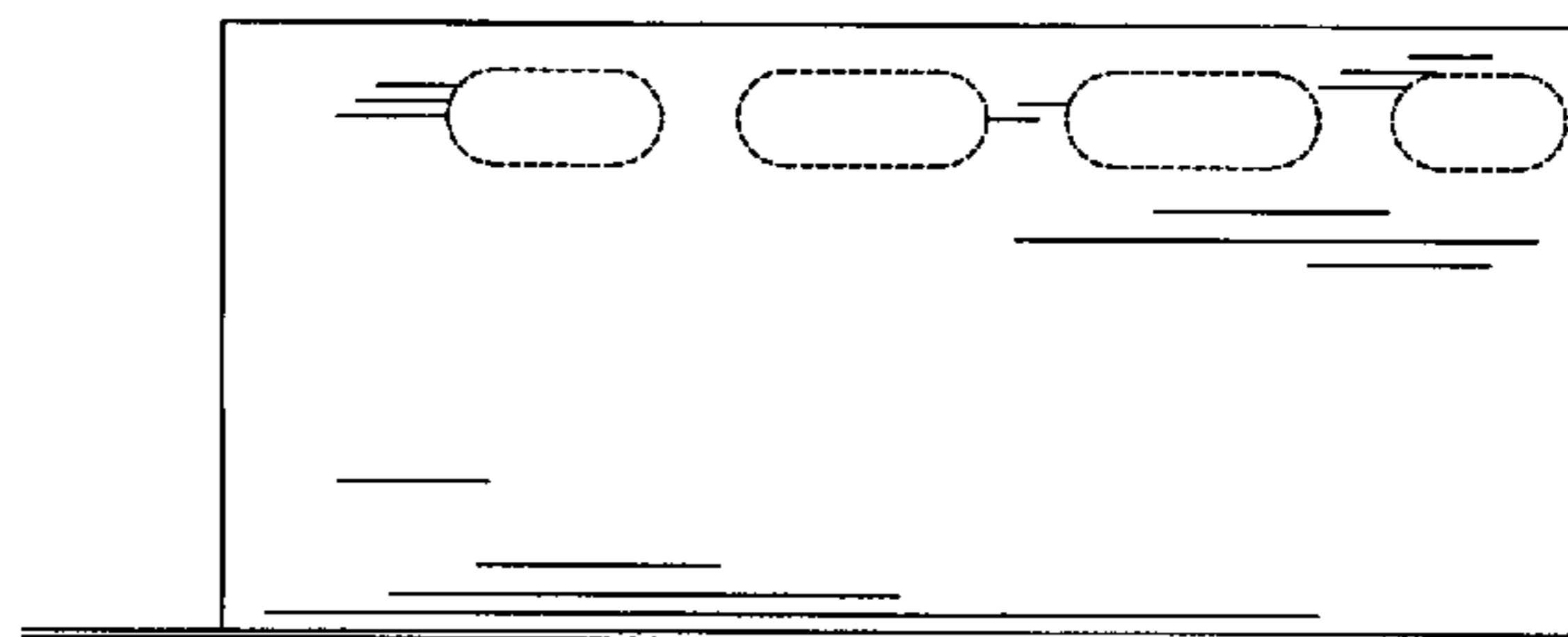
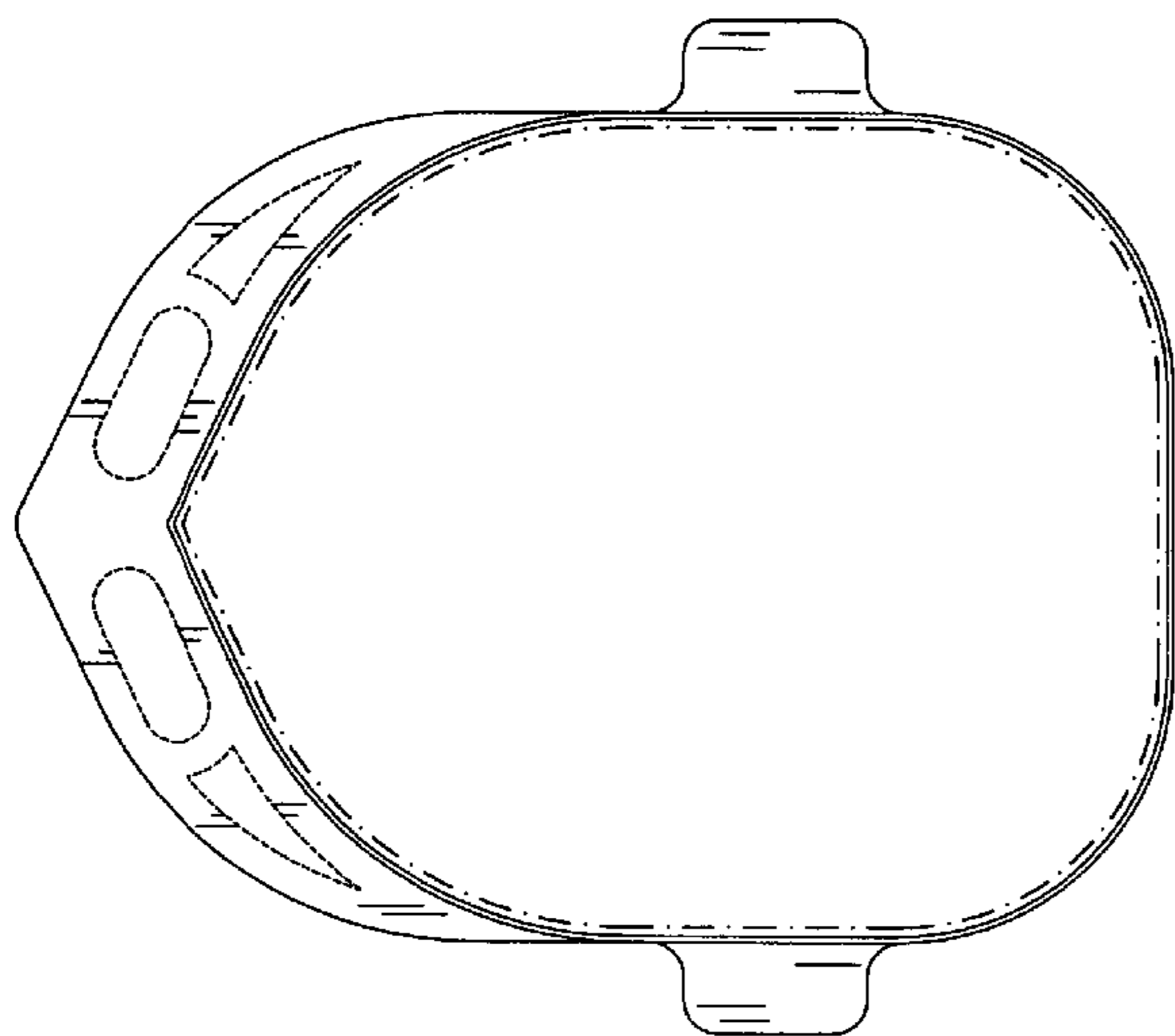
The ornamental design for an bucket for inspecting aviation fueling underwing nozzle, as shown and described.

DESCRIPTION

FIG. 1 is a left side elevation view showing the quality control bucket, the right side elevation view being a mirror image; FIG. 2 is a back side elevation view; FIG. 3 is a top plan view; and, FIG. 4 is a front elevation view.

The broken lines shown in FIG. 1 show environmental structure not being claimed and the dash-dot-dash lines included in the drawings shows the bounds of the claimed design and form no part of the claimed design.

1 Claim, 1 Drawing Sheet



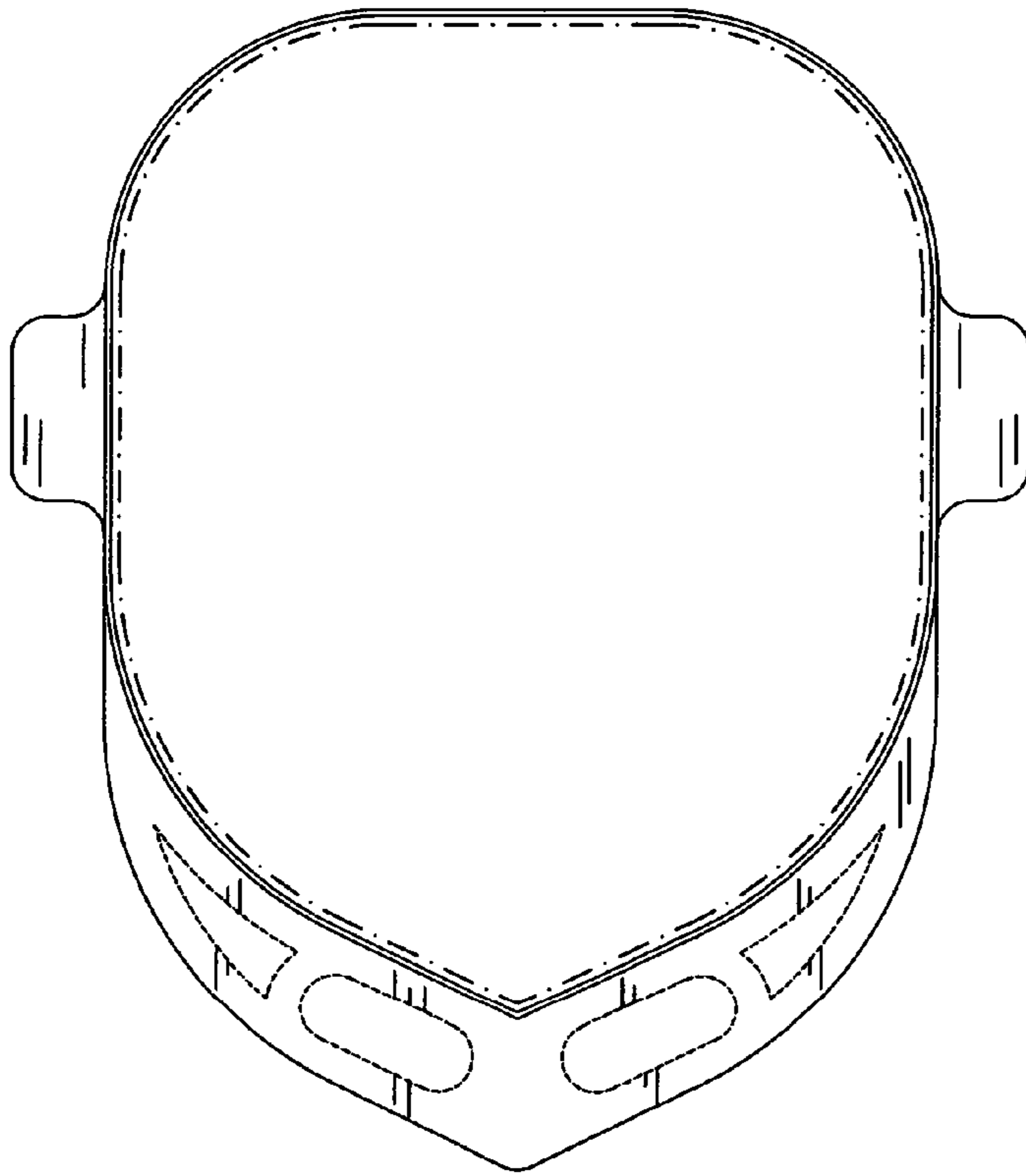


FIG. 1

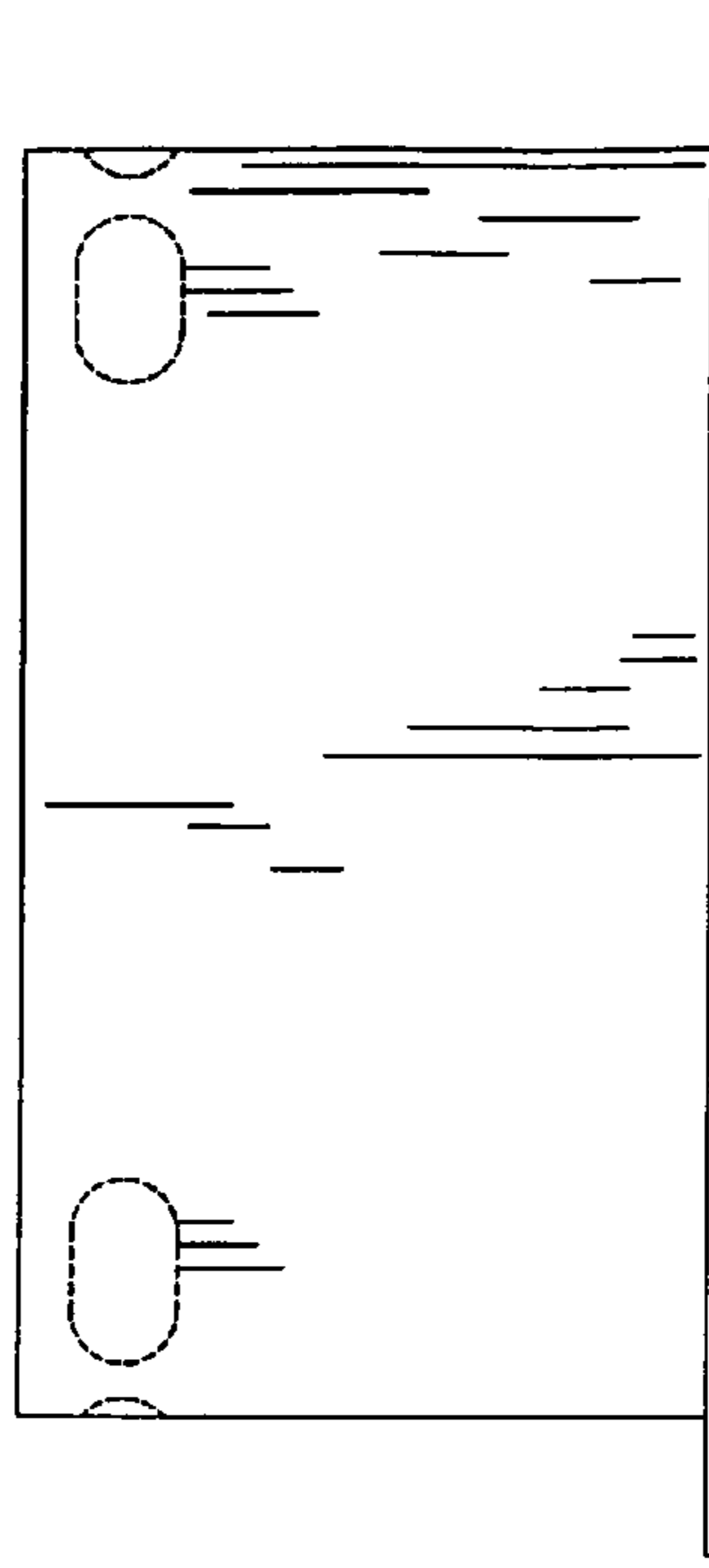


FIG. 2

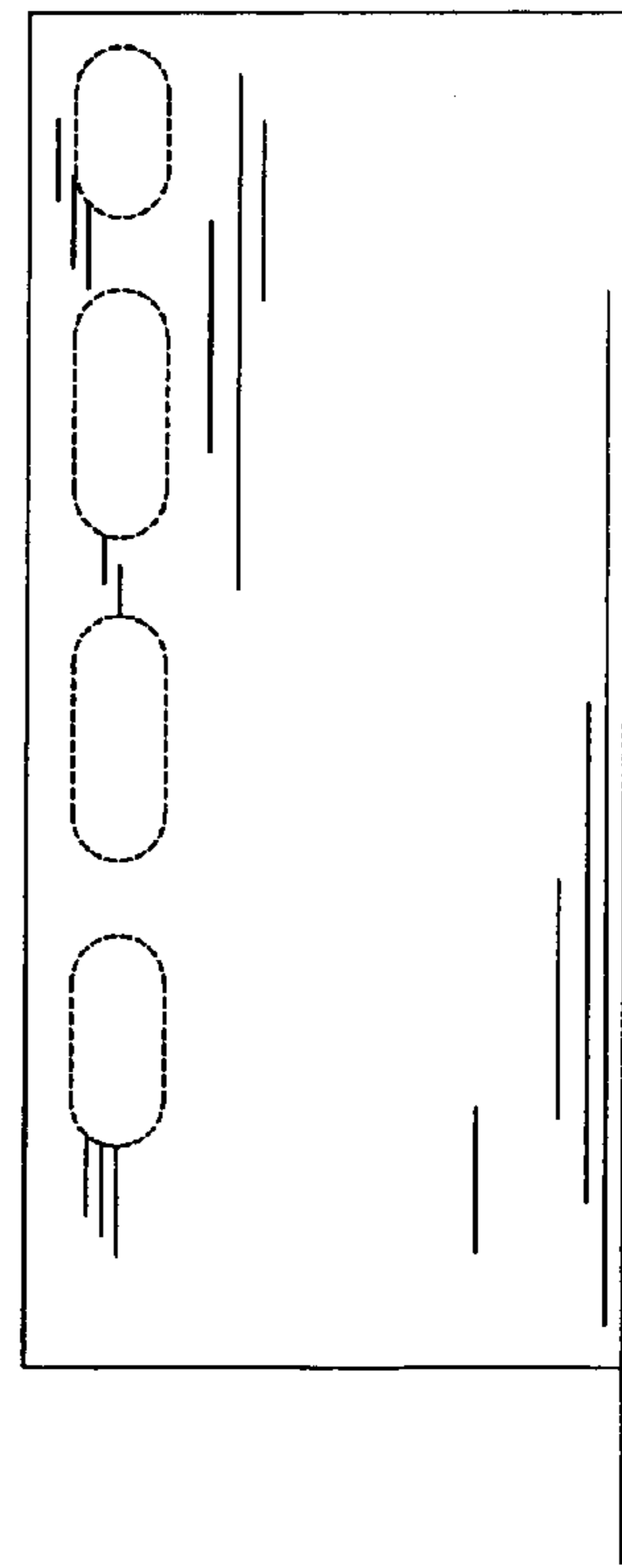


FIG. 3




FIG. 4