



US00D637127S

(12) **United States Design Patent**  
**Faghihzadeh**

(10) **Patent No.:** **US D637,127 S**

(45) **Date of Patent:** **\*\* May 3, 2011**

(54) **DECORATIVE ELEMENT FOR A VEHICLE**

(75) Inventor: **Nader Faghihzadeh**, Munich (DE)

(73) Assignee: **Bayerische Motoren Werke Aktiengesellschaft**, Munich (DE)

(\*\*) Term: **14 Years**

(21) Appl. No.: **29/375,309**

(22) Filed: **Sep. 21, 2010**

(30) **Foreign Application Priority Data**

Mar. 22, 2010 (DE) ..... 402010001749

(51) **LOC (9) Cl.** ..... **12-08**

(52) **U.S. Cl.** ..... **D12/190**

(58) **Field of Classification Search** ..... D12/190,  
D12/181, 196, 400, 114, 86; 293/144, 102;  
280/163, 164.1, 166, 169, 828, 848, 762,  
280/153.5

See application file for complete search history.

(56) **References Cited**

**U.S. PATENT DOCUMENTS**

D342,476 S *	12/1993	Beckett	.....	D12/203
D403,991 S *	1/1999	Davidson et al.	.....	D12/114
D418,468 S *	1/2000	Saleen et al.	.....	D12/190
D442,121 S *	5/2001	LaBonte et al.	.....	D12/114
D447,990 S *	9/2001	Yokomaku	.....	D12/190
D472,861 S *	4/2003	Saleen	.....	D12/190

D568,220 S *	5/2008	Okamoto et al.	.....	D12/196
D607,391 S *	1/2010	Krauss	.....	D12/190
D623,104 S *	9/2010	Akasawa et al.	.....	D12/190

\* cited by examiner

*Primary Examiner* — Caron Veynar

*Assistant Examiner* — Katrina A Kile

(74) *Attorney, Agent, or Firm* — Crowell & Moring LLP



(57) **CLAIM**

The ornamental design for a decorative element for a vehicle, as shown and described.

**DESCRIPTION**

FIG. 1 is a left, elevated perspective view of a decorative element for a vehicle according to my design;  
 FIG. 2 is a right, side perspective view thereof;  
 FIG. 3 is a front view thereof;  
 FIG. 4 is a top view thereof;  
 FIG. 5 is a bottom view thereof;  
 FIG. 6 is a right side view thereof; and  
 FIG. 7 is a left side view thereof.  
 FIG. 8 is a right, elevated perspective view of a decorative element for a vehicle according to my design;  
 FIG. 9 is a left, side perspective view thereof;  
 FIG. 10 is a front view thereof;  
 FIG. 11 is a top view thereof;  
 FIG. 12 is a bottom view thereof;  
 FIG. 13 is a left side view thereof; and,  
 FIG. 14 is a right side view thereof.

**1 Claim, 4 Drawing Sheets**



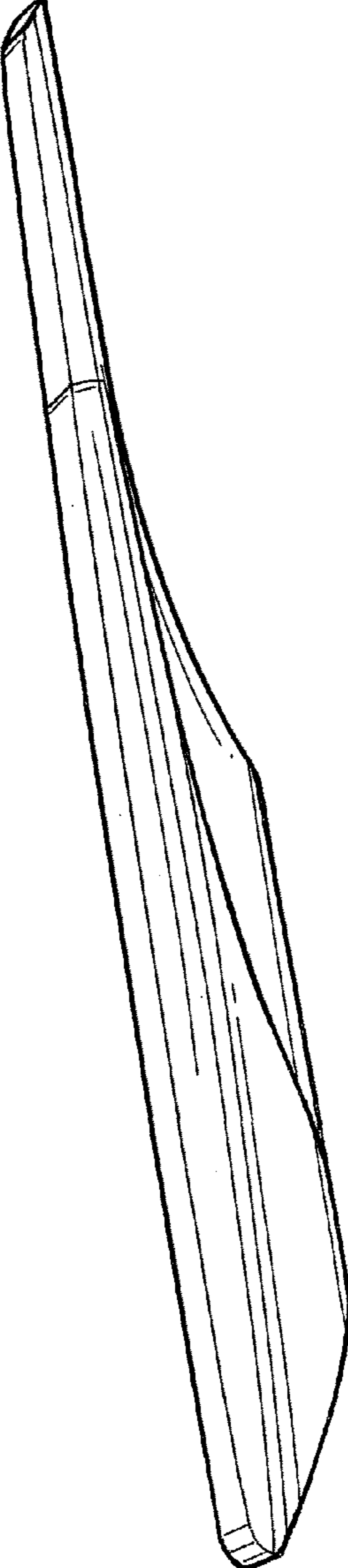


FIG. 1

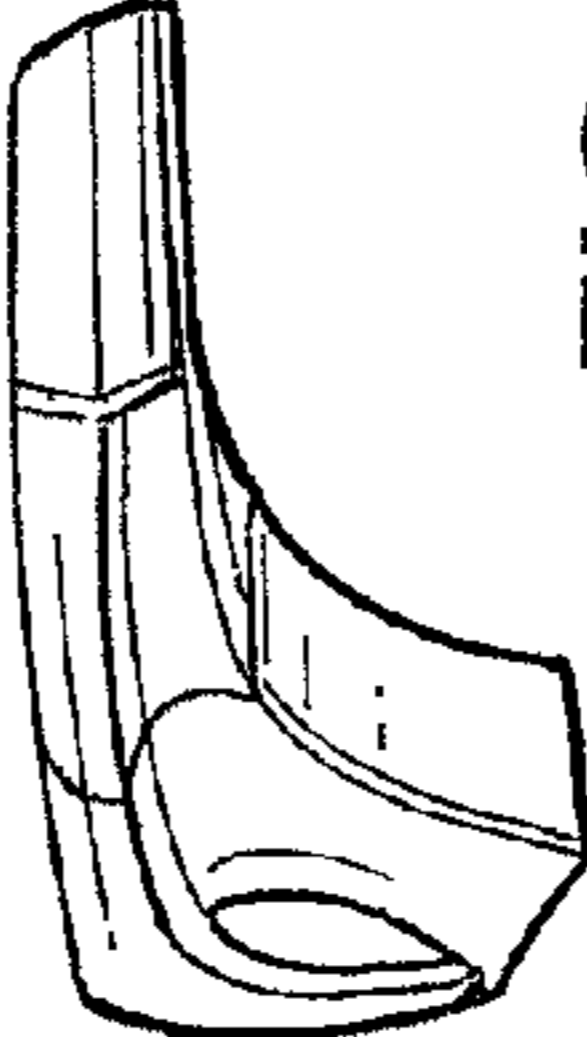


FIG. 2



FIG. 3




FIG. 4

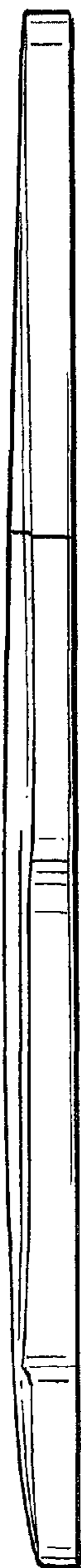


FIG. 5



FIG. 6



FIG. 7




FIG. 8

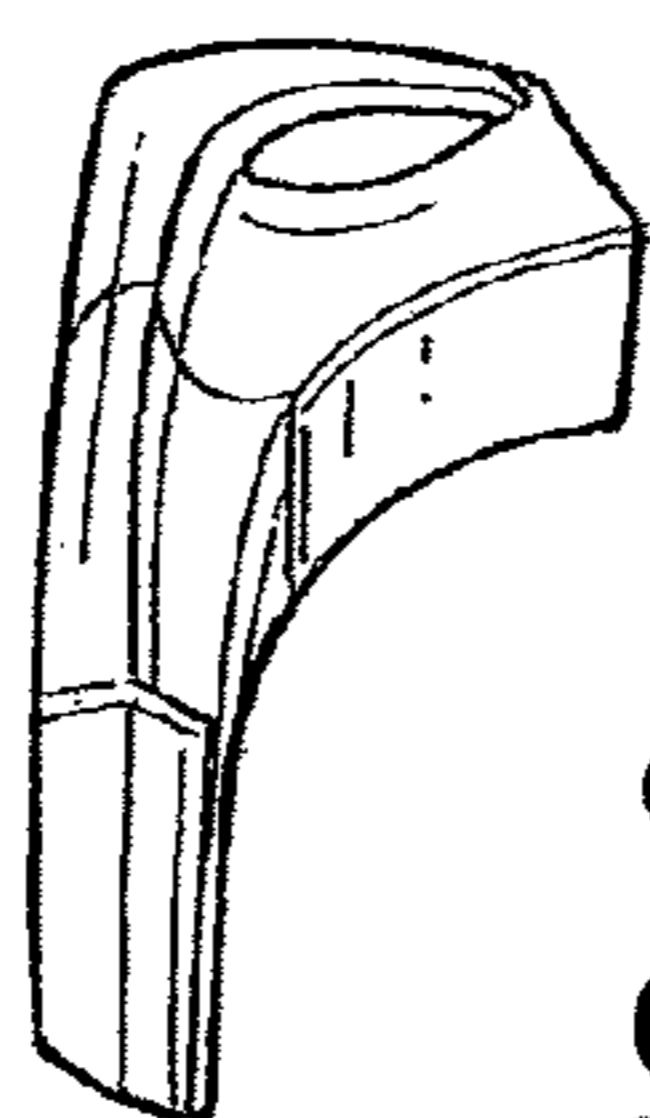


FIG. 9

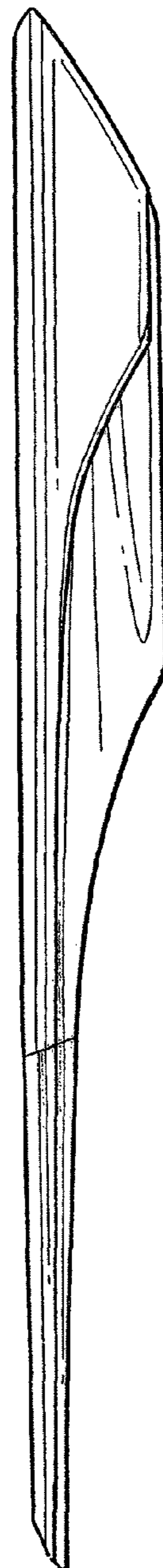


FIG. 10




FIG. 11



FIG. 12



FIG. 13



FIG. 14