



US00D637121S

(12) **United States Design Patent**
Lamm et al.

(10) **Patent No.:** **US D637,121 S**

(45) **Date of Patent:** **** May 3, 2011**

(54) **VEHICLE REAR BUMPER COVER INSERT**

(75) Inventors: **Stefan Lamm**, Cologne (DE); **Boguslaw Paruch**, Cologne (DE); **Roberto Giachin**, Zuelpich (DE)

(73) Assignee: **Ford Motor Company**, Dearborn, MI (US)

(**) Term: **14 Years**

(21) Appl. No.: **29/375,011**

(22) Filed: **Sep. 16, 2010**

(51) **LOC (9) Cl.** **12-16**

(52) **U.S. Cl.** **D12/169**

(58) **Field of Classification Search** D12/169,
D12/196, 171, 216, 163, 86, 90-92; 293/102,
293/113, 115, 117, 120; 296/180.1, 180.2
See application file for complete search history.

(56) **References Cited**

U.S. PATENT DOCUMENTS

D545,729	S	*	7/2007	Lee et al.	D12/163
D545,732	S	*	7/2007	Truebsbach	D12/169
D558,105	S	*	12/2007	Bucher et al.	D12/169
D575,694	S	*	8/2008	Opfer et al.	D12/169
D575,696	S	*	8/2008	Gale et al.	D12/169
D623,566	S	*	9/2010	Bauer et al.	D12/169
D628,944	S	*	12/2010	Lee	D12/169

OTHER PUBLICATIONS

Ford Focus 2.5 ST, Geneva Autoshow, Mar. 5, 2009 <http://www.facts.ford.com>.

Car Spy Photos, Mar. 26, 2009 <http://carspyphotos.com/2011-ford-focus-3/>.

Spy Shots: Ford Verve mule spotted banging around in Australia, Jul. 4, 2009 <http://spbcar.ru/news/en/article/22761/>.

Next Generation 2011 Ford Focus Mule First Spy Photos, Aug. 28, 2009 <http://www.worldcarfans.com/109082821357/next-generation-2011-ford-focus-mule-first-spy-photos>.

* cited by examiner

Primary Examiner — Melody N Brown

(74) *Attorney, Agent, or Firm* — Damian Porcari

(57) **CLAIM**

An ornamental design for a vehicle rear bumper cover insert, as shown and described.

DESCRIPTION

FIG. 1 is a left side elevational view of a left vehicle rear bumper cover insert (the right vehicle rear bumper cover insert being a mirror image and is not shown);

FIG. 2 is a right side elevational view of the vehicle rear bumper cover insert;

FIG. 3 is a front elevational view of the vehicle rear bumper cover insert;


FIG. 4 is a top plan view of the vehicle rear bumper cover insert;

FIG. 5 is a bottom plan view of the vehicle rear bumper cover insert;

FIG. 6 is a perspective view of the vehicle rear bumper cover insert; and,

FIG. 7 is a second perspective view of the vehicle rear bumper cover insert.

1 Claim, 7 Drawing Sheets






Figure 1




Figure 2

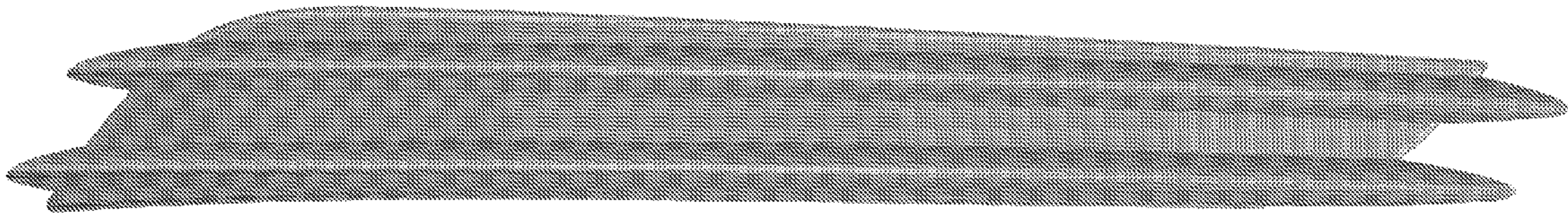


Figure 3

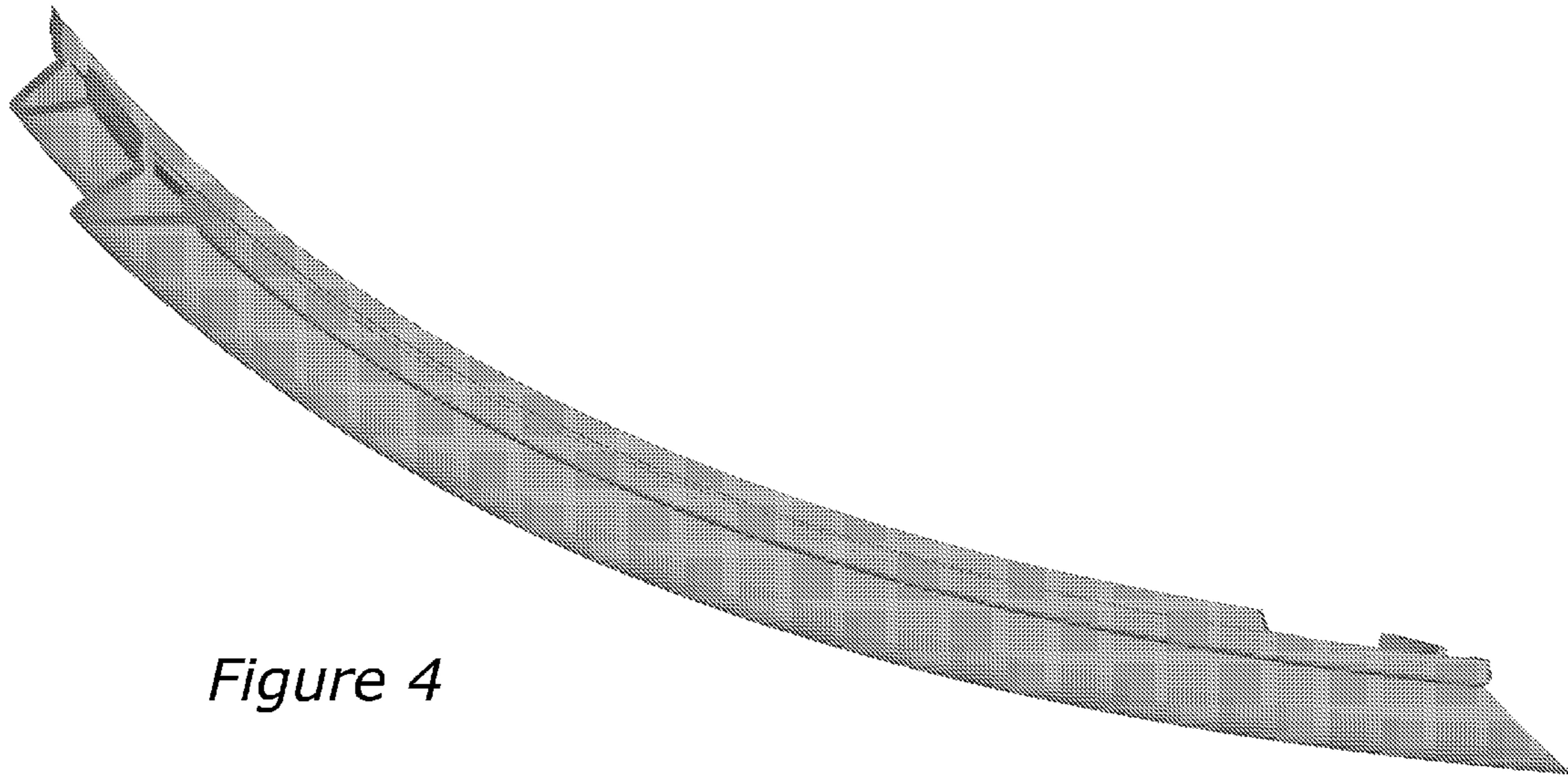
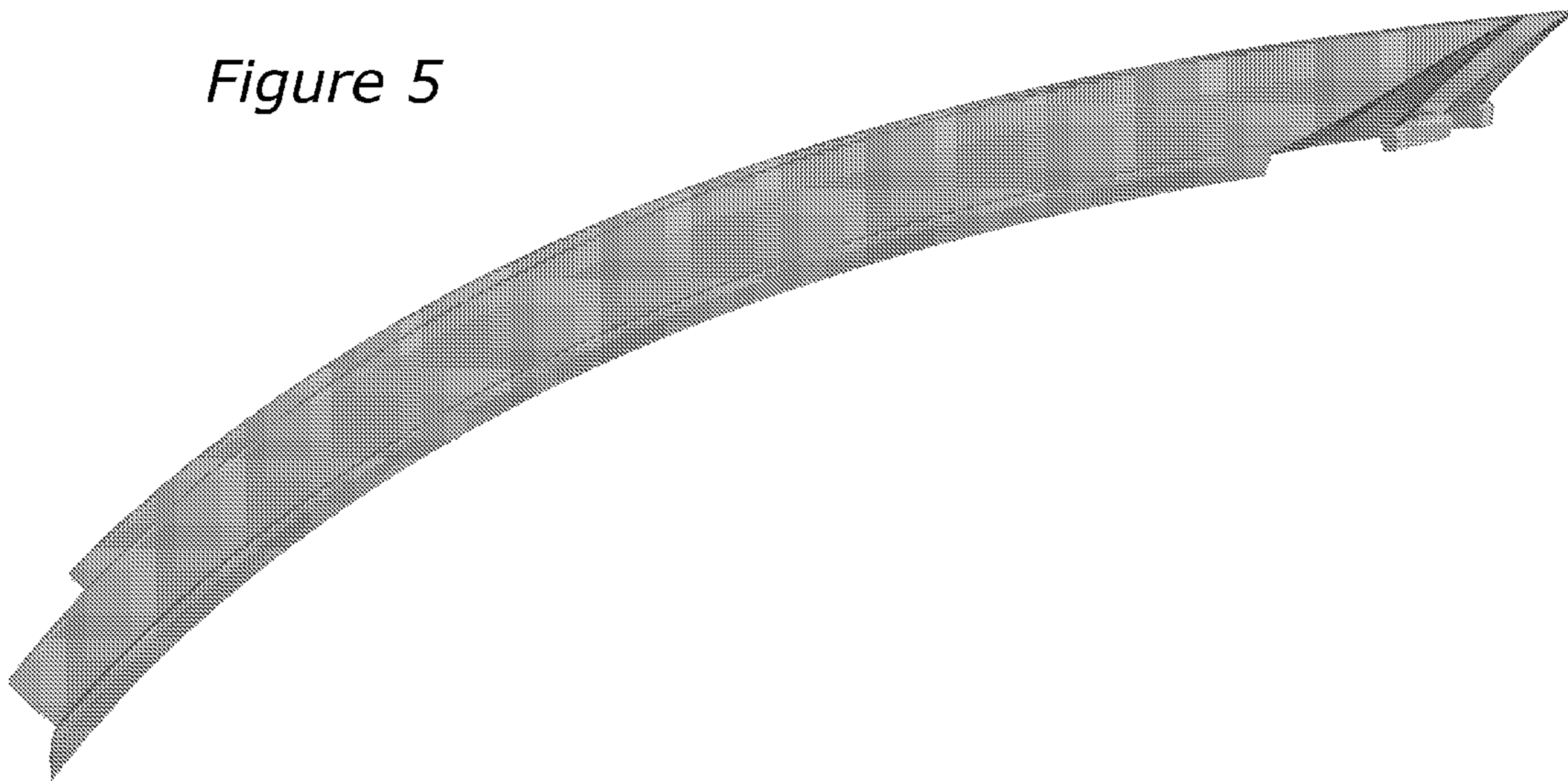


Figure 4

Figure 5



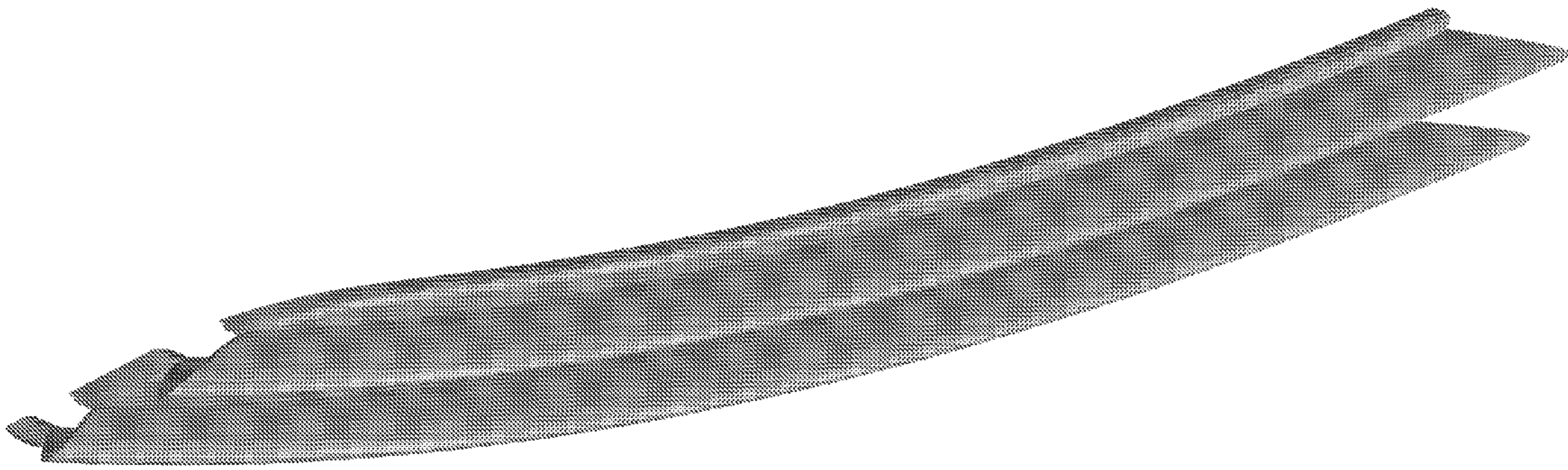


Figure 6




Figure 7