

US00D637120S

(12) **United States Design Patent**  
**Lamm et al.**

(10) **Patent No.:** **US D637,120 S**  
(45) **Date of Patent:** **\*\* May 3, 2011**

- (54) **VEHICLE REAR LOWER BUMPER COVER**
- (75) Inventors: **Stefan Lamm**, Cologne (DE); **Boguslaw Paruch**, Cologne (DE); **Roberto Giachin**, Zuelpich (DE)
- (73) Assignee: **Ford Motor Company**, Dearborn, MI (US)
- (\*\*) Term: **14 Years**
- (21) Appl. No.: **29/375,010**
- (22) Filed: **Sep. 16, 2010**
- (51) **LOC (9) Cl.** ..... **12-16**
- (52) **U.S. Cl.** ..... **D12/169**
- (58) **Field of Classification Search** ..... D12/169, D12/196, 171, 216, 163, 86, 90-92; 293/102, 293/113, 115, 117, 120; 296/180.1, 180.2  
See application file for complete search history.

- D617,696 S \* 6/2010 Lamm et al. .... D12/169
- D617,697 S \* 6/2010 Lamm et al. .... D12/169
- D628,944 S \* 12/2010 Lee ..... D12/169

**OTHER PUBLICATIONS**

Ford Focus 2.5 ST, Geneva Autoshow, Mar. 5, 2009 <http://www.facts.ford.com>.  
 Car Spy Photos, Mar. 26, 2009 <http://carsspyphotos.com/2011-ford-focus-3/>.  
 Spy Shots: Ford Verve mule spotted banging around in Australia, Jul. 4, 2009 <http://spbcar.ru/news/en/article/22761/>.  
 Next Generation 2011 Ford Focus Mule First Spy Photos, Aug. 28, 2009 <http://www.worldcarfans.com/109082821357/next-generation-2011-ford-focus-mule-first-spy-photos>.

\* cited by examiner

*Primary Examiner* — Melody N Brown  
 (74) *Attorney, Agent, or Firm* — Damian Porcari

(57) **CLAIM**  
 An ornamental design for a vehicle rear lower bumper cover, as shown and described.

**DESCRIPTION**


FIG. 1 is a top plan view of a vehicle rear lower bumper cover; FIG. 2 is a bottom plan view of the vehicle rear lower bumper cover; FIG. 3 is a front elevational view of the vehicle rear lower bumper cover; FIG. 4 is a left side elevational view of the vehicle rear lower bumper cover; FIG. 5 is a right side elevational view of the vehicle rear lower bumper cover; FIG. 6 is a perspective view of the vehicle rear lower bumper cover; and, FIG. 7 is a second perspective view of the vehicle rear lower bumper cover.


**1 Claim, 7 Drawing Sheets**

(56) **References Cited**

**U.S. PATENT DOCUMENTS**


- D534,463 S 1/2007 Chiang
- D535,228 S 1/2007 Hayashi
- D535,595 S 1/2007 Matei et al.
- D542,196 S 5/2007 Levy
- D545,248 S 6/2007 Angelo et al.
- D546,736 S 7/2007 Golden et al.
- D555,551 S 11/2007 Kaoud et al.
- D560,145 S 1/2008 Tant et al.
- D585,343 S 1/2009 Kubota et al.
- D592,571 S 5/2009 Golden et al.
- D601,063 S 9/2009 Lamm
- D603,764 S 11/2009 Youn
- D603,765 S 11/2009 Youn
- D607,790 S 1/2010 Golden et al.
- D607,791 S 1/2010 Golden et al.
- D610,503 S \* 2/2010 Bucher et al. .... D12/169
- D610,504 S \* 2/2010 Bucher et al. .... D12/169





*Figure 1*

Figure 2







Figure 3



**Figure 4**



Figure 5




Figure 6

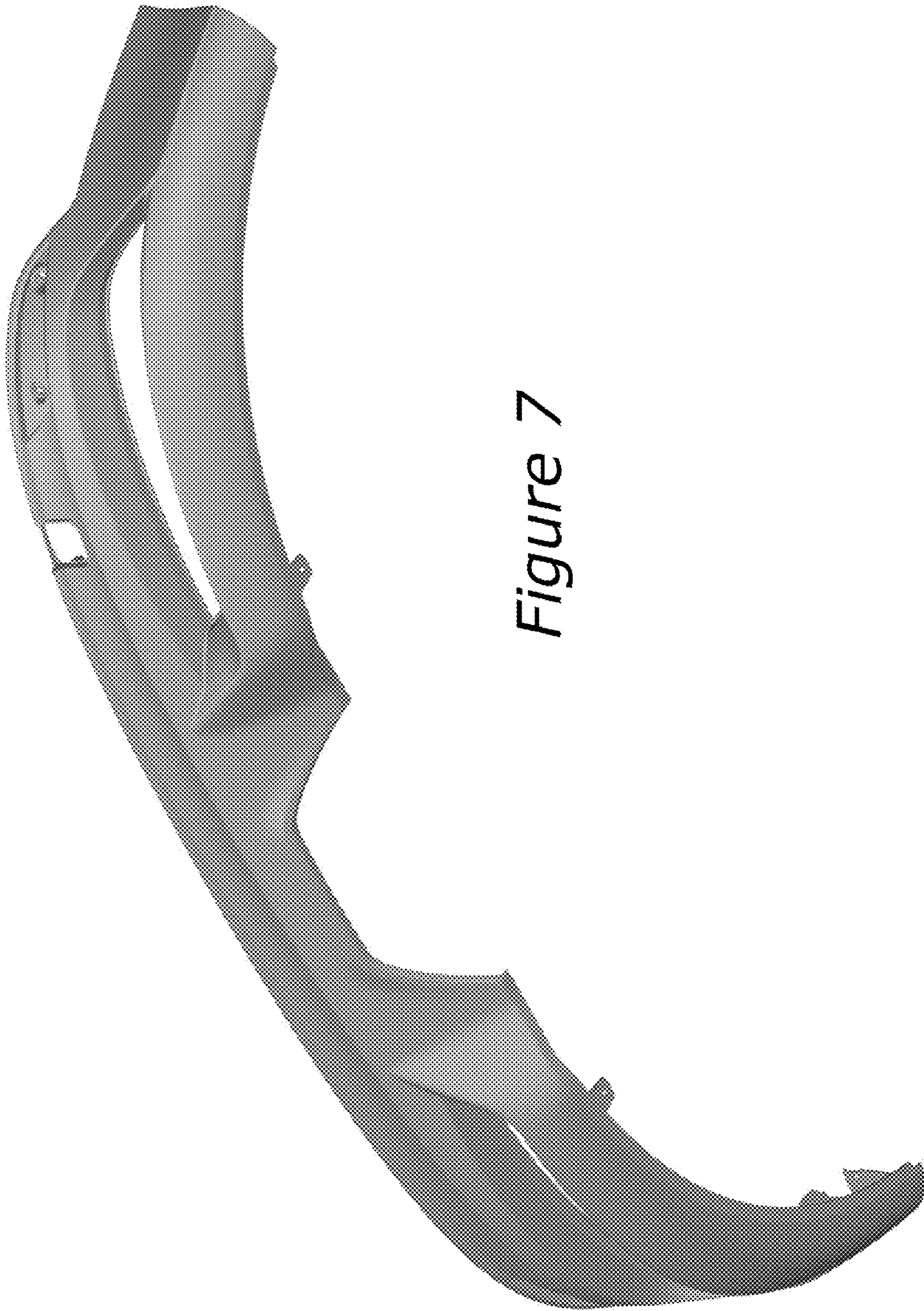


Figure 7