



US00D637118S

(12) **United States Design Patent**
Lamm et al.

(10) **Patent No.:** **US D637,118 S**

(45) **Date of Patent:** **** May 3, 2011**

(54) **VEHICLE REAR LOWER BUMPER COVER**

D617,696 S * 6/2010 Lamm et al. D12/169
D617,697 S * 6/2010 Lamm et al. D12/169
D628,944 S * 12/2010 Lee D12/169

(75) Inventors: **Stefan Lamm**, Cologne (DE); **Boguslaw Paruch**, Cologne (DE); **Roberto Giachin**, Zuelpich (DE)

OTHER PUBLICATIONS

(73) Assignee: **Ford Motor Company**, Dearborn, MI (US)

Ford Focus 2.5 ST, Geneva Autoshow, Mar. 5, 2009 <http://www.facts.ford.com>.

(**) Term: **14 Years**

Car Spy Photos, Mar. 26, 2009 <http://carsspyphotos.com/2011-ford-focus-3/>.

(21) Appl. No.: **29/375,006**

Spy Shots: Ford Verve mule spotted banging around in Australia, Jul. 4, 2009 <http://spbcar.ru/news/en/article/22761/>.

(22) Filed: **Sep. 16, 2010**

Next Generation 2011 Ford Focus Mule First Spy Photos, Aug. 28, 2009 <http://www.worldcarfans.com/109082821357/next-generation-2011-ford-focus-mule-first-spy-photos>.

(51) **LOC (9) Cl.** **12-16**

* cited by examiner

(52) **U.S. Cl.** **D12/169**

Primary Examiner — Melody N Brown

(58) **Field of Classification Search** D12/169, D12/196, 171, 216, 163, 86, 90-92; 293/102, 293/113, 115, 117, 120; 296/180.1, 180.2

(74) *Attorney, Agent, or Firm* — Damian Porcari

See application file for complete search history.

(57) **CLAIM**

An ornamental design for a vehicle rear lower bumper cover, as shown and described.

(56) **References Cited**

DESCRIPTION

U.S. PATENT DOCUMENTS

D534,463 S	1/2007	Chiang	
D535,228 S	1/2007	Hayashi	
D535,595 S	1/2007	Matei et al.	
D542,196 S	5/2007	Levy	
D545,248 S	6/2007	Angelo et al.	
D546,736 S	7/2007	Golden et al.	
D555,551 S	11/2007	Kaoud et al.	
D560,145 S	1/2008	Tant et al.	
D585,343 S	1/2009	Kubota et al.	
D592,571 S	5/2009	Golden et al.	
D601,063 S	9/2009	Lamm	
D603,764 S	11/2009	Youn	
D603,765 S	11/2009	Youn	
D607,790 S	1/2010	Golden et al.	
D607,791 S	1/2010	Golden et al.	
D610,503 S *	2/2010	Bucher et al.	D12/169
D610,504 S *	2/2010	Bucher et al.	D12/169

FIG. 1 is a top plan view of a vehicle rear lower bumper cover; FIG. 2 is a bottom plan view of the vehicle rear lower bumper cover;

FIG. 3 is a front elevational view of the vehicle rear lower bumper cover;

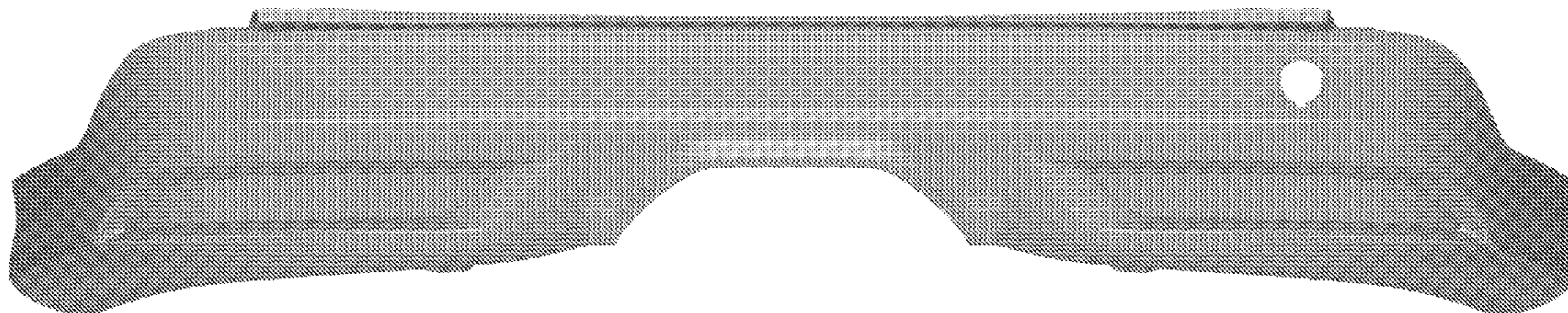
FIG. 4 is a left side elevational view of the vehicle rear lower bumper cover;

FIG. 5 is a right side elevational view of the vehicle rear lower bumper cover;

FIG. 6 is a perspective view of the vehicle rear lower bumper cover; and,

FIG. 7 is a second perspective view of the vehicle rear lower bumper cover.

1 Claim, 7 Drawing Sheets



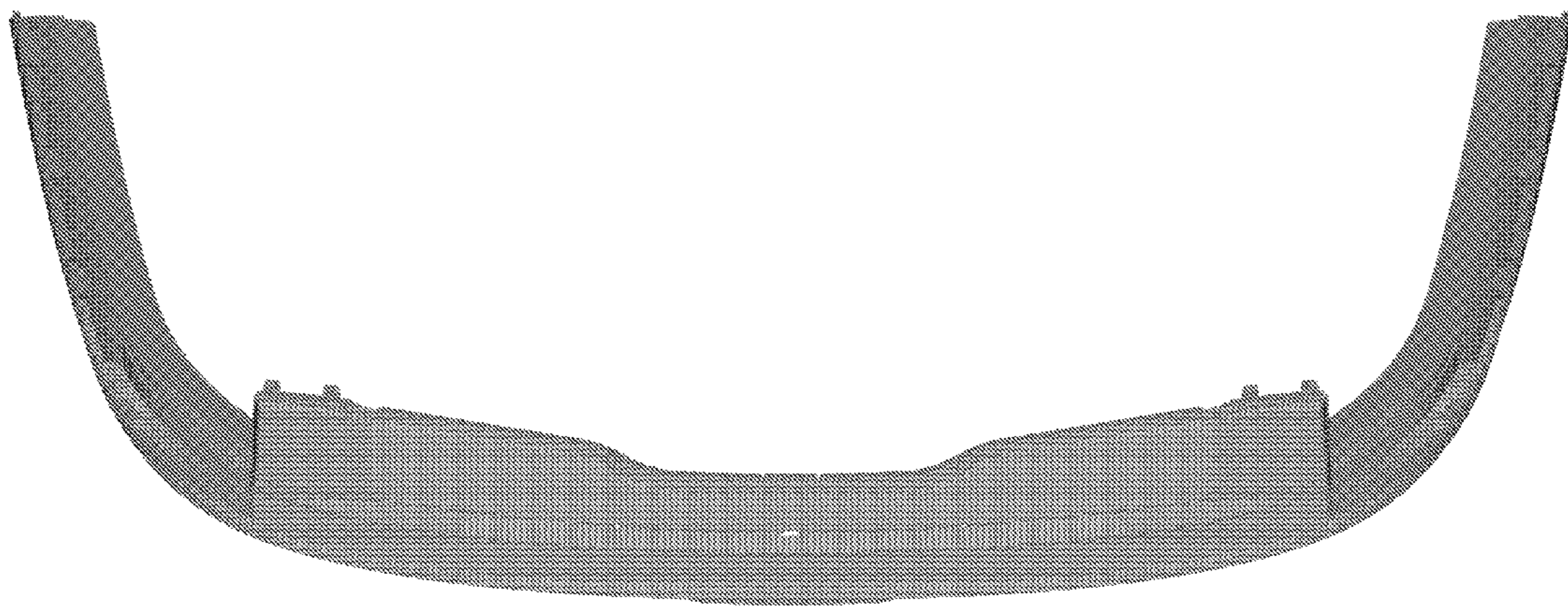
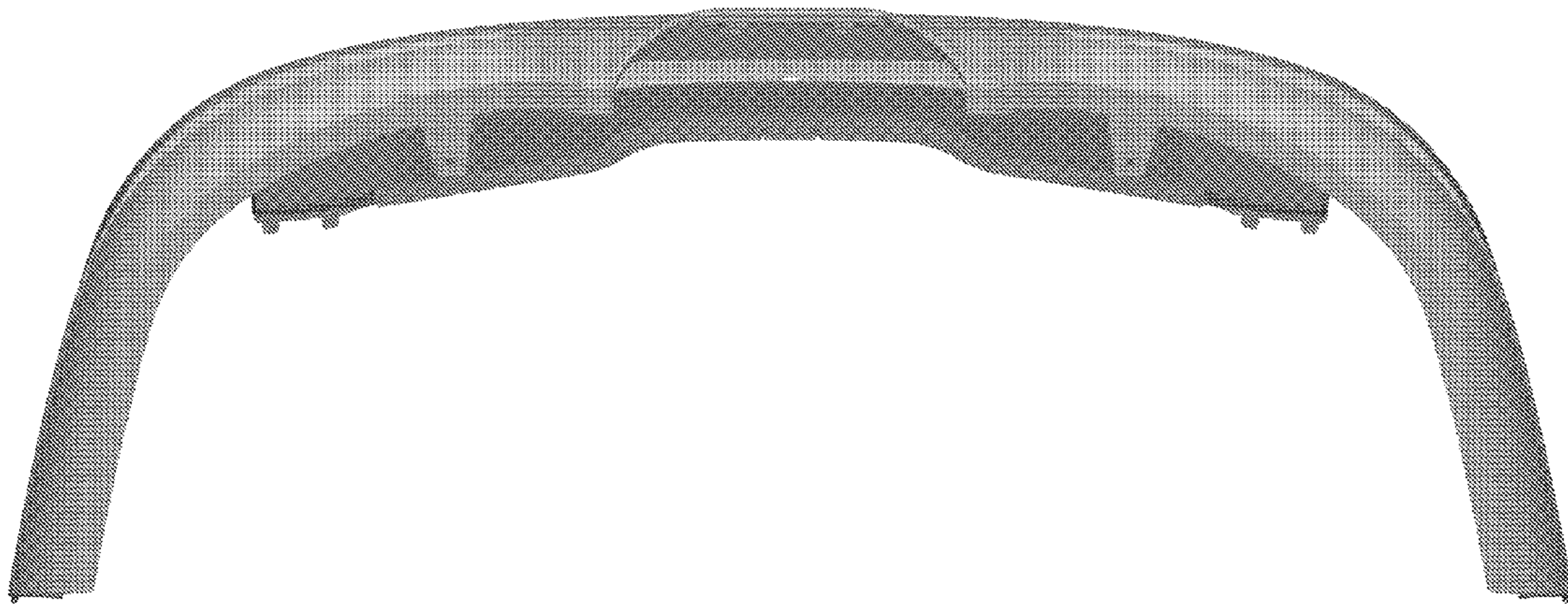


Figure 1

Figure 2



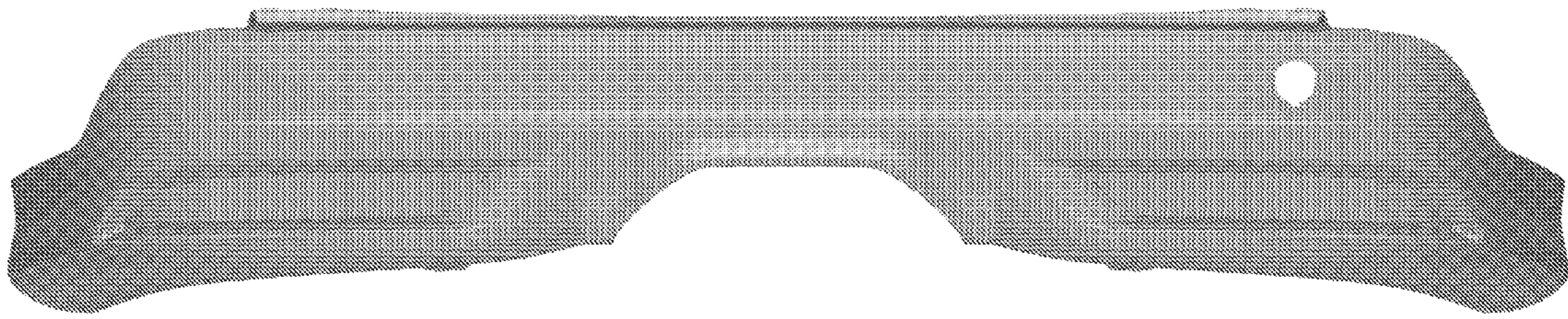


Figure 3

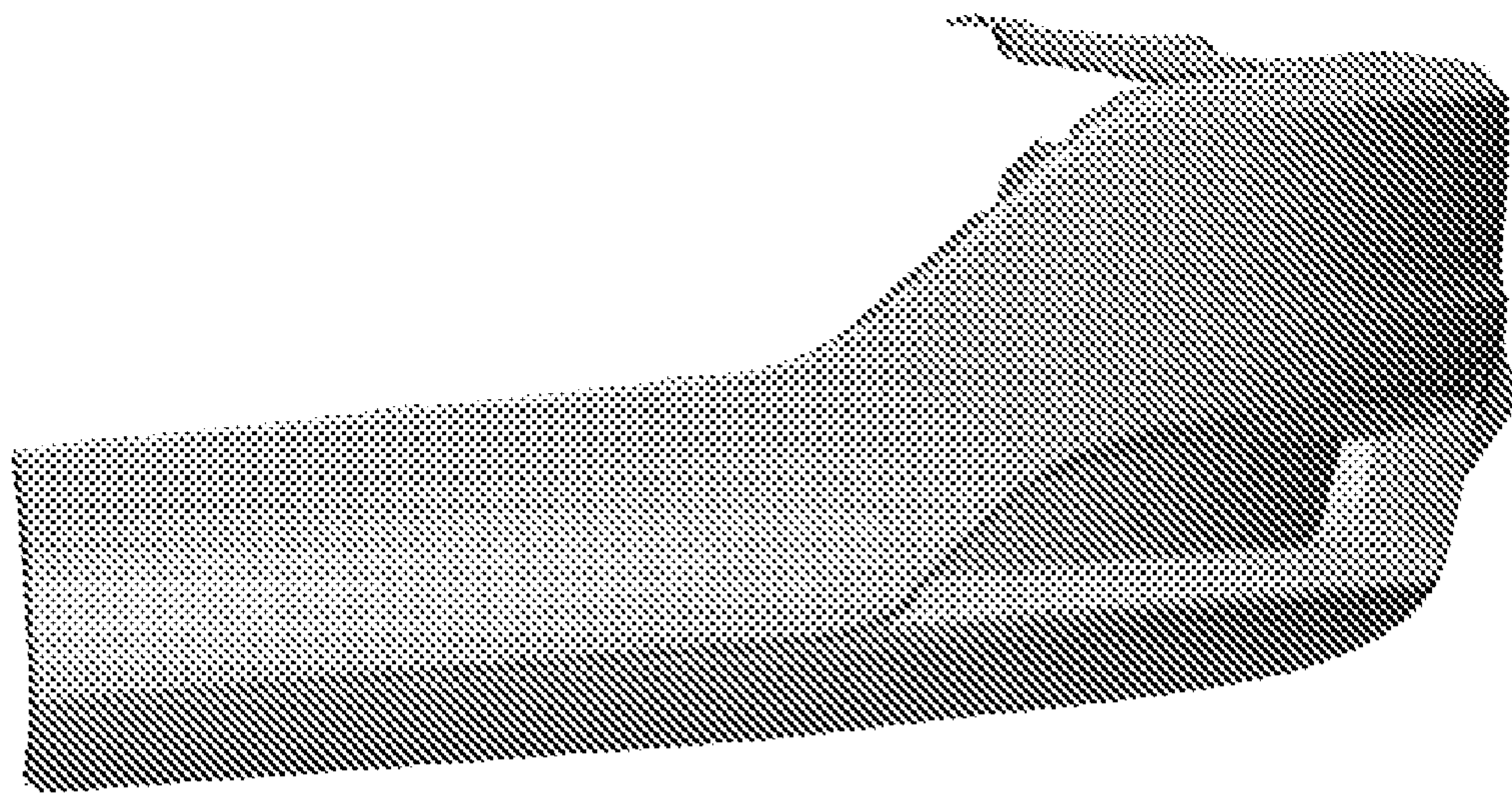


Figure 4

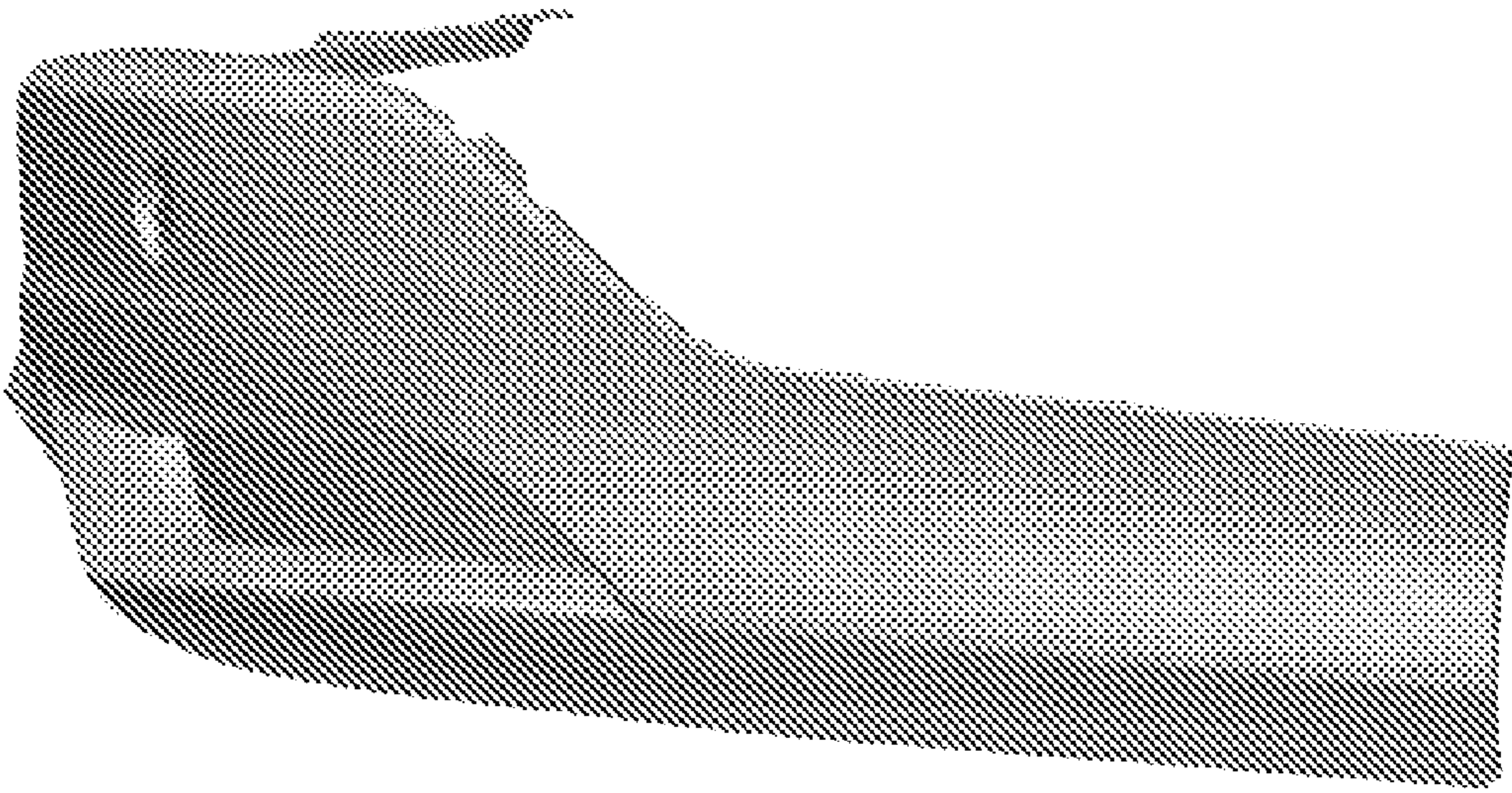


Figure 5

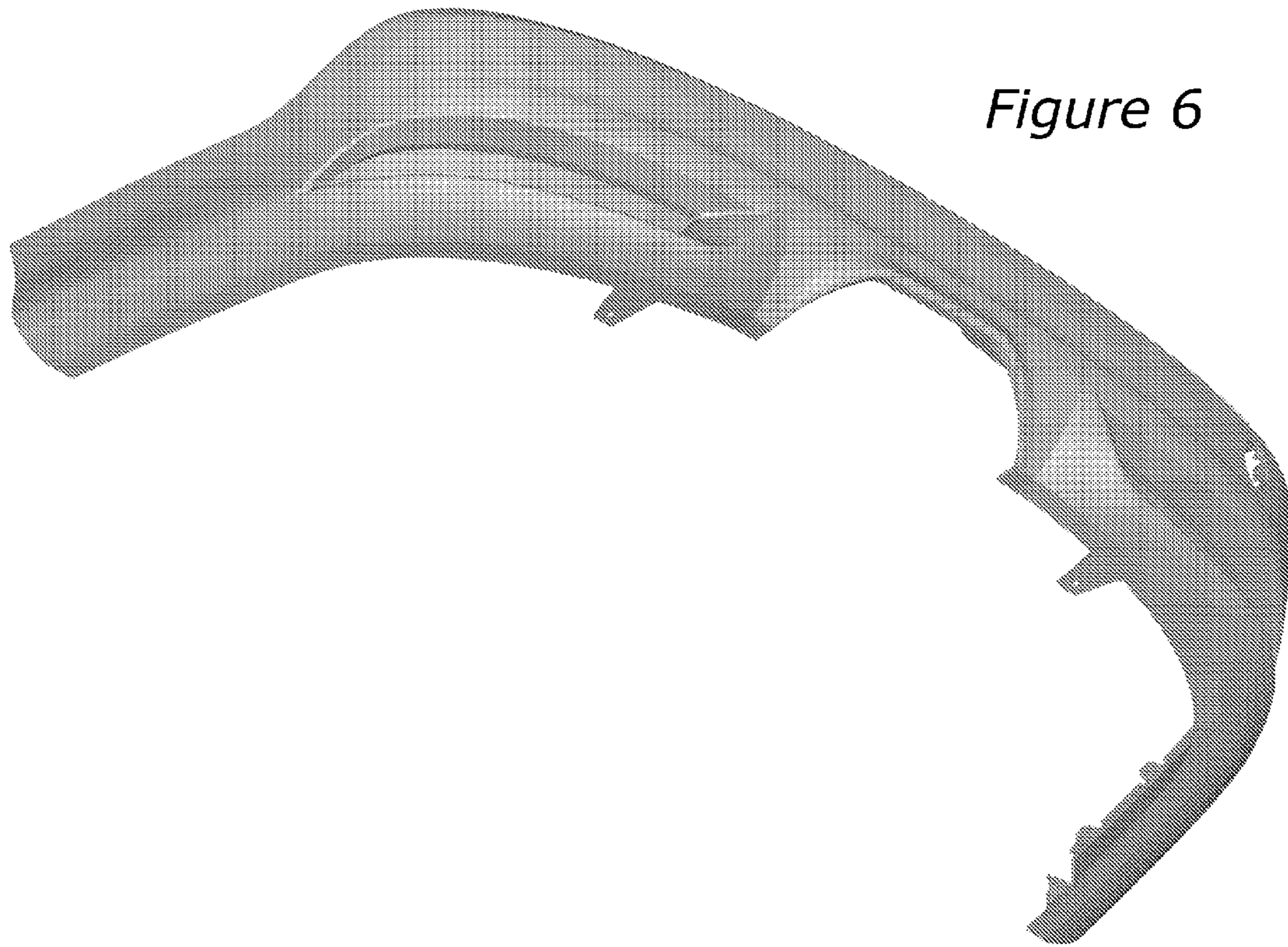


Figure 6

