



US00D637114S

(12) **United States Design Patent**  
**Ries**

(10) **Patent No.:** **US D637,114 S**

(45) **Date of Patent:** **\*\* May 3, 2011**

(54) **STORAGE TANK**

(75) **Inventor:** **Jason Wayne Ries, Valparaiso, IN (US)**

(73) **Assignee:** **Sabre Mfg., LLC, Knox, IN (US)**

(\*\*) **Term:** **14 Years**

(21) **Appl. No.:** **29/365,878**

(22) **Filed:** **Jul. 16, 2010**

(51) **LOC (9) Cl.** ..... **12-16**

(52) **U.S. Cl.** ..... **D12/95**

(58) **Field of Classification Search** ..... D12/95,  
D12/97, 218; 280/831, 835, 837, 423.1;  
220/1.5

See application file for complete search history.

(56) **References Cited**

**U.S. PATENT DOCUMENTS**

D353,352 S \* 12/1994 Holloway, Jr. .... D12/95  
6,152,492 A \* 11/2000 Markham et al. .... 280/837  
D442,520 S \* 5/2001 Wade ..... D12/95

6,279,955 B1 \* 8/2001 Fisher ..... 280/837  
D557,178 S \* 12/2007 Petzillo et al. .... D12/95  
7,815,222 B2 \* 10/2010 Markham ..... 280/837

\* cited by examiner

*Primary Examiner* — Melody N Brown

(74) *Attorney, Agent, or Firm* — Hartman & Hartman, P.C.;  
Gary M. Hartman; Domenica N. S. Hartman

(57) **CLAIM**

The ornamental design for a storage tank, as shown and described.

**DESCRIPTION**

FIG. 1 is a right, rear perspective view of a storage tank showing my new design;

FIG. 2 is a left, front perspective view thereof;

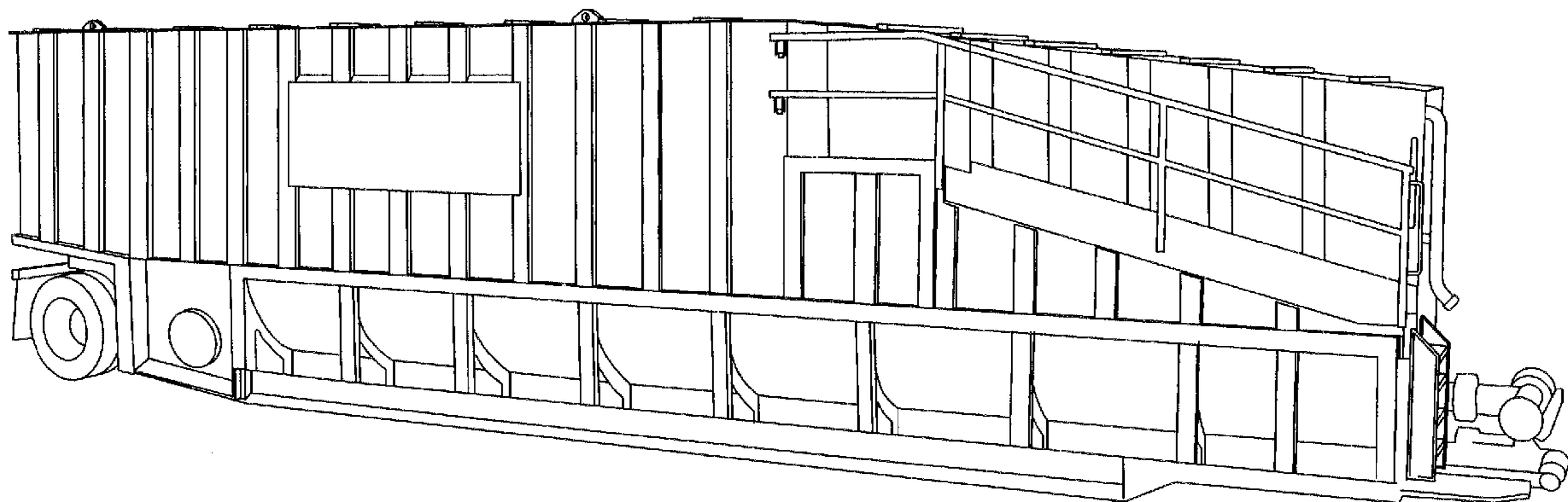
FIG. 3 is a front view of the storage tank of FIG. 1.

FIG. 4 is a rear view of the storage tank of FIG. 1; and,

FIG. 5 is a top view of the storage tank of FIG. 1.

The bottom of the storage tank is flat and devoid of surface ornamentation, and therefore not shown.

**1 Claim, 5 Drawing Sheets**



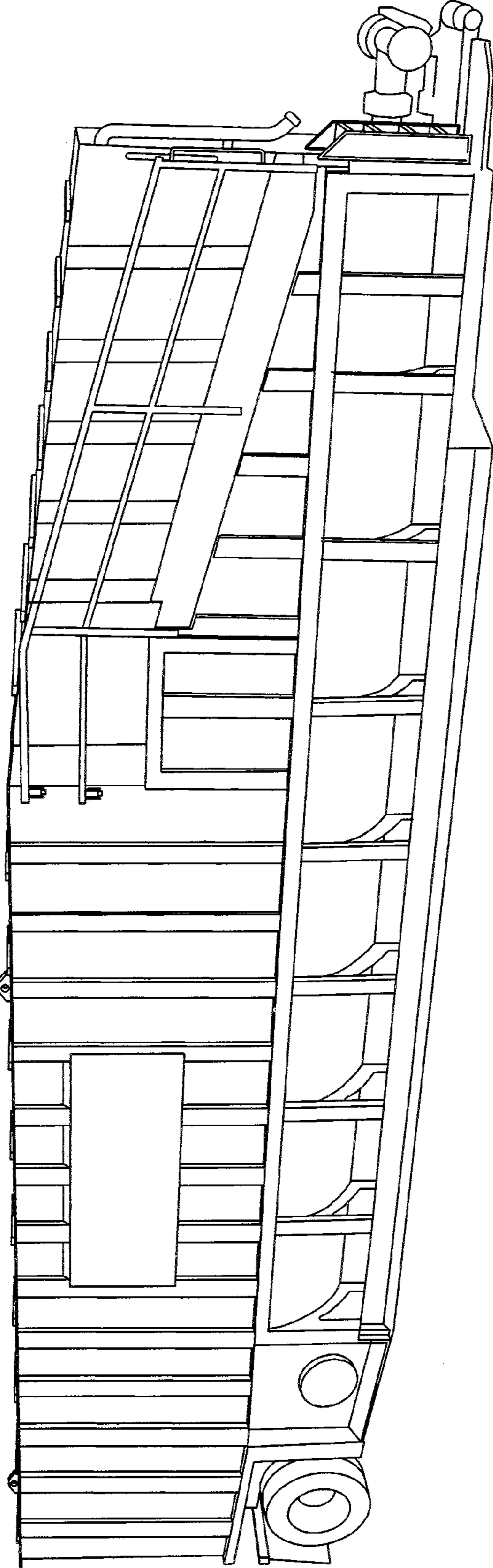


FIG.1

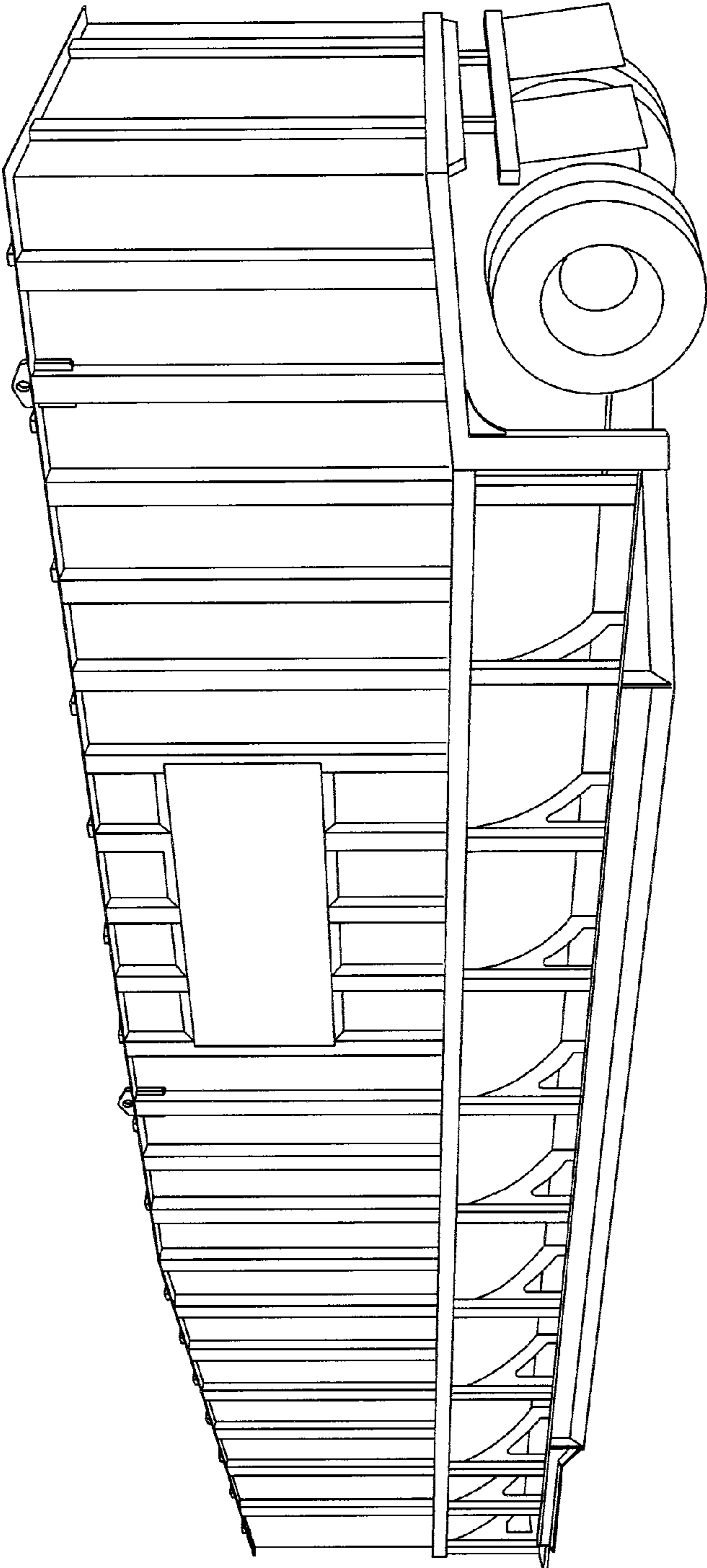


FIG.2




FIG.3

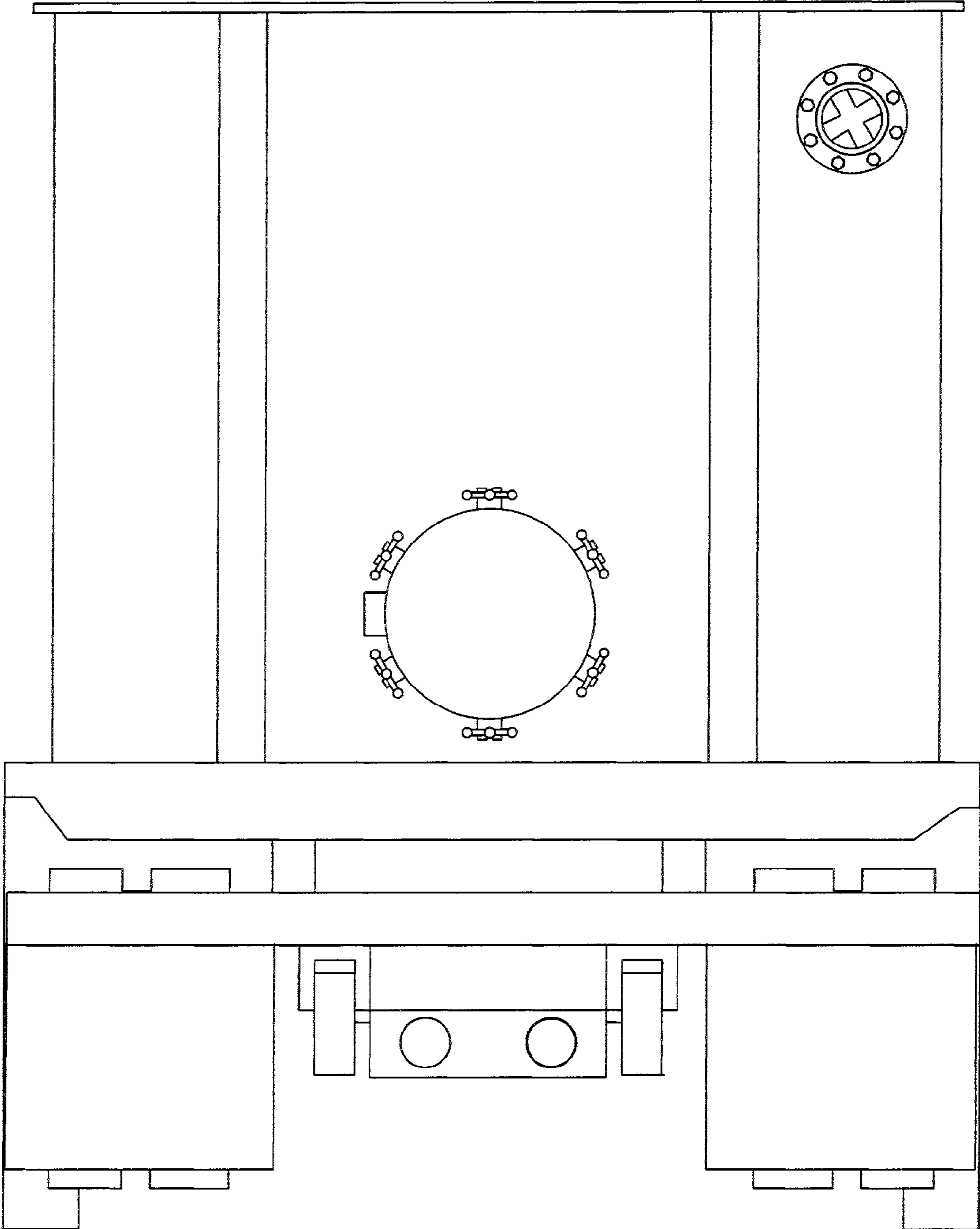


FIG.4

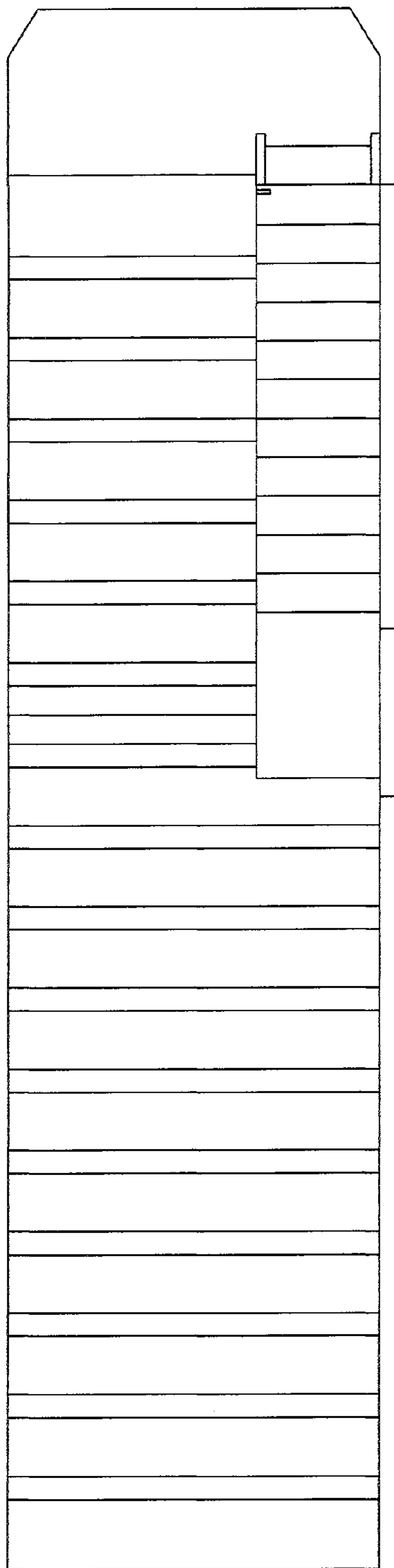


FIG.5