

US00D637110S

(12) **United States Design Patent**
Sperling et al.

(10) **Patent No.:** **US D637,110 S**

(45) **Date of Patent:** **** May 3, 2011**

(54) **AUTOMOBILE AND/OR TOY REPLICA THEREOF**

(75) Inventors: **Matthew Sperling**, Newport Beach, CA (US); **Peter Kim**, Newport Beach, CA (US); **Chung Lee**, Newport Beach, CA (US)

(73) Assignee: **Toyota Jidosha Kabushiki Kaisha**, Toyota-shi (JP)

(**) Term: **14 Years**

(21) Appl. No.: **29/362,109**

(22) Filed: **May 20, 2010**

(51) **LOC (9) Cl.** **12-08**

(52) **U.S. Cl.** **D12/91**

(58) **Field of Classification Search** D12/86,
D12/90-92, 88; D21/424, 433, 434; 296/181.1,
296/181.5

See application file for complete search history.

(56) **References Cited**

U.S. PATENT DOCUMENTS

D464,914 S	10/2002	Warkuss et al.	
D480,990 S	10/2003	Fujiyoshi	
D505,890 S	6/2005	Kubota et al.	
D510,543 S	10/2005	Matsuoka et al.	
D570,736 S	* 6/2008	Hayashi et al.	D12/91
D584,659 S	* 1/2009	Motozaki et al.	D12/91
D584,660 S	* 1/2009	Motozaki et al.	D12/91
D591,647 S	* 5/2009	Wang et al.	D12/91
D626,034 S	* 10/2010	Nakamura et al.	D12/91
D630,130 S	* 1/2011	Ito et al.	D12/91

OTHER PUBLICATIONS

Website: URL: http://www.netcarshow.com/gmc/2007-acadia/800x600/wallpaper_02.htm, GMC Acadia (date 2007).

Website: URL: http://www.netcarshow.com/toyota/2009-venza/800x600/wallpaper_13.htm, Toyota Venza (date 2009).

Website: URL: http://www.netcarshow.com/toyota/2008-highlander/800x600/wallpaper_1c.htm, Toyota Highlander (date 2008).

* cited by examiner

Primary Examiner — Melody N Brown

(74) *Attorney, Agent, or Firm* — Finnegan, Henderson, Farabow, Garrett & Dunner, LLP

(57) **CLAIM**

The ornamental design for an automobile and toy replica thereof, as shown and described.

DESCRIPTION

FIG. 1 is a front perspective view of an automobile and toy replica thereof of our new design;

FIG. 2 is a right side view thereof, the left side view being a mirror image thereof, with the exception of the fuel door which is not present on the left side;

FIG. 3 is a rear perspective view thereof;

FIG. 4 is a front view thereof;

FIG. 5 is a rear view thereof; and,

FIG. 6 is a top plan view thereof.

The bottom view of the automobile and toy replica forms no part of the claimed design.

1 Claim, 5 Drawing Sheets





FIG. 1




FIG. 2



FIG. 3




FIG. 4




FIG. 5




FIG. 6