



US00D637103S

(12) **United States Design Patent**
Lebail

(10) **Patent No.:** **US D637,103 S**

(45) **Date of Patent:** **** May 3, 2011**

(54) **EARRING**

(75) Inventor: **Wilfrid Lebail**, Paris (FR)

(73) Assignee: **Cartier Creation Studio SA** (CH)

(**) Term: **14 Years**

(21) Appl. No.: **29/365,899**

(22) Filed: **Jul. 16, 2010**

(51) **LOC (9) Cl.** **11-02**

(52) **U.S. Cl.** **D11/43**

(58) **Field of Classification Search** D11/40-4,
D11/79-85; 63/12, 13, 14.1-14.8

See application file for complete search history.

(56) **References Cited**

U.S. PATENT DOCUMENTS

D138,956 S *	10/1944	Karples	D11/75
D148,426 S *	1/1948	Katz	D11/75
D171,374 S *	2/1954	Katz	D11/148
D256,003 S *	7/1980	Barr	D11/43
D321,331 S *	11/1991	Royer	D11/43
D485,204 S *	1/2004	Sandberg	D11/43
D537,750 S *	3/2007	Allin	D11/45

D542,696 S *	5/2007	Cilluffo	D11/40
D550,582 S *	9/2007	Gruosi-Scheufele	D11/43
D603,289 S *	11/2009	Lebail	D11/43

* cited by examiner

Primary Examiner — Cathron C Brooks

Assistant Examiner — Melanie Levy

(74) *Attorney, Agent, or Firm* — Galbreath Law Offices,
P.C.; John A. Galbreath

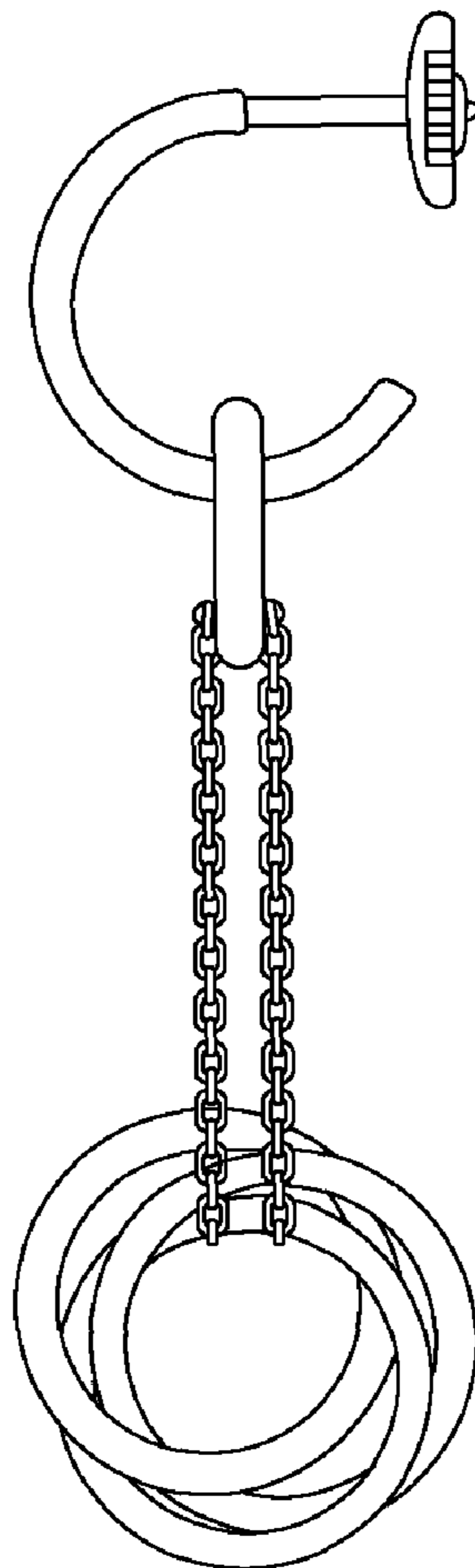
(57) **CLAIM**

The ornamental design for an earring, as shown and described.

DESCRIPTION

FIG. 1 is a front view of the invention;
FIG. 2 is a back view of the invention;
FIG. 3 is a side view of the invention;
FIG. 4 is a bottom view of the invention;
FIG. 5 is a top view of the invention;
FIG. 6 is another side view of the invention, showing the side opposite that shown in FIG. 3; and,
FIG. 7 is a perspective view of the invention.

1 Claim, 1 Drawing Sheet



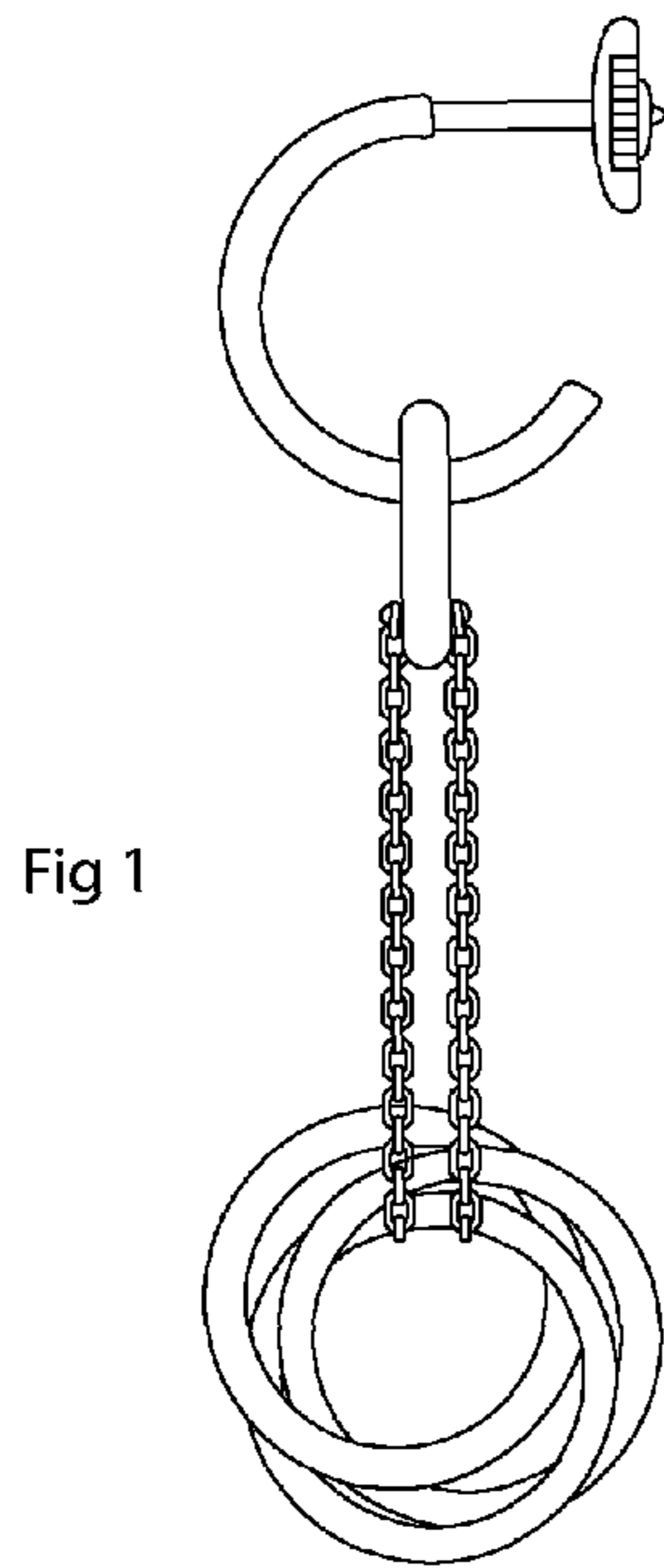


Fig 1

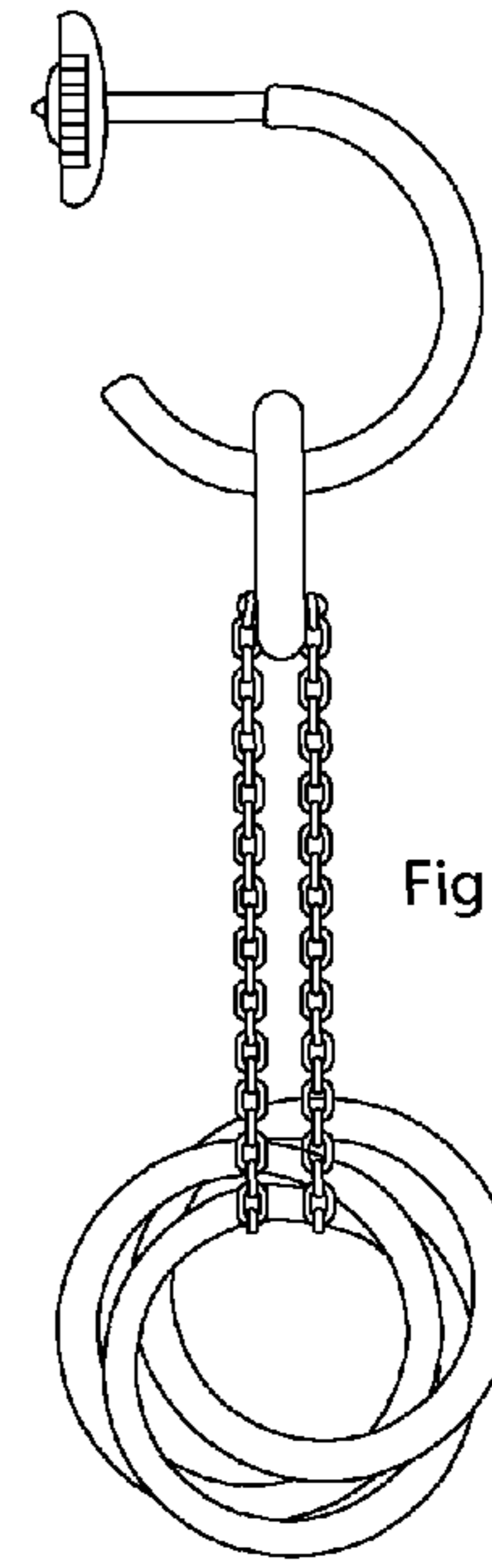


Fig 2




Fig 3

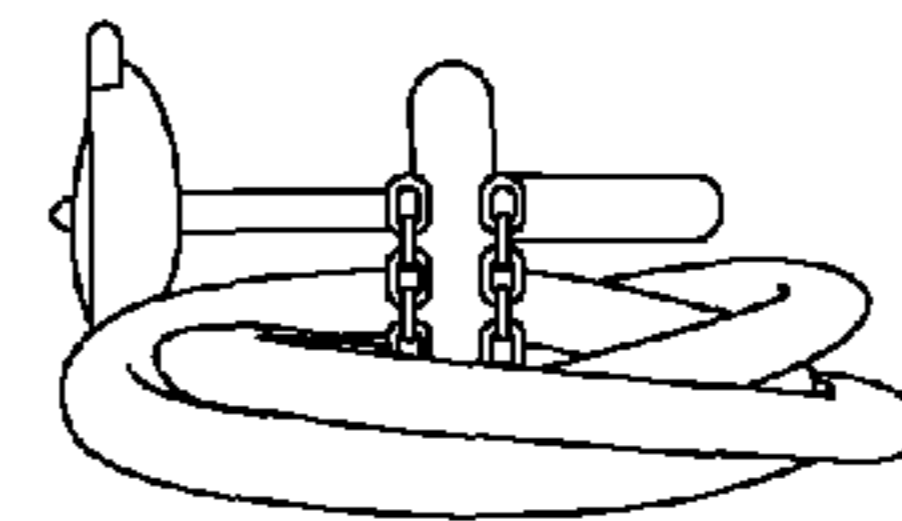


Fig 4

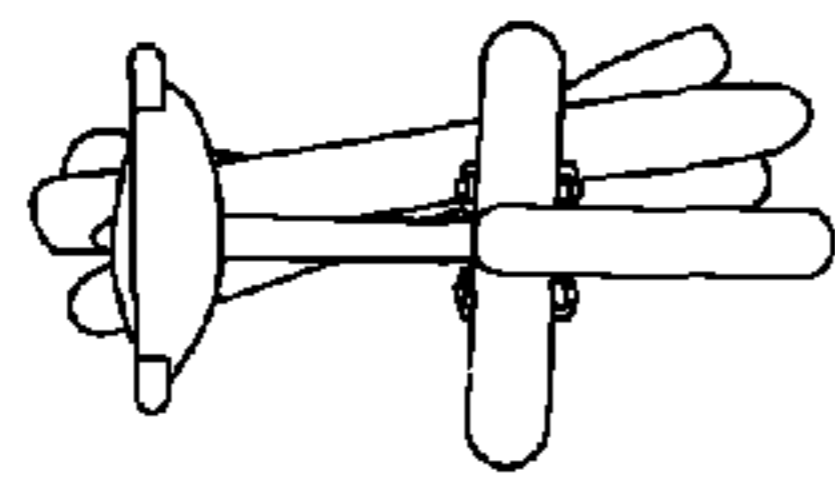


Fig 5




Fig 6

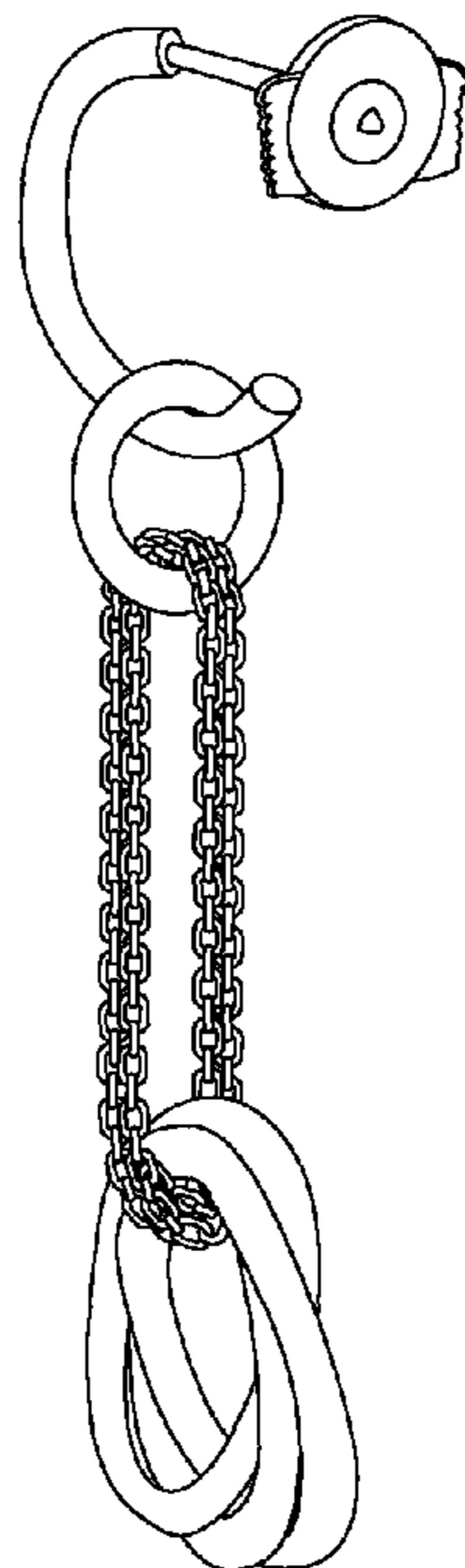


Fig 7