



US00D637100S

(12) **United States Design Patent**
Hayek et al.

(10) **Patent No.:** **US D637,100 S**
(45) **Date of Patent:** **** May 3, 2011**

(54) **BRACELET**

(56)

References Cited

(75) Inventors: **Nayla Hayek**, Schleinikon (CH); **Karin Aeschlimann**, La Neuveville (CH)

(73) Assignee: **The Swatch Group Management Services AG, (The Swatch Group Management Services SA), (The Swatch Group Management Services Ltd.)**, Biel/Bienne (CH)

(**) Term: **14 Years**

(21) Appl. No.: **29/344,138**

(22) Filed: **Sep. 24, 2009**

(30) **Foreign Application Priority Data**

Mar. 26, 2009 (WO) DM/071 561

(51) **LOC (9) Cl.** **11-01**

(52) **U.S. Cl.** **D11/3**

(58) **Field of Classification Search** D11/1-25,
D11/26, 39; 63/12, 13, 14, 3, 3.1, 3.2, 4,
63/5.1, 5.2, 6; D10/30-32

See application file for complete search history.

U.S. PATENT DOCUMENTS

D255,436	S	*	6/1980	Bogner et al.	D11/38
D293,302	S	*	12/1987	Schoepfer	D11/3
D303,639	S	*	9/1989	Wagner	D11/4
D312,593	S	*	12/1990	Bulgari	D11/4
D442,876	S	*	5/2001	Ventrella	D11/4
D447,077	S	*	8/2001	Sakamaki	D11/3
D459,674	S	*	7/2002	Razza	D11/39
D544,802	S	*	6/2007	Mouclier	D10/32
D620,813	S	*	8/2010	Hayek et al.	D10/32

* cited by examiner

Primary Examiner — Cathron C Brooks

Assistant Examiner — Melanie Levy

(74) *Attorney, Agent, or Firm* — Collen IP; Donald J. Ranft

(57)

CLAIM

The ornamental design for a bracelet, as shown and described.

DESCRIPTION

FIG. 1 is a front view of my new, original and ornamental design for a bracelet;

FIG. 2 is a rear view thereof;

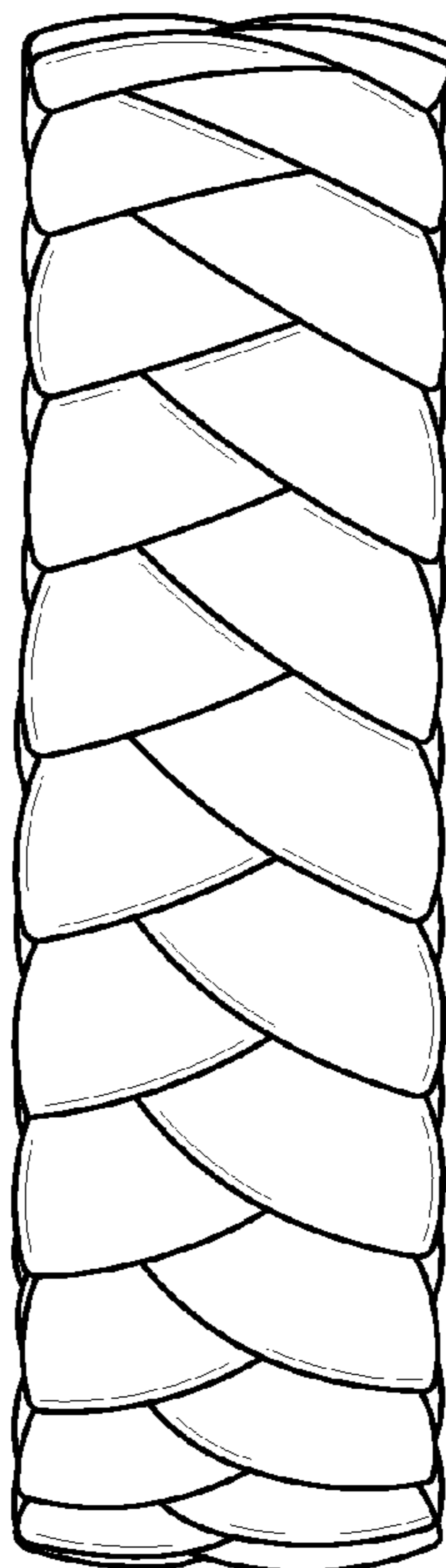
FIG. 3 is a right side view thereof;

FIG. 4 is a top view thereof;

FIG. 5 is a bottom view thereof; and,

FIG. 6 is a perspective view thereof.

1 Claim, 3 Drawing Sheets



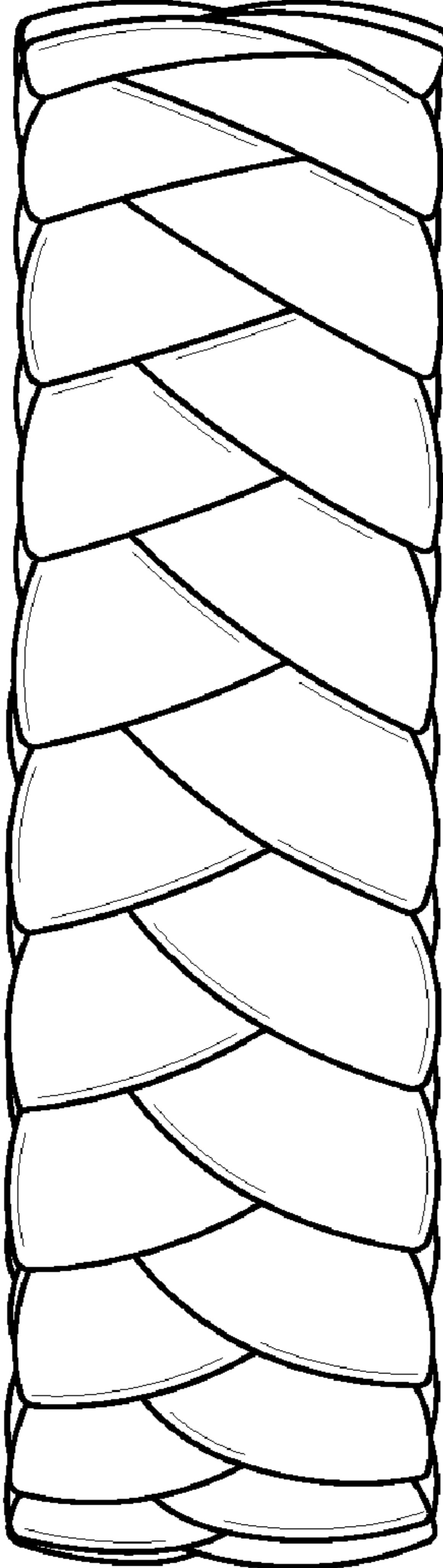


FIG. 1

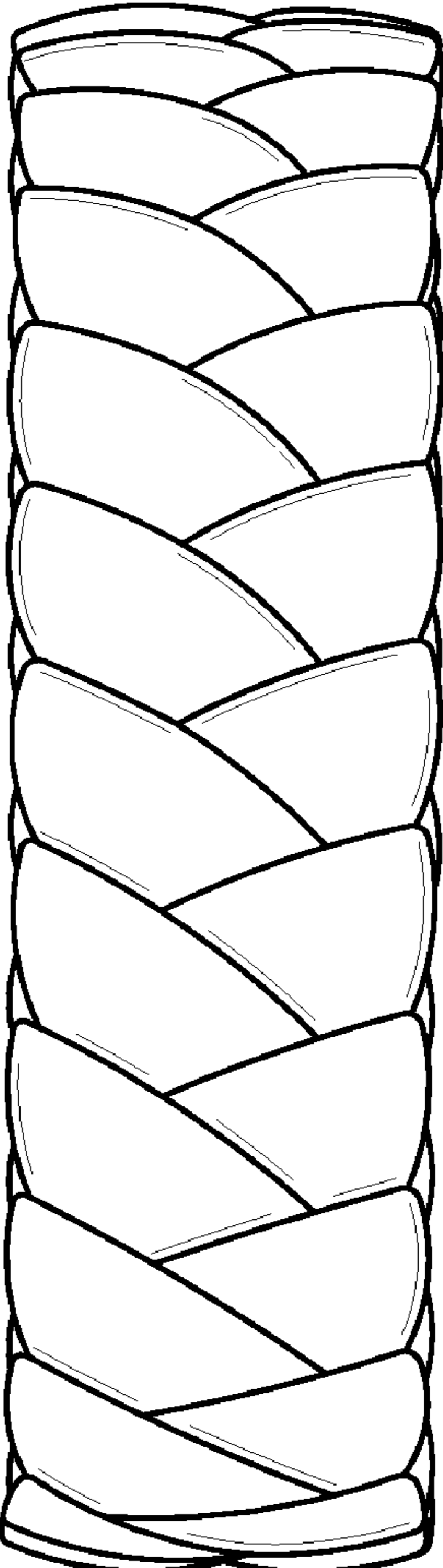


FIG. 2

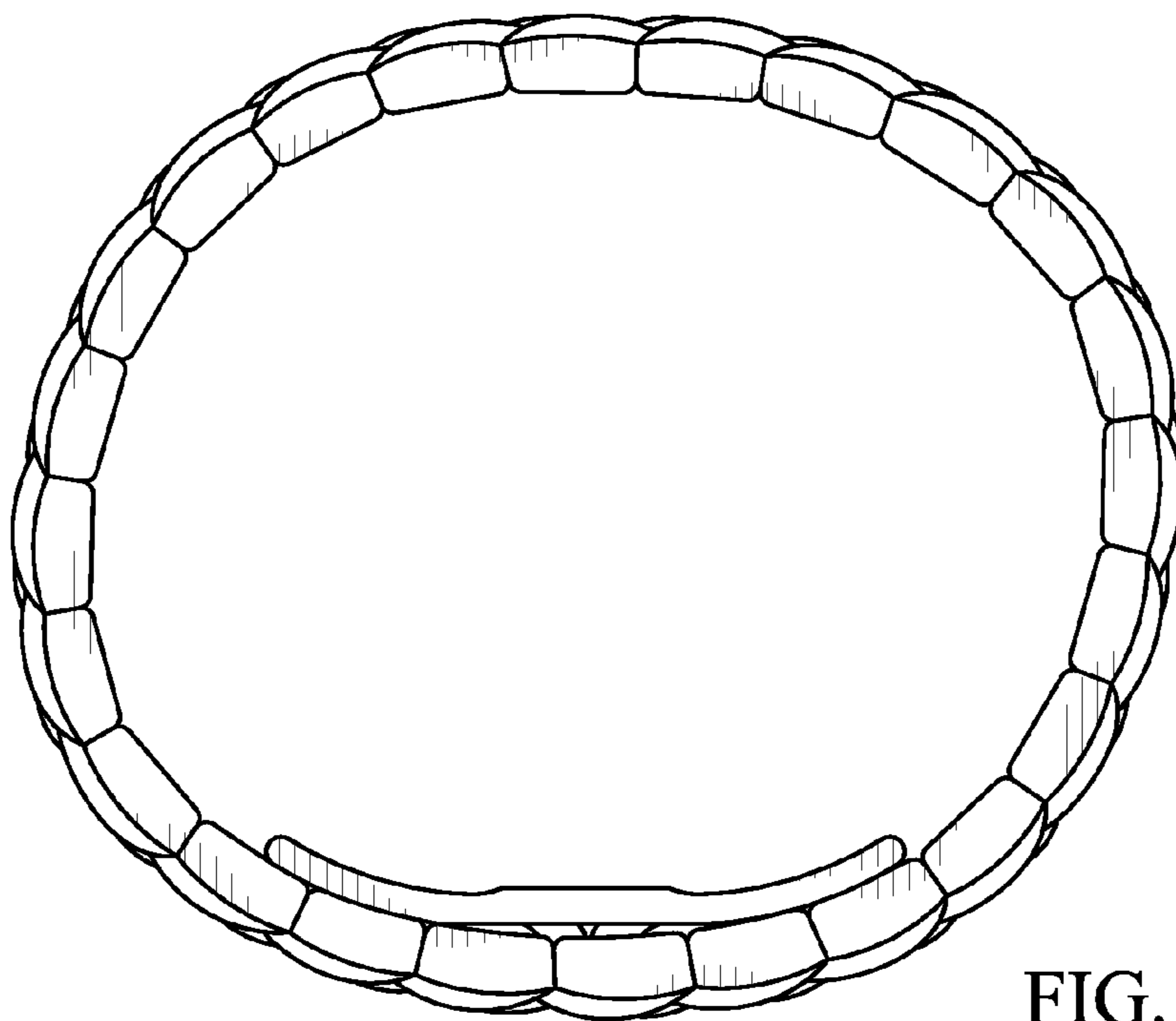


FIG. 3

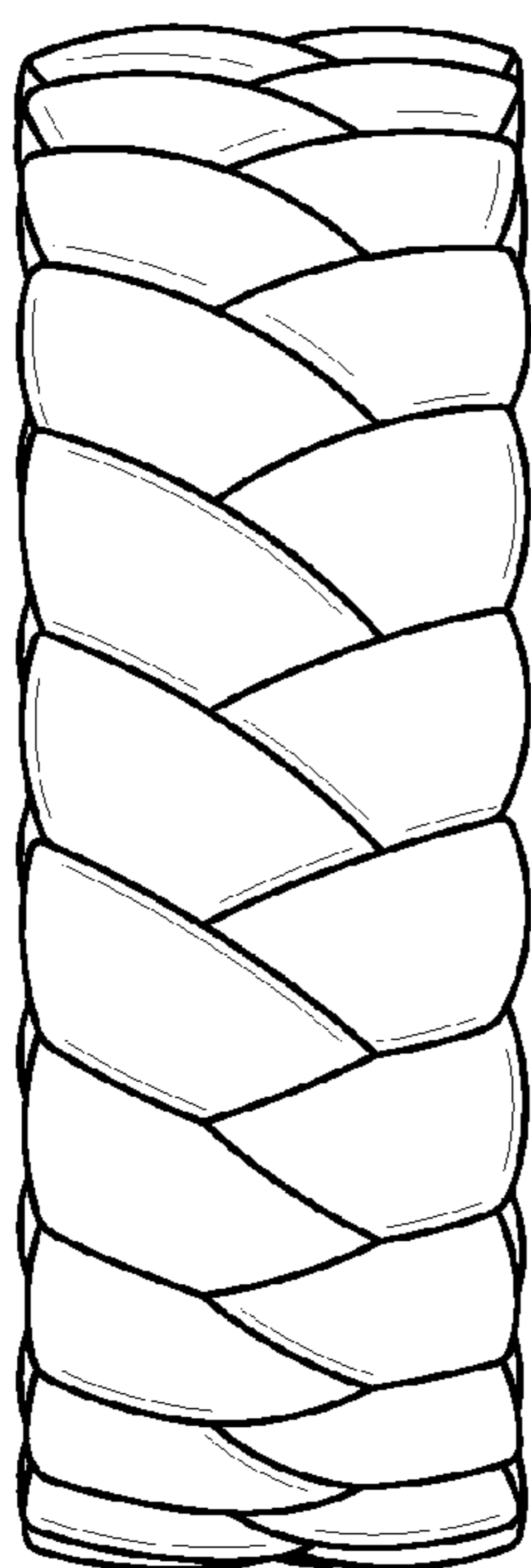


FIG. 4

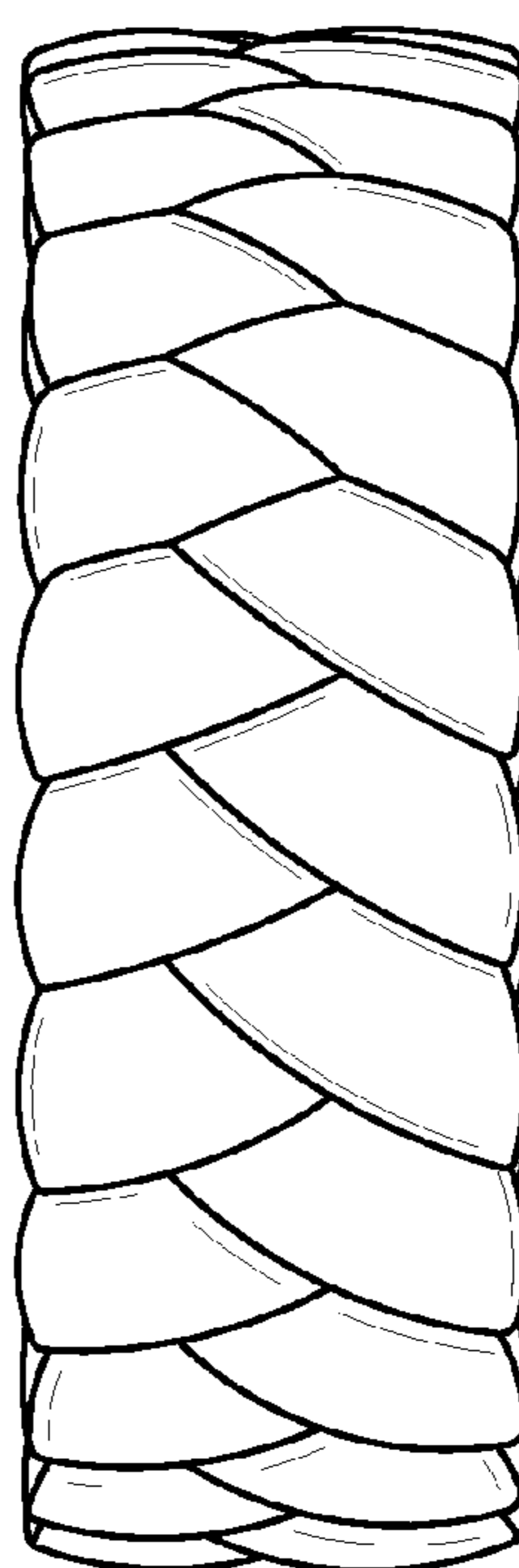


FIG. 5

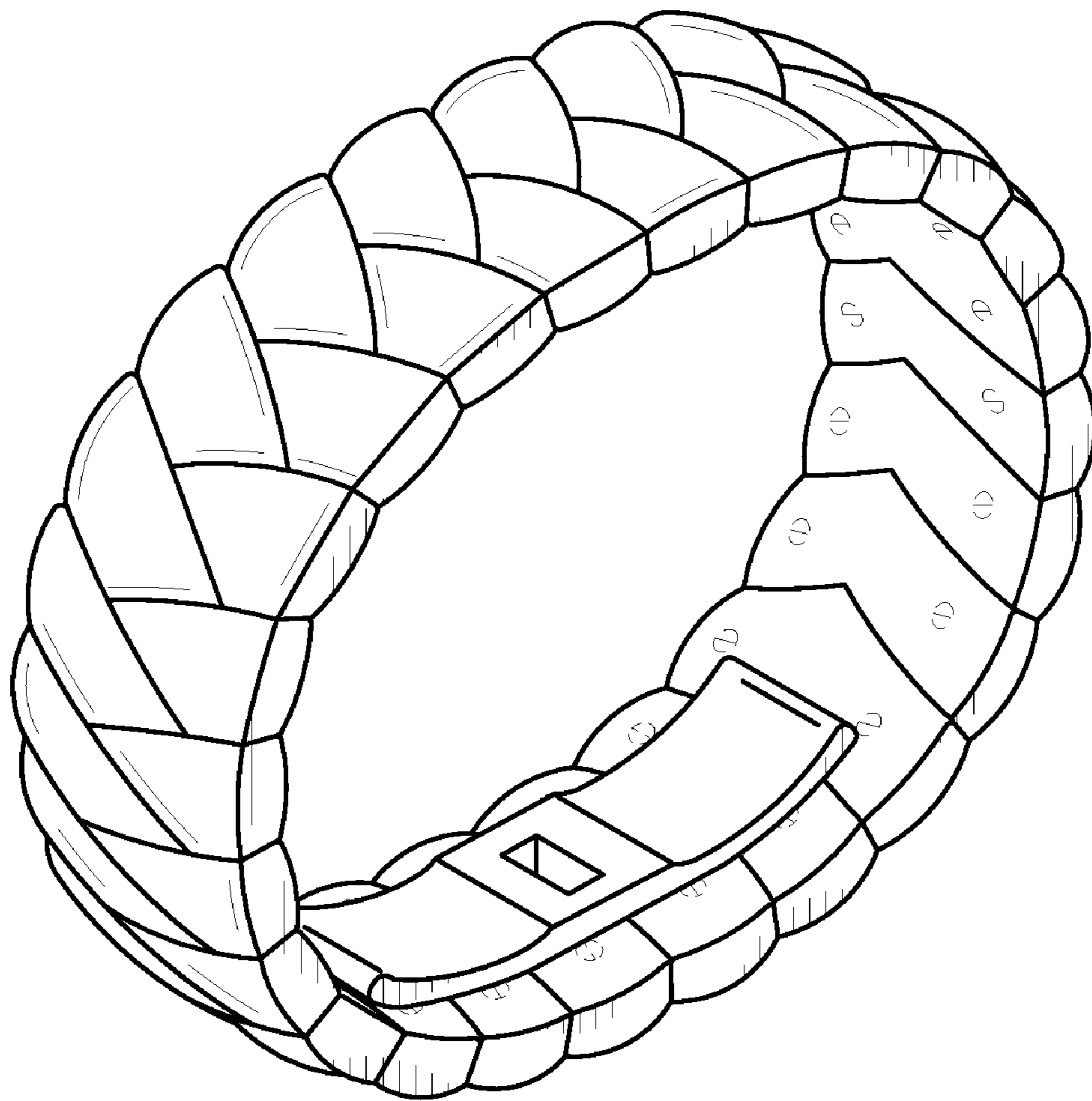


FIG. 6