



US00D637093S

(12) **United States Design Patent**  
**Salemi**

(10) **Patent No.:** **US D637,093 S**

(45) **Date of Patent:** **\*\* May 3, 2011**

(54) **WRISTWATCH**

(75) Inventor: **Jean-Marc Salemi**, Morges (CH)

(73) Assignee: **Daniel Roth et Gerald Genta Haute Horlogerie SA**, Meyrin (CH)

(\*\*) Term: **14 Years**

(21) Appl. No.: **29/341,699**

(22) Filed: **Aug. 11, 2009**

(30) **Foreign Application Priority Data**

Mar. 17, 2009 (WO) ..... DM/071 708

(51) **LOC (9) Cl.** ..... **10-02**

(52) **U.S. Cl.** ..... **D10/32**

(58) **Field of Classification Search** ..... D10/30-39,  
D10/122-132; 368/276, 281, 282, 285, 80,  
368/223, 228, 232

See application file for complete search history.

(56) **References Cited**

**U.S. PATENT DOCUMENTS**

D268,332 S *	3/1983	Weil	.....	D10/32
D346,974 S *	5/1994	Houlihan	.....	D10/38
D361,281 S *	8/1995	Roth	.....	D10/32
D365,286 S *	12/1995	Florian	.....	D10/32
D390,791 S *	2/1998	Kubisch	.....	D10/39
D437,791 S *	2/2001	Roden	.....	D10/32
D440,514 S *	4/2001	Gruosi	.....	D10/125
D451,825 S *	12/2001	Hanagata	.....	D10/30
D470,777 S *	2/2003	Ramazzina	.....	D10/30

D479,135 S *	9/2003	Emmenegger	.....	D10/30
D496,289 S *	9/2004	Kojima et al.	.....	D10/30
D497,109 S *	10/2004	Itsubo	.....	D10/30
D506,935 S *	7/2005	Dreyfuss	.....	D10/32
D526,213 S *	8/2006	Moriai et al.	.....	D10/38
D534,084 S *	12/2006	Linde	.....	D10/39
D536,266 S *	2/2007	Tomimatsu	.....	D10/38
D539,669 S *	4/2007	Vaptzarof	.....	D10/31
D539,674 S *	4/2007	Vaptzarof	.....	D10/38
D543,872 S *	6/2007	Garcia	.....	D10/38
D548,625 S *	8/2007	Schoepfer	.....	D10/39
D578,022 S *	10/2008	Salemi	.....	D10/32

\* cited by examiner

*Primary Examiner* — Lucy Lieberman

(74) *Attorney, Agent, or Firm* — Sughrue Mion, PLLC

(57) **CLAIM**

The ornamental design for a a wristwatch, as shown and described.

**DESCRIPTION**

FIG. 1 is a front elevational view of a wristwatch showing my new design;

FIG. 2 is a perspective view of the front and right side thereof;

FIG. 3 is a right elevational view thereof;

FIG. 4 is a rear elevational view thereof;

FIG. 5 is a left elevational view thereof;

FIG. 6 is a bottom plan view thereof;

FIG. 7 is a top plan view thereof; and,

FIG. 8 is a rear elevational view of the timepiece thereof.

The wristband has been omitted in FIG. 8 for clarity of illustration.

**1 Claim, 8 Drawing Sheets**





FIG. 1



FIG. 2



FIG. 3




FIG. 4




FIG. 5




FIG. 6



FIG. 7





FIG. 8