

US00D637091S

(12) **United States Design Patent**
Nottingham et al.

(10) **Patent No.:** **US D637,091 S**
(45) **Date of Patent:** **** May 3, 2011**

(54) **PACKAGE FOR CONSUMABLE PRODUCTS**
(75) Inventors: **John W. Nottingham**, Bratehanl, OH (US); **Craig Saunders**, Rocky River, OH (US); **Lindsey Tufts, Jr.**, Eastlake, OH (US)
(73) Assignee: **Wm. Wrigley Jr. Company**, Chicago, IL (US)

D439,155 S	3/2001	Lewis	
D505,320 S	5/2005	Gattefosse et al.	
D515,915 S *	2/2006	Karim	D9/707
D515,942 S *	2/2006	Hamblin et al.	D9/756
D522,376 S	6/2006	Hales	
D530,626 S *	10/2006	Tanja	D9/761
D535,196 S *	1/2007	Ueda et al.	D9/756
D537,735 S *	3/2007	Fountoulakis	D9/756
7,247,329 B2 *	7/2007	Mattisson	426/108
D549,094 S *	8/2007	Oner et al.	D9/425
D575,147 S *	8/2008	Ruybal	D99/34
D620,787 S *	8/2010	Moriya	D9/416

(**) Term: **14 Years**

(21) Appl. No.: **29/351,058**

(22) Filed: **Nov. 30, 2009**

(51) **LOC (9) Cl.** **09-03**

(52) **U.S. Cl.** **D9/756; D9/418**

(58) **Field of Classification Search** D9/737, D9/416, 420-426, 417, 432, 414, 499, 734, D9/730, 702, 756, 418, 732, 415, 430; D7/629; D3/201, 263; 206/0.6, 0.7, 0.5, 0.81, 484.1, 206/484.2, 484, 813, 815, 824, 828; 229/906, 229/235, 238, 239; 220/375-377, 500, 675
See application file for complete search history.

(56) **References Cited**

U.S. PATENT DOCUMENTS

D217,337 S	4/1970	Daw	
5,503,858 A *	4/1996	Reskow	426/119
D380,962 S *	7/1997	Trigger	D9/415
D399,134 S *	10/1998	Lidle, Jr.	D9/757
D424,425 S *	5/2000	Ngai	D9/756
D425,416 S *	5/2000	Denham et al.	D9/416
D426,152 S *	6/2000	Denham et al.	D9/416

FOREIGN PATENT DOCUMENTS

EM	RCD00072404-0003	6/2007
EM	RCD00720404-0004	6/2007

* cited by examiner

Primary Examiner — Mark A Goodwin

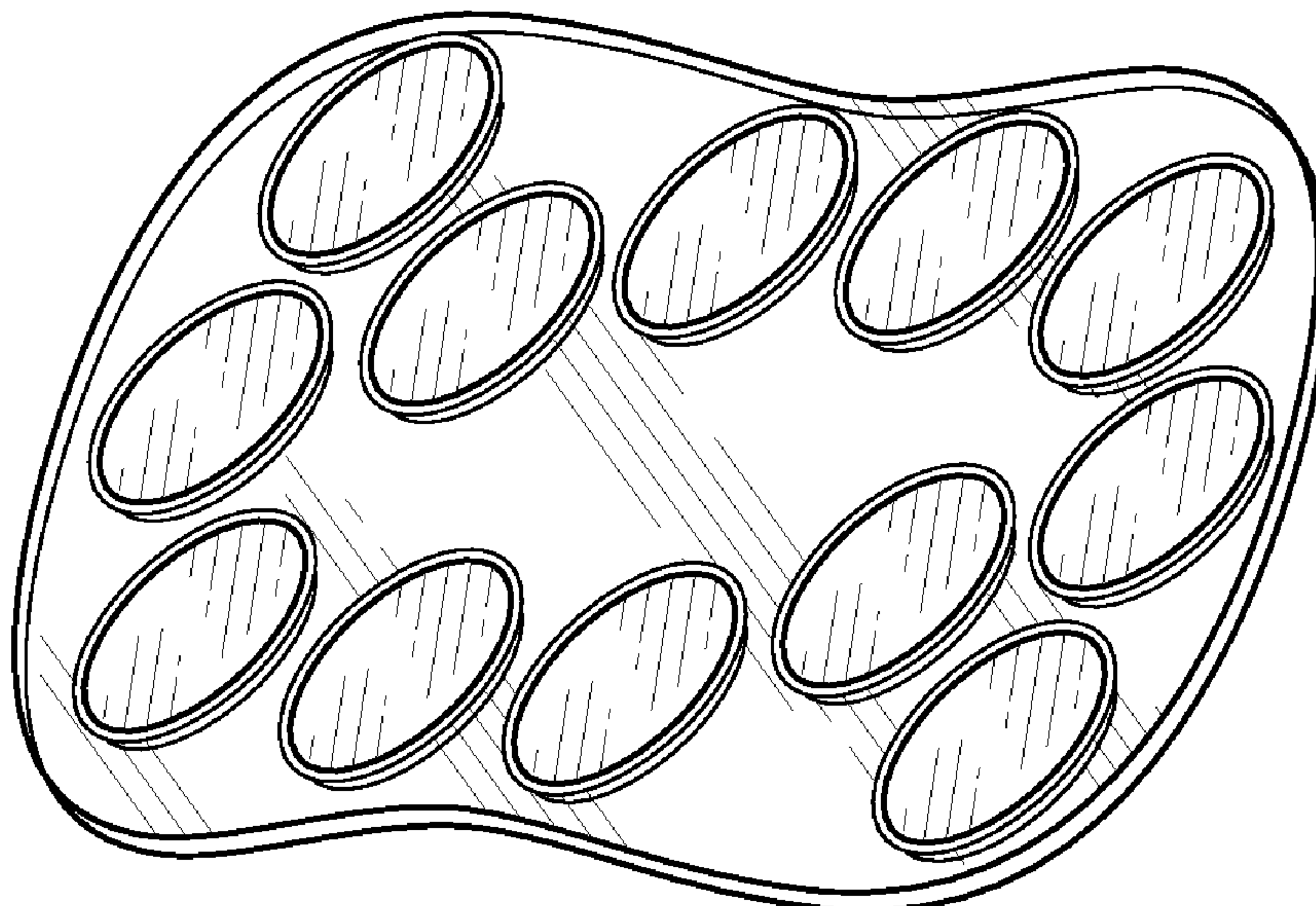
(57) **CLAIM**

The ornamental design for a package for consumable products, as shown and described.

DESCRIPTION

FIG. 1 is a top, front, and right side perspective view of a package for consumable products showing our new design; FIG. 2 is a top plan view therefore; FIG. 3 is a front elevation view thereof; FIG. 4 is a rear elevation view thereof; FIG. 5 is a right side elevation view thereof; FIG. 6 is a left side elevation view thereof; and, FIG. 7 is a perspective view thereof shown in use with a cover. The cover shown in broken lines forms no part of the claimed design.

1 Claim, 2 Drawing Sheets



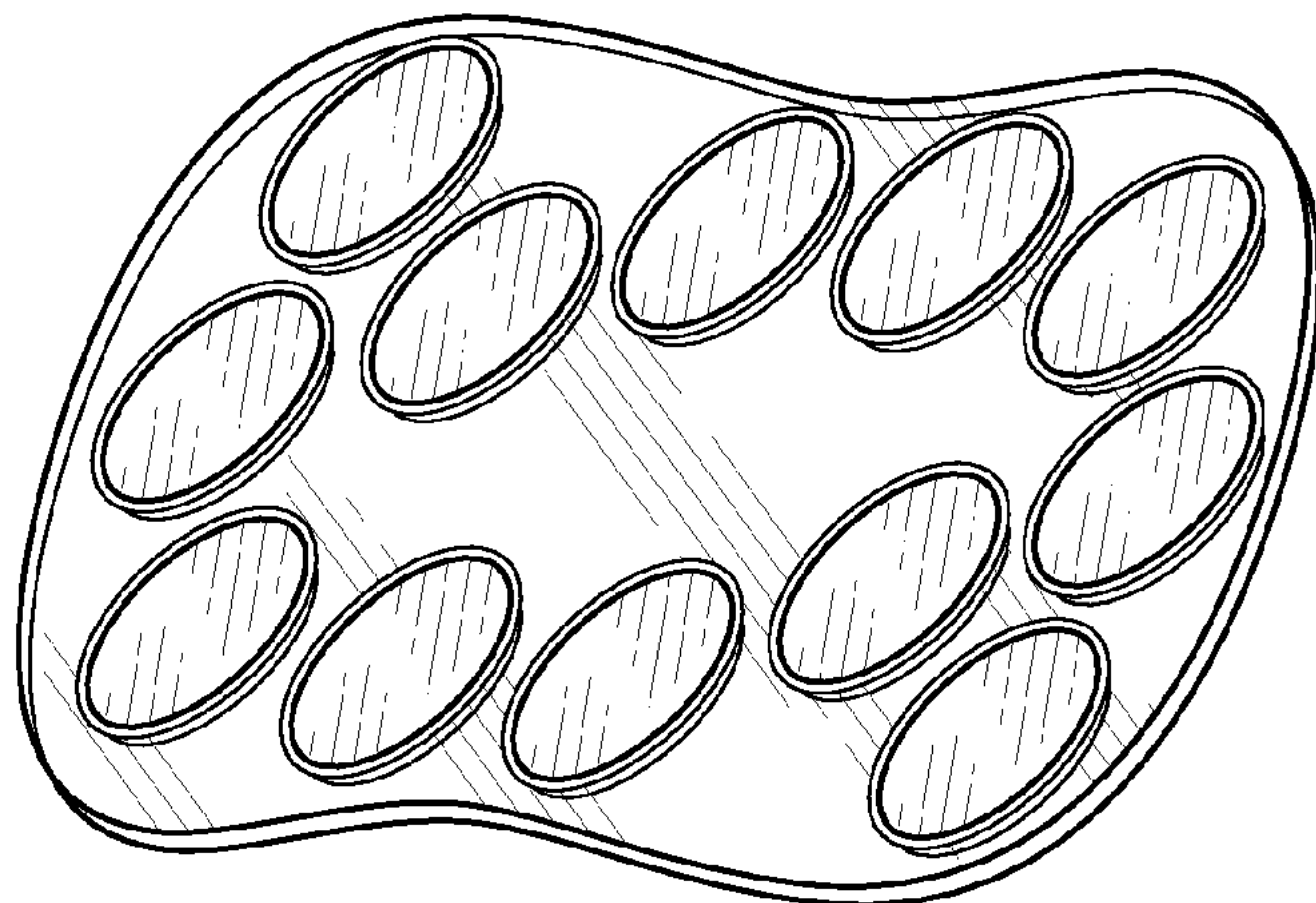


FIG. 1

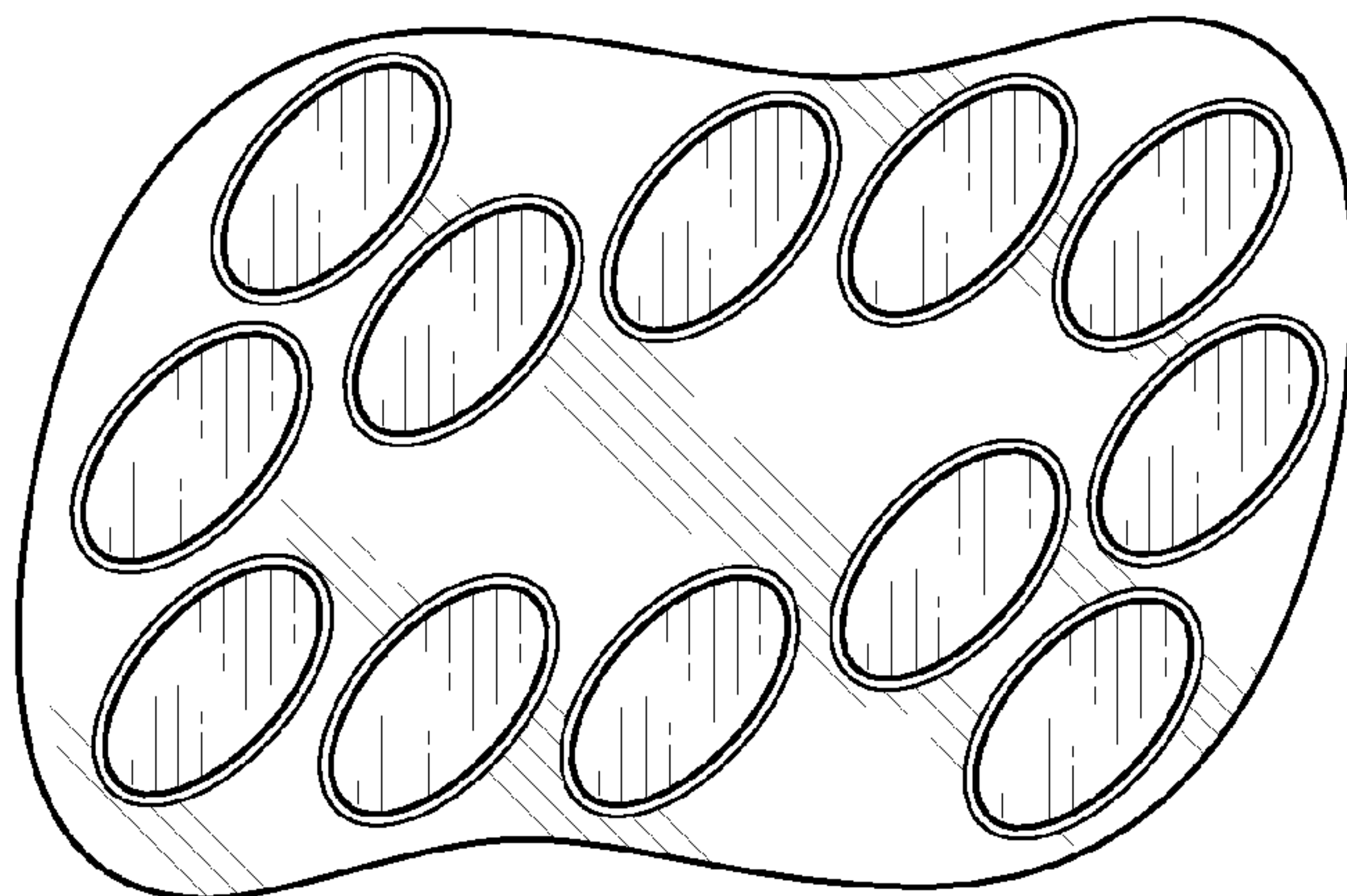


FIG. 2




FIG. 3




FIG. 4




FIG. 5




FIG. 6

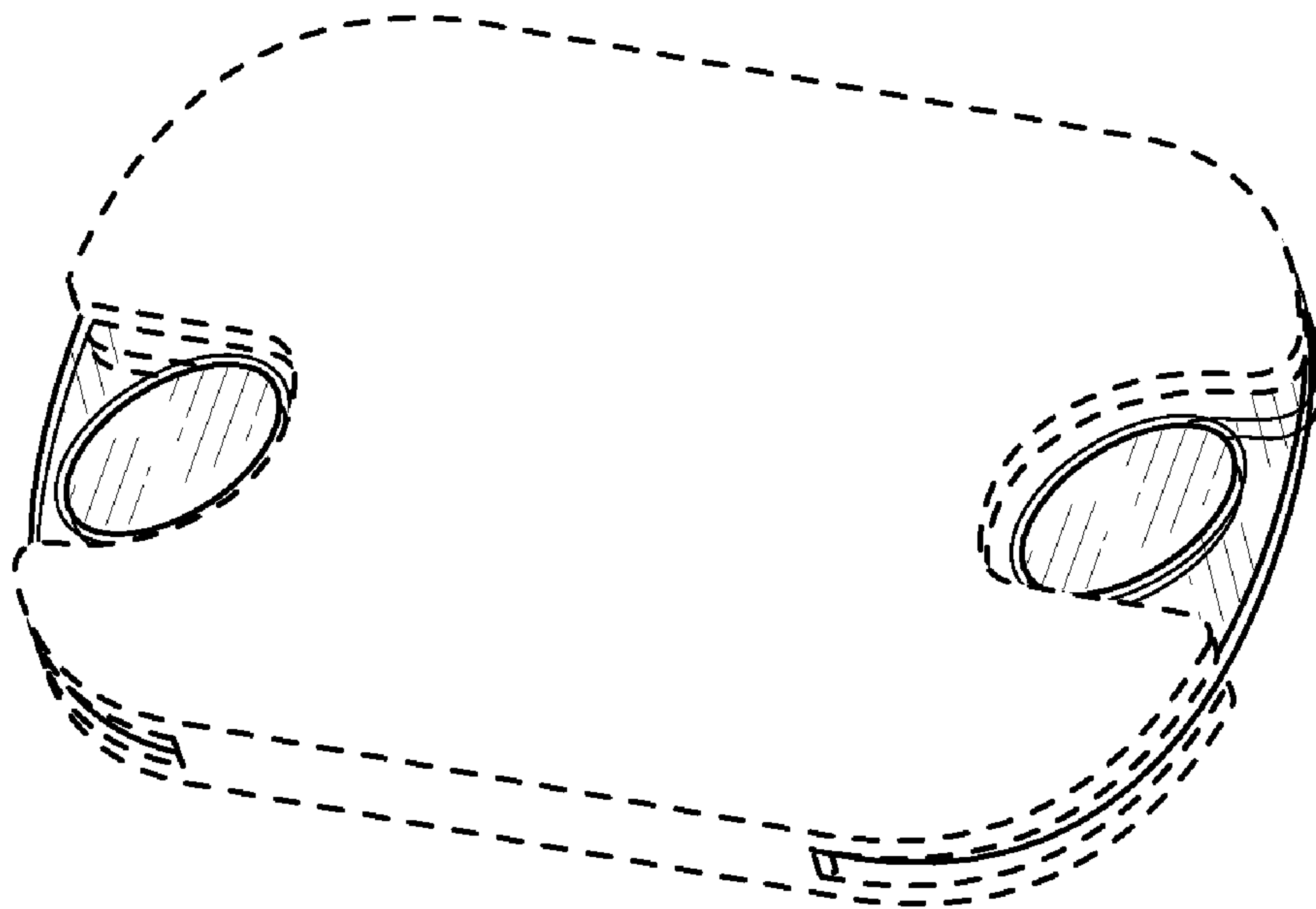


FIG. 7