



US00D637090S

(12) **United States Design Patent**
Stuiber et al.

(10) **Patent No.:** **US D637,090 S**
(45) **Date of Patent:** **** May 3, 2011**

- (54) **SEASONING PACKAGE**
- (75) Inventors: **Deborah Stuiber**, Baltimore, MD (US);
Lisa Charyszyn, Baltimore, MD (US)
- (73) Assignee: **McCormick & Company, Incorporated**, Sparks, MD (US)
- (**) Term: **14 Years**
- (21) Appl. No.: **29/377,806**
- (22) Filed: **Oct. 26, 2010**

| | | |
|-----------------|---------|----------------------------|
| 5,664,670 A | 9/1997 | Cozzie |
| D387,977 S | 12/1997 | Kallgren |
| 5,695,798 A | 12/1997 | Rozzan |
| 6,093,430 A | 7/2000 | Gupta |
| 6,138,905 A | 10/2000 | Hachenski |
| D544,370 S | 6/2007 | Tuccillo |
| D548,618 S | 8/2007 | Ferguson et al. |
| D588,471 S | 3/2009 | Fluegel et al. |
| D597,418 S | 8/2009 | Stojek |
| D598,785 S | 8/2009 | Stojek |
| D614,045 S | 4/2010 | Gaudenzi et al. |
| D628,090 S * | 11/2010 | Stuiber et al. D9/732 |
| 2002/0079240 A1 | 6/2002 | Kelley |

(Continued)

Related U.S. Application Data

- (62) Division of application No. 29/336,710, filed on May 7, 2009, now Pat. No. Des. 628,090.
- (51) **LOC (9) Cl.** **09-01**
- (52) **U.S. Cl.** **D9/732**
- (58) **Field of Classification Search** D9/414, D9/415, 418, 430, 432, 433, 730, 732, 737, D9/756, 757, 758, 761, 762; 220/500; 206/5, 206/5.1, 216, 461, 462, 524.1, 527, 528, 206/531, 532, 538, 539, 546-566; D6/512, D6/515, 516; D3/201, 203.1, 203.2, 203.3, D3/264; D21/100, 102, 107, 121, 218
See application file for complete search history.

FOREIGN PATENT DOCUMENTS

GB 2 292134 2/1996
(Continued)

Primary Examiner — Thomas J Johannes
(74) *Attorney, Agent, or Firm* — Oblon, Spivak, McClelland, Maier & Neustadt, L.L.P.

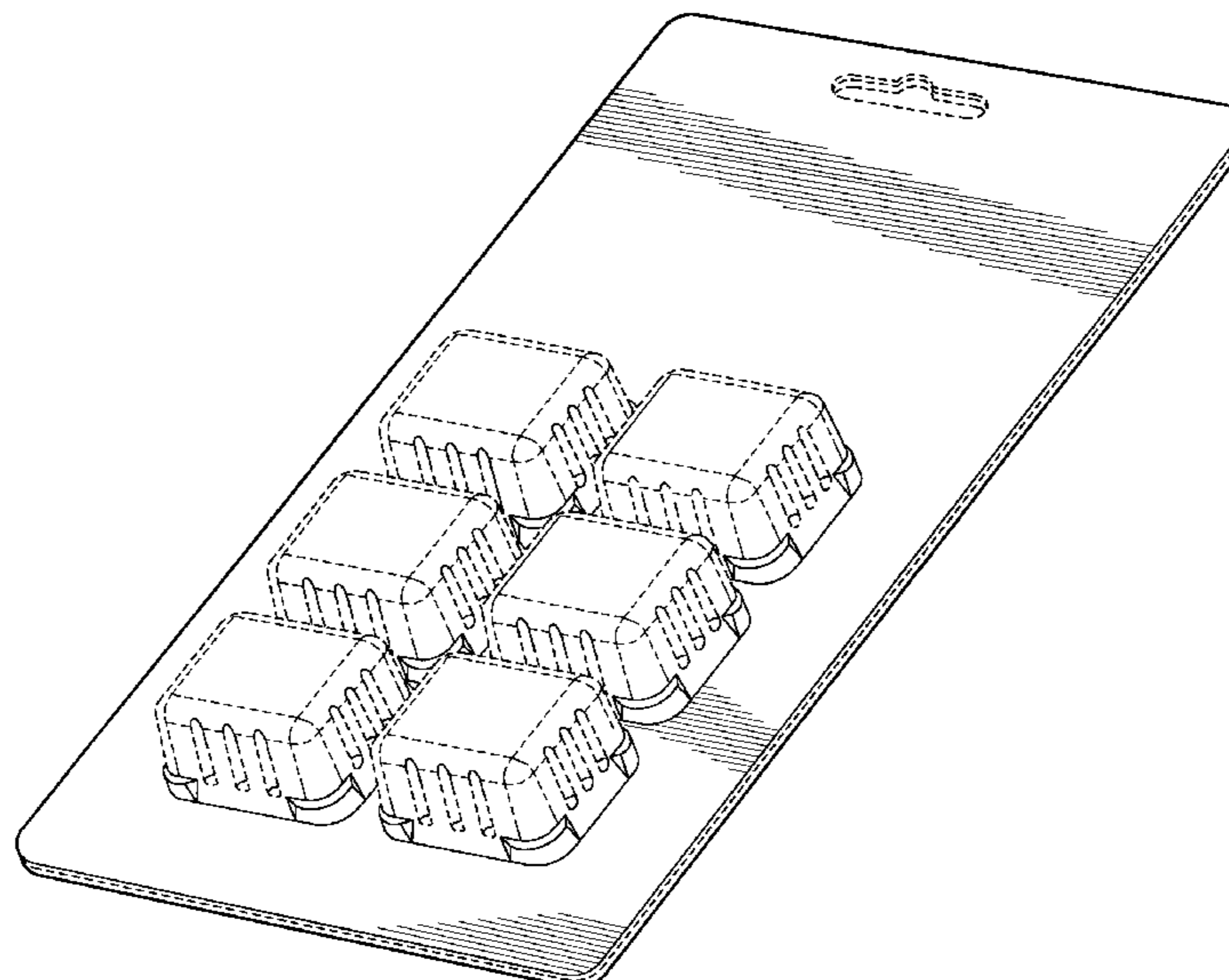
(57) **CLAIM**
The ornamental design for a seasoning package, as shown and described.

DESCRIPTION

FIG. 1 is a front elevational view of a seasoning package showing our new design; FIG. 2 is a right side elevational view thereof, the left side elevational view being a mirror image of the side view shown; FIG. 3 is a top plan view thereof, the bottom plan view being a mirror image of the plan view shown; FIG. 4 is a rear elevational view thereof; and, FIG. 5 is a bottom, front, and right perspective view thereof. The lightweight broken line portion of the figure drawings is included to show unclaimed subject matter only and forms no part of the claimed design.

1 Claim, 3 Drawing Sheets

- (56) **References Cited**
- U.S. PATENT DOCUMENTS**
- 2,705,579 A 4/1955 Mason
- 2,745,751 A 5/1956 Pichardo
- 3,394,869 A 7/1968 Fontana et al.
- 3,563,768 A 2/1971 Melnick
- 4,168,002 A 9/1979 Crosby
- 4,299,851 A 11/1981 Lowe
- D262,190 S 12/1981 Stanton
- 4,790,429 A 12/1988 Fukushima
- 5,316,400 A 5/1994 Hoyt et al.
- 5,381,901 A 1/1995 Hundley
- 5,529,179 A 6/1996 Hanson



US D637,090 S

Page 2

U.S. PATENT DOCUMENTS

2002/0104773 A1 8/2002 Kalvelage et al.
2003/0003199 A1 1/2003 Perez
2003/0015453 A1 1/2003 Ganey et al.
2005/0281921 A1 12/2005 Langston
2006/0127540 A1 6/2006 Keckeis
2008/0107781 A1 5/2008 Carroll

2008/0113070 A1 5/2008 Mansour
2009/0134051 A1 5/2009 Rapp et al.
2010/0168074 A1* 7/2010 Culligan et al. 514/197

FOREIGN PATENT DOCUMENTS

GB 2 439835 1/2008

* cited by examiner

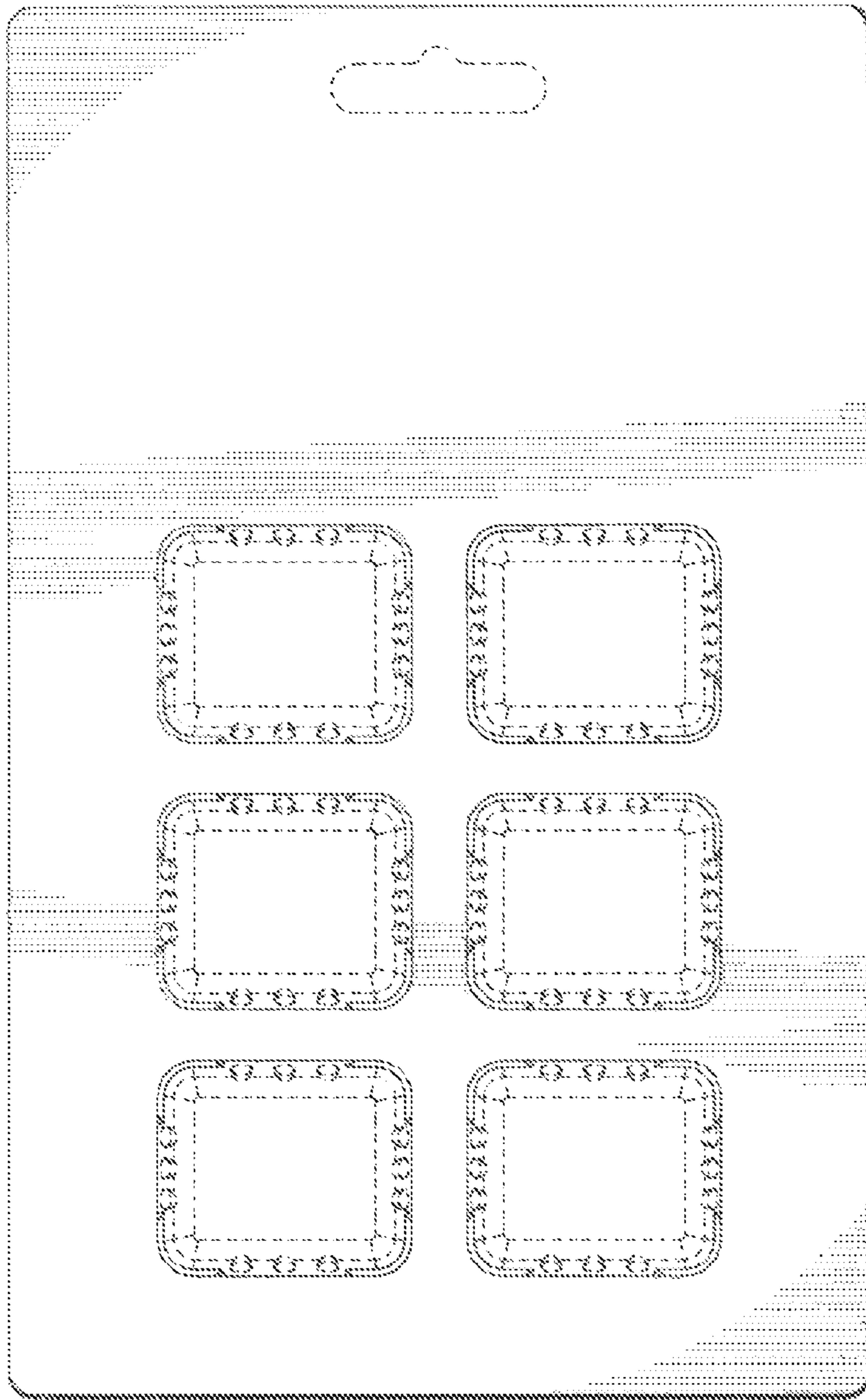


Fig. 1




Fig. 2




Fig. 3




Fig. 4

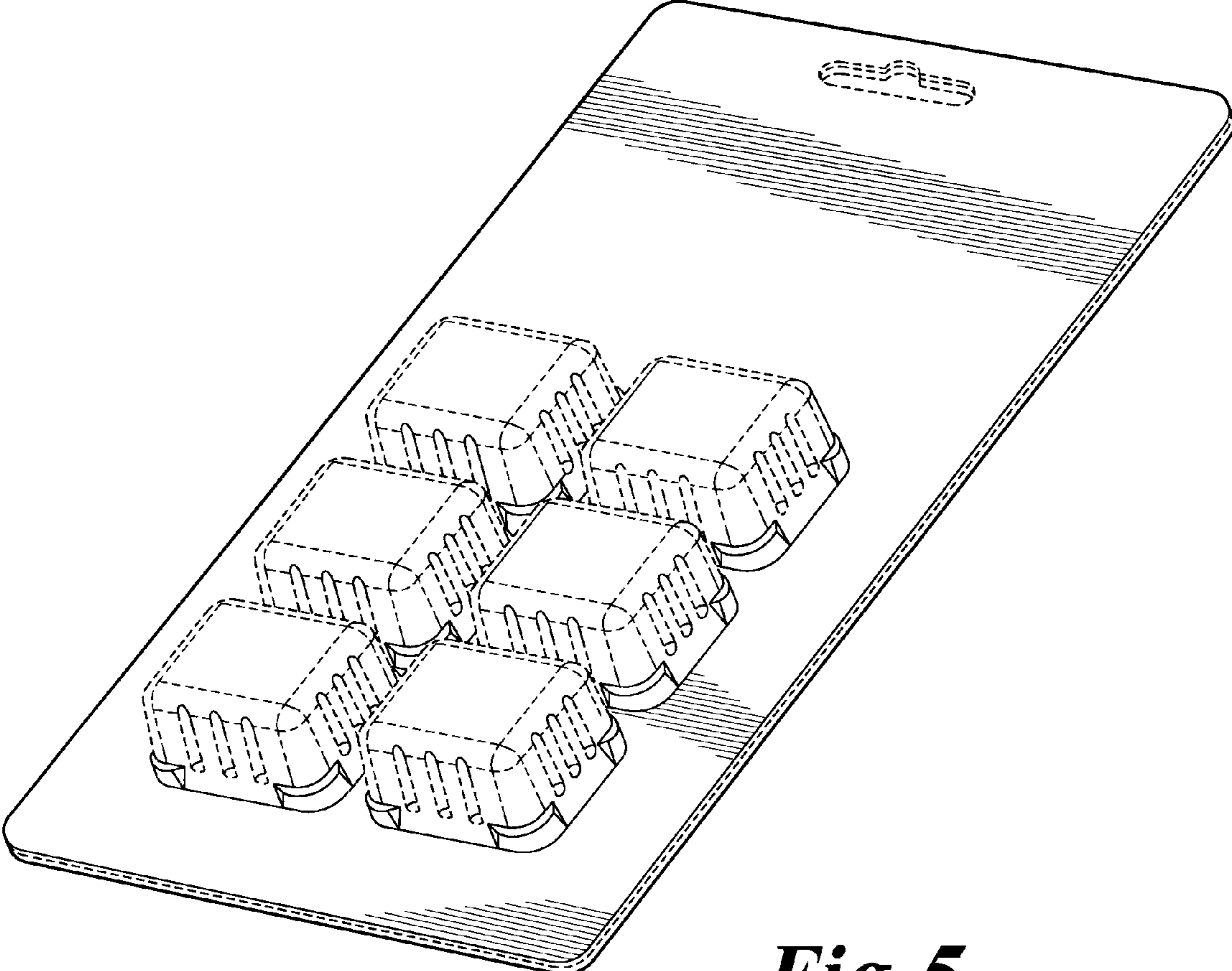


Fig. 5