



US00D637078S

(12) **United States Design Patent**
Peng

(10) **Patent No.:** **US D637,078 S**

(45) **Date of Patent:** **** May 3, 2011**

(54) **BLANK FOR CASING**

(76) Inventor: **Yi Ting Peng**, Taichung (TW)

(**) Term: **14 Years**

(21) Appl. No.: **29/348,931**

(22) Filed: **Feb. 23, 2010**

(51) **LOC (9) Cl.** **09-03**

(52) **U.S. Cl.** **D9/433**

(58) **Field of Classification Search** D9/430-433,
D9/414, 418, 420-423; D24/155; 206/278,
206/297, 299, 457, 770, 737, 822; 229/100,
229/101, 101.3, 106, 108, 108.1, 116.1, 116.3,
229/116.5, 121, 122, 201, 213, 221, 222,
229/227, 922, 939, 942, 87.08, 101.2, 193,
229/195, 197

See application file for complete search history.

(56) **References Cited**

U.S. PATENT DOCUMENTS

226,872	A *	4/1880	Munson	229/110
1,662,100	A *	3/1928	Blum	229/103
1,745,770	A *	2/1930	Shapiro	229/117.13
1,950,104	A *	3/1934	Ewers	229/101
2,369,385	A *	2/1945	Carruth et al.	229/224
2,734,677	A *	2/1956	Arneson	229/117.07
2,992,764	A *	7/1961	Goding	229/108

3,263,899	A *	8/1966	Collura et al.	229/212
3,478,949	A *	11/1969	Richgels	229/117.07
3,658,237	A *	4/1972	Engel	229/117.04
D249,872	S *	10/1978	Booth et al.	D9/433
4,879,123	A *	11/1989	Siebrecht	426/105
D393,422	S *	4/1998	Pecher	D9/433

* cited by examiner

Primary Examiner — Susan Bennett Hattan

Assistant Examiner — Karen Acker

(74) *Attorney, Agent, or Firm* — Charles E. Baxley

(57) **CLAIM**

The ornamental design for a blank for casing, as shown and described.

DESCRIPTION

FIG. 1 is a perspective view of a blank for casing showing my new design;

FIG. 2 is a front elevational view thereof;

FIG. 3 is a rear elevational view thereof;

FIG. 4 is a top plan view thereof;

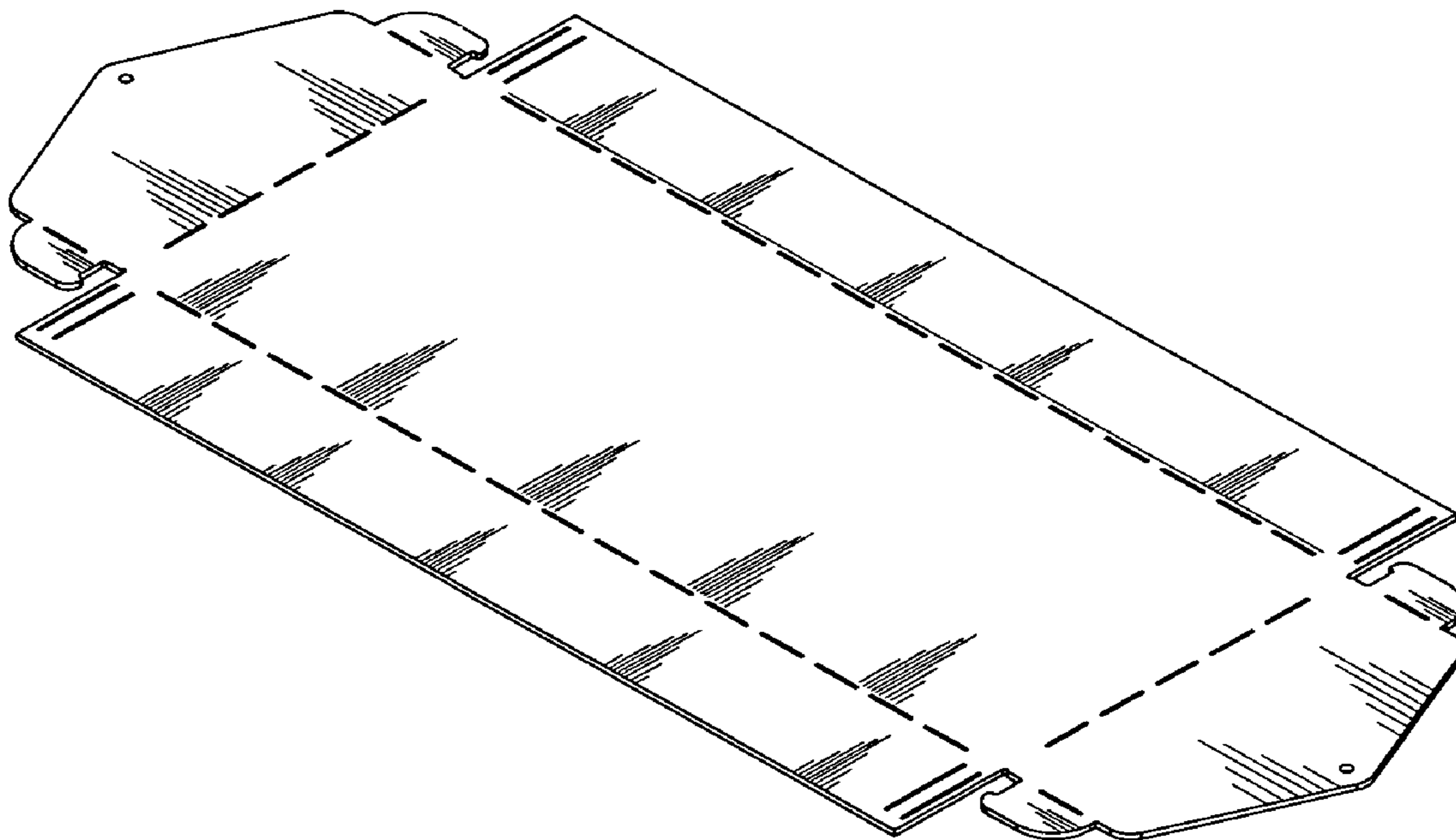
FIG. 5 is a bottom plan view thereof;

FIG. 6 is a left side elevational view thereof; and,

FIG. 7 is a right side elevational view thereof.

The broken lines in the drawings represent fold lines and are claimed parts of the design.

1 Claim, 3 Drawing Sheets



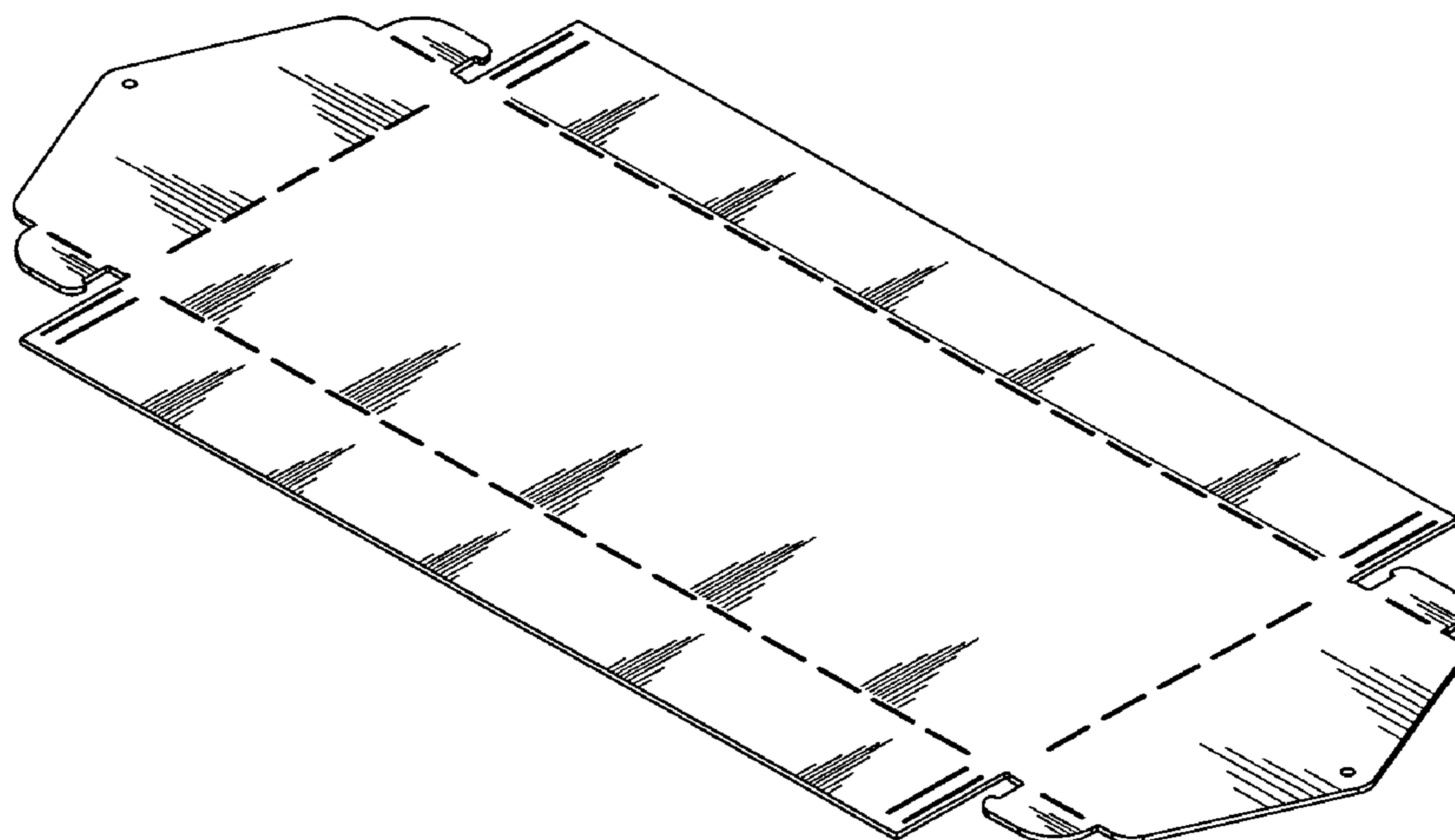


FIG. 1

FIG. 2

FIG. 3

FIG. 6

FIG. 7

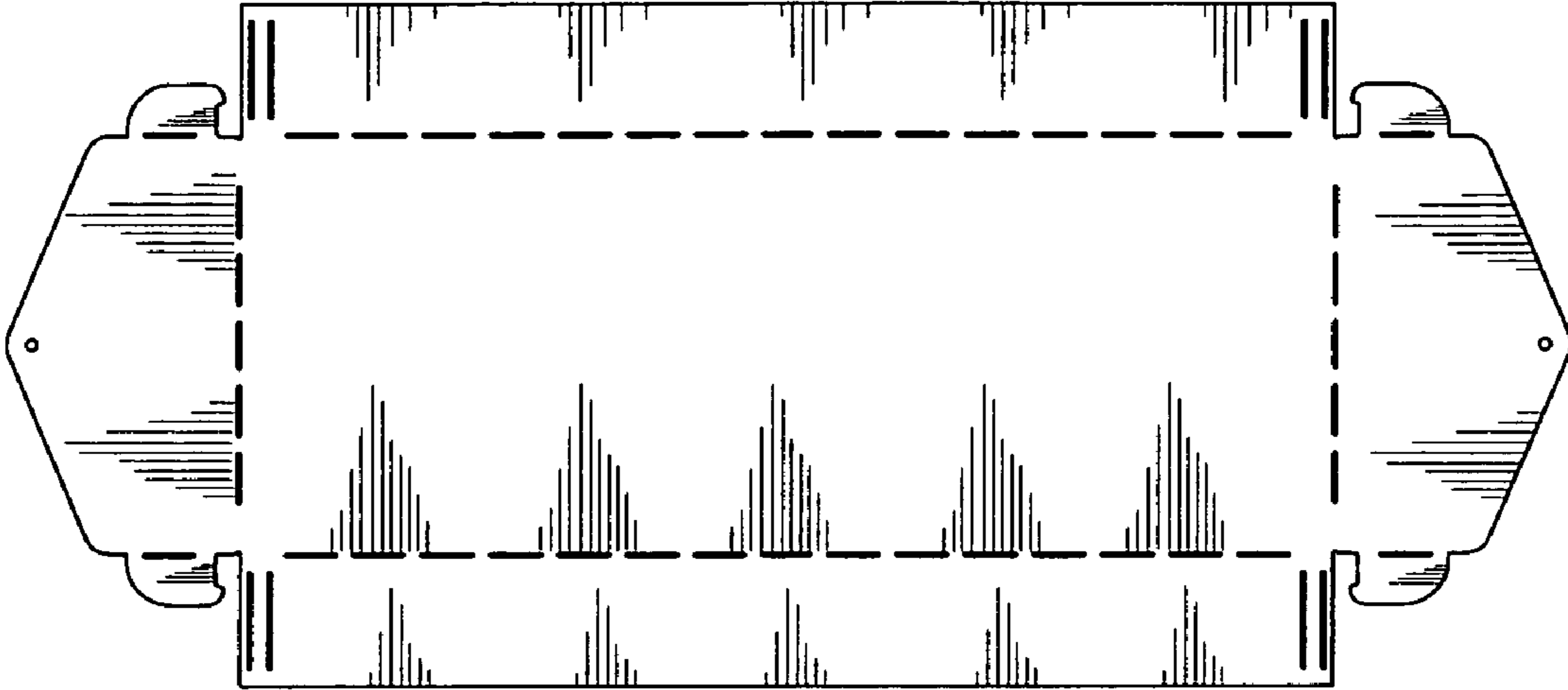


FIG. 4

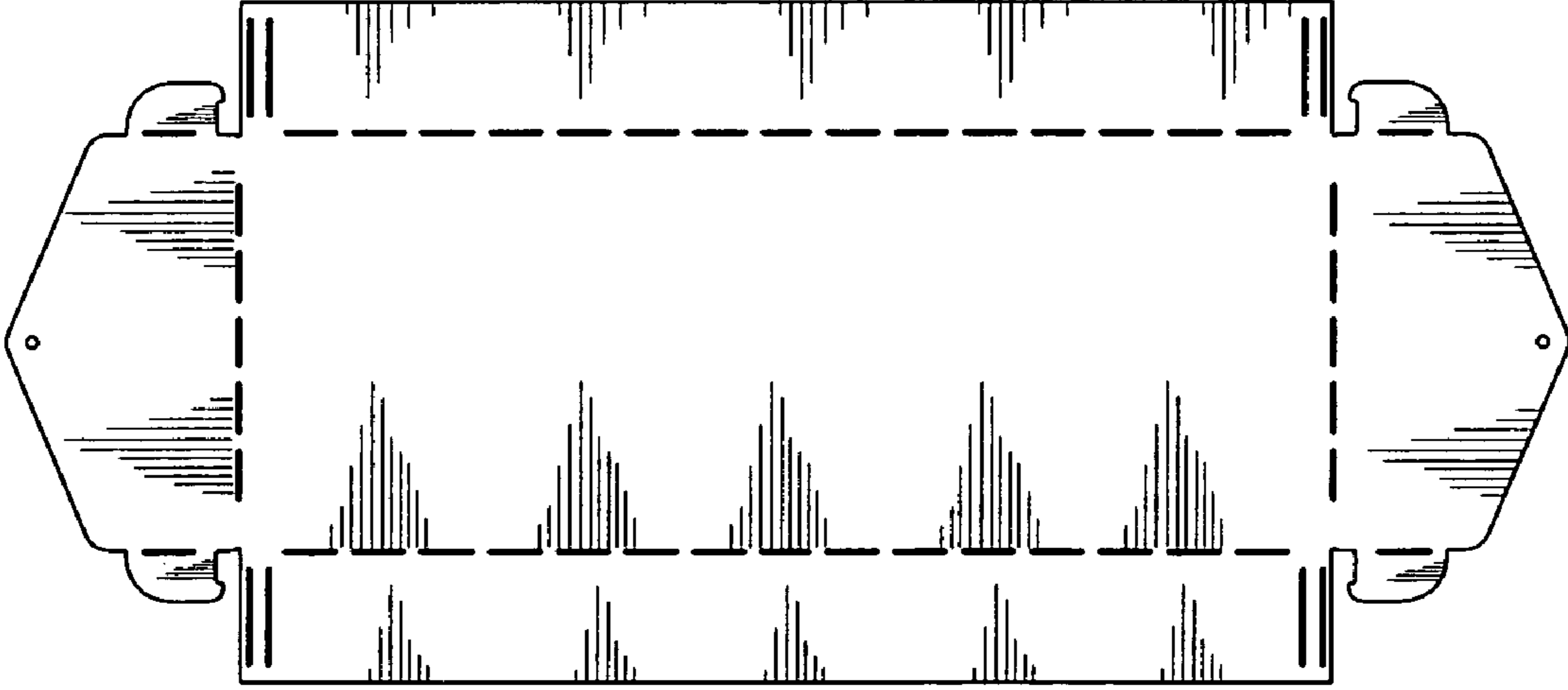


FIG. 5