



US00D637065S

(12) **United States Design Patent**  
**Krietzman et al.**

(10) **Patent No.:** **US D637,065 S**

(45) **Date of Patent:** **\*\* May 3, 2011**

(54) **CABLE GUIDE PROJECTION**

(75) Inventors: **William Krietzman**, Portland, OR (US);  
**Joshua James Young**, Austin, TX (US);  
**D. Brian Donowho**, Austin, TX (US)

(73) Assignee: **Chatsworth Products, Inc.**, Westlake  
Village, CA (US)

(\*\*) Term: **14 Years**

(21) Appl. No.: **29/353,959**

(22) Filed: **Jan. 16, 2010**

(51) **LOC (9) Cl.** ..... **08-05**

(52) **U.S. Cl.** ..... **D8/356**

(58) **Field of Classification Search** ..... D8/105,  
D8/107, 333, 349, 354, 356, 358, 360, 360.1,  
D8/367, 372, 373, 382, 383, 394-396, 400;  
D13/133, 139.4, 153, 155; 24/18, 20 W,  
24/23 W, 115 R, 129 C, 130, 131 R, 197,  
24/561; 52/220.7; 174/72 A, 100, 135, 153 G,  
174/650, 656; 211/86.01, 87.01, 94.01; 242/400.1,  
242/405.1, 405.2, 600, 603; 248/65, 74.1-74.4,  
248/201, 214, 215, 229.26  
See application file for complete search history.

(56) **References Cited**

**U.S. PATENT DOCUMENTS**

2,921,607	A	1/1960	Caveney	
3,485,937	A	12/1969	Caveney	
3,705,949	A	12/1972	Weiss	
3,890,459	A	6/1975	Caveney	
3,906,146	A *	9/1975	Taylor	174/72 A
3,968,322	A	7/1976	Taylor	
4,046,957	A *	9/1977	Taylor et al.	174/72 A
4,136,257	A	1/1979	Taylor	
4,484,020	A	11/1984	Loof et al.	
D282,538	S	2/1986	Loof et al.	
5,086,195	A	2/1992	Claisse	

5,391,084	A	2/1995	Krietzman	
5,659,650	A *	8/1997	Arnett	385/135
6,044,194	A *	3/2000	Meyerhoefer	385/134

(Continued)

**FOREIGN PATENT DOCUMENTS**

AU 322229 11/2008

(Continued)

**OTHER PUBLICATIONS**

Information Disclosure Statement (IDS) Letter Regarding Common Patent Application(s), dated Dec. 14, 2010.

*Primary Examiner* — Robert M Spear

*Assistant Examiner* — Karen Acker

(74) *Attorney, Agent, or Firm* — Tillman Wright, PLLC;  
James D. Wright; Chad D. Tillman

(57) **CLAIM**

The ornamental design for a cable guide projection, as shown and described.

**DESCRIPTION**

FIG. 1 is a top isometric view of the design for a cable guide projection in accordance with a preferred embodiment of the present invention;

FIG. 2 is a bottom isometric view of the cable guide projection of FIG. 1;

FIG. 3 is a top view of the cable guide projection of FIG. 1;

FIG. 4 is a bottom view of the cable guide projection of FIG. 1;

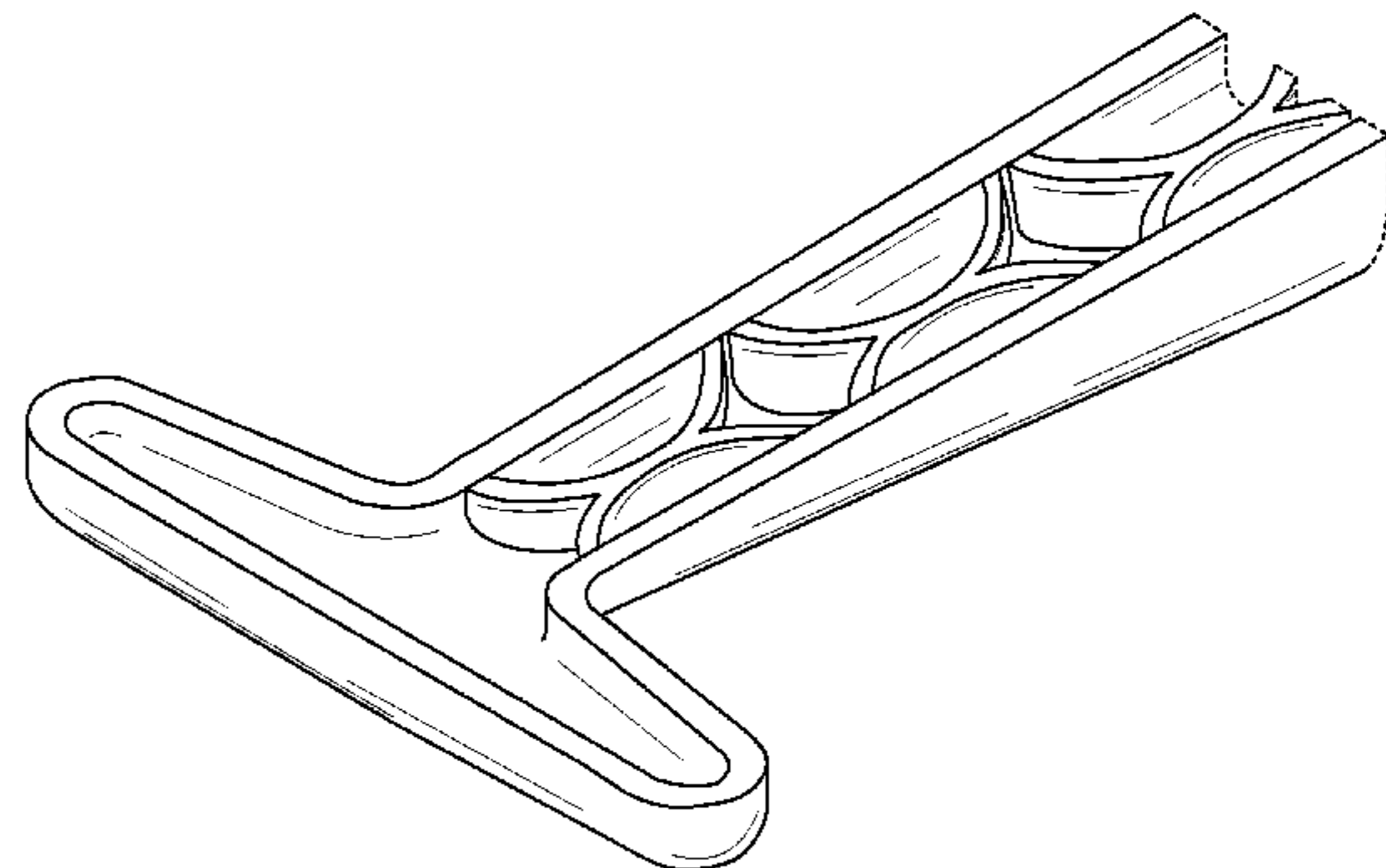
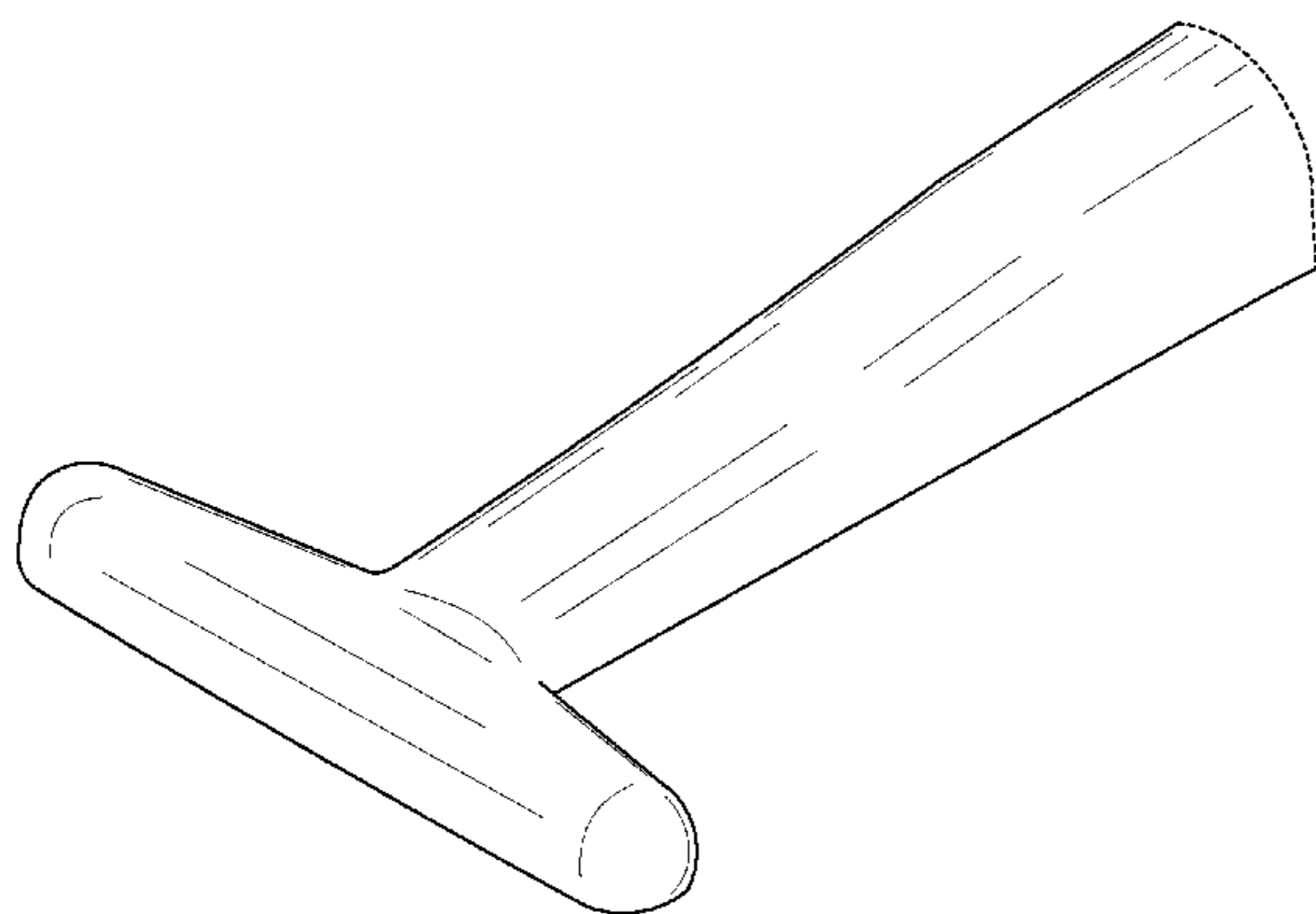
FIG. 5 is a front view of the cable guide projection of FIG. 1;

FIG. 6 is a right side view of the cable guide projection of FIG. 1; and,

FIG. 7 is a left side view of the cable guide projection of FIG. 1.

The broken lines in the drawings represent the boundary of the claimed design and form no part of the claimed design.

**1 Claim, 6 Drawing Sheets**



# US D637,065 S

Page 2

## U.S. PATENT DOCUMENTS

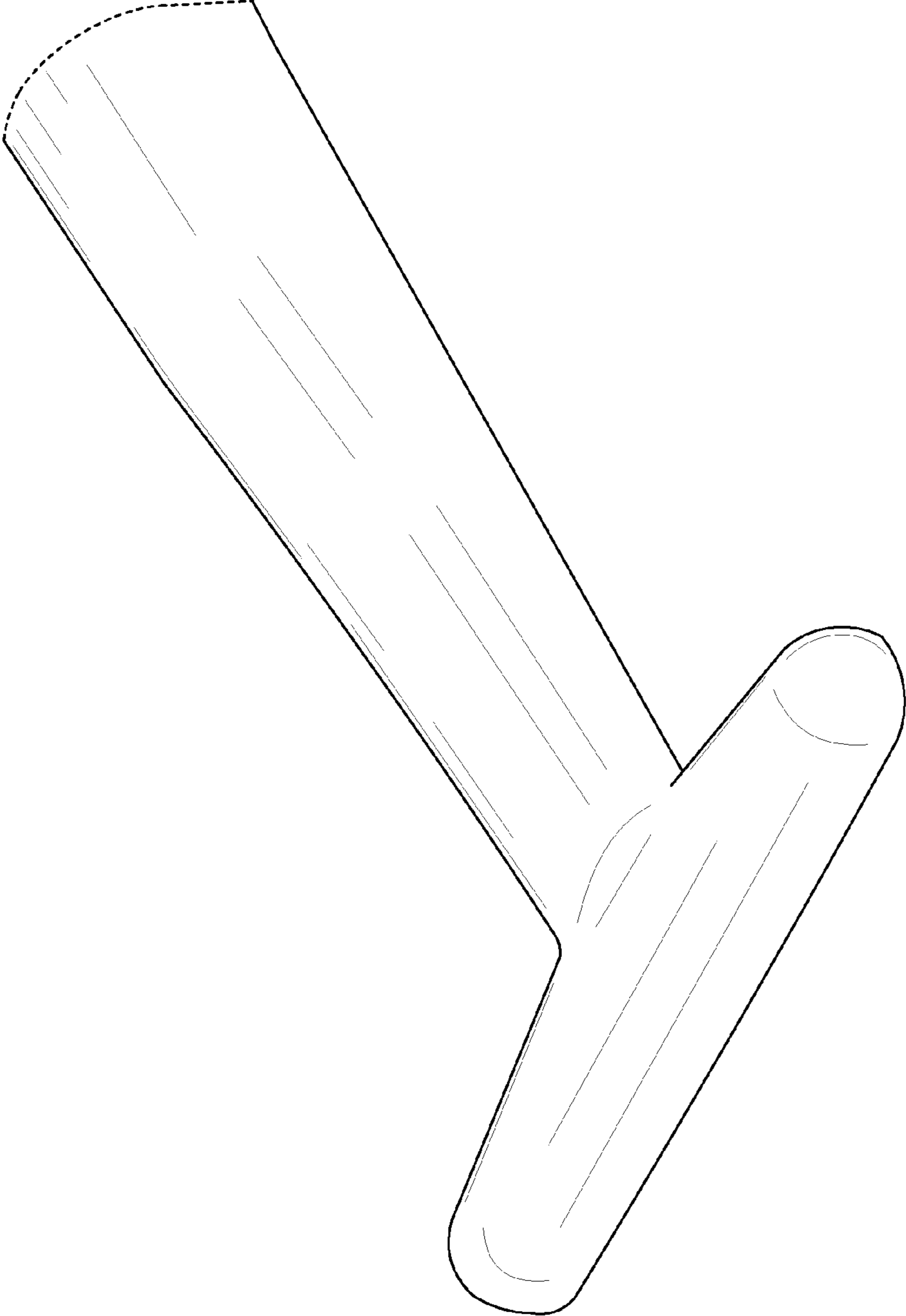
6,307,997	B1 *	10/2001	Walters et al. ....	385/134
6,386,120	B1	5/2002	Nelson et al.	
D463,253	S	9/2002	Canty	
6,489,565	B1	12/2002	Krietzman et al.	
6,504,100	B2	1/2003	Lawrence et al.	
6,605,782	B1	8/2003	Krietzman et al.	
6,614,665	B2 *	9/2003	Witty et al. ....	361/826
6,766,093	B2	7/2004	McGrath et al.	
6,884,942	B2	4/2005	McGrath et al.	
D509,479	S *	9/2005	DePaola .....	D13/155
6,946,605	B2	9/2005	Levesque et al.	
6,968,647	B2	11/2005	Levesque et al.	
7,000,784	B2	2/2006	Canty et al.	
7,026,553	B2	4/2006	Levesque et al.	
7,119,282	B2	10/2006	Krietzman et al.	
7,152,936	B2	12/2006	Tarasewicz	
7,178,679	B2	2/2007	Canty et al.	
D539,228	S	3/2007	Toikka et al.	
7,225,586	B2	6/2007	Levesque et al.	
7,285,027	B2	10/2007	McGrath et al.	
7,362,941	B2	4/2008	Rinderer et al.	
7,378,046	B2	5/2008	Canty et al.	
7,417,188	B2	8/2008	McNutt et al.	
7,425,678	B2	9/2008	Adducci et al.	
7,427,713	B2	9/2008	Adducci et al.	
7,458,859	B2	12/2008	McGrath et al.	
7,480,154	B2 *	1/2009	Lawrence et al. ....	361/826
7,485,803	B2	2/2009	Adducci et al.	
7,495,169	B2	2/2009	Adducci et al.	
7,504,581	B2	3/2009	Adducci et al.	
D596,928	S	7/2009	Lawrence et al.	
7,565,051	B2 *	7/2009	Vongseng .....	385/135
D611,326	S	3/2010	Alaniz et al.	
7,712,709	B2 *	5/2010	Winchester .....	248/89
7,762,405	B2 *	7/2010	Vogel et al. ....	211/26
2002/0074149	A1	6/2002	Lawrence et al.	
2002/0197045	A1	12/2002	Schmidt et al.	
2004/0007372	A1	1/2004	Krietzman et al.	
2004/0173545	A1	9/2004	Canty et al.	
2005/0115152	A1	6/2005	Levesque et al.	
2005/0115737	A1	6/2005	Levesque et al.	
2005/0221683	A1	10/2005	McGrath et al.	
2005/0247650	A1	11/2005	Vogel et al.	
2006/0054336	A1	3/2006	McNutt et al.	

2006/0059802	A1	3/2006	McNutt et al.
2006/0091086	A1	5/2006	Canty et al.
2006/0162948	A1	7/2006	Rinderer et al.
2007/0210680	A1	9/2007	Appino et al.
2007/0210681	A1	9/2007	Adducci et al.
2007/0210683	A1	9/2007	Adducci et al.
2007/0210686	A1	9/2007	Adducci et al.
2007/0212010	A1	9/2007	Caveney et al.
2007/0221393	A1	9/2007	Adducci et al.
2008/0174217	A1	7/2008	Walker
2009/0093169	A1	4/2009	McGrath et al.
2009/0224110	A1	9/2009	Donowho et al.
2009/0236117	A1	9/2009	Garza et al.
2009/0283488	A1	11/2009	McMillan, et al.
2010/0193754	A1	8/2010	Garza et al.
2010/0200707	A1	8/2010	Garza et al.

## FOREIGN PATENT DOCUMENTS

AU	322230	11/2008
AU	322233	11/2008
CN	ZL200830139490.9	11/2009
CN	ZL200830139491.3	11/2009
CN	ZL200830139488.1	2/2010
EM	000968607-0001	7/2008
EM	000968607-0002	7/2008
EM	000968607-0003	7/2008
EM	000968607-0004	7/2008
EM	000968607-0005	7/2008
EM	000968607-0006	7/2008
EM	000968607-0007	7/2008
EM	000968607-0008	7/2008
EM	000968607-0009	7/2008
EM	000968607-0010	7/2008
EM	000968607-0011	7/2008
IN	216981	7/2009
IN	216983	7/2009
IN	216982	8/2009
MX	27994	4/2009
MX	27995	4/2009
WO	2009089306 A1	7/2009
WO	2009089307 A2	7/2009
WO	2009143193 A2	11/2009
WO	2009089307 A3	12/2009
WO	2009143193 A3	3/2010

\* cited by examiner



**FIG. 1**


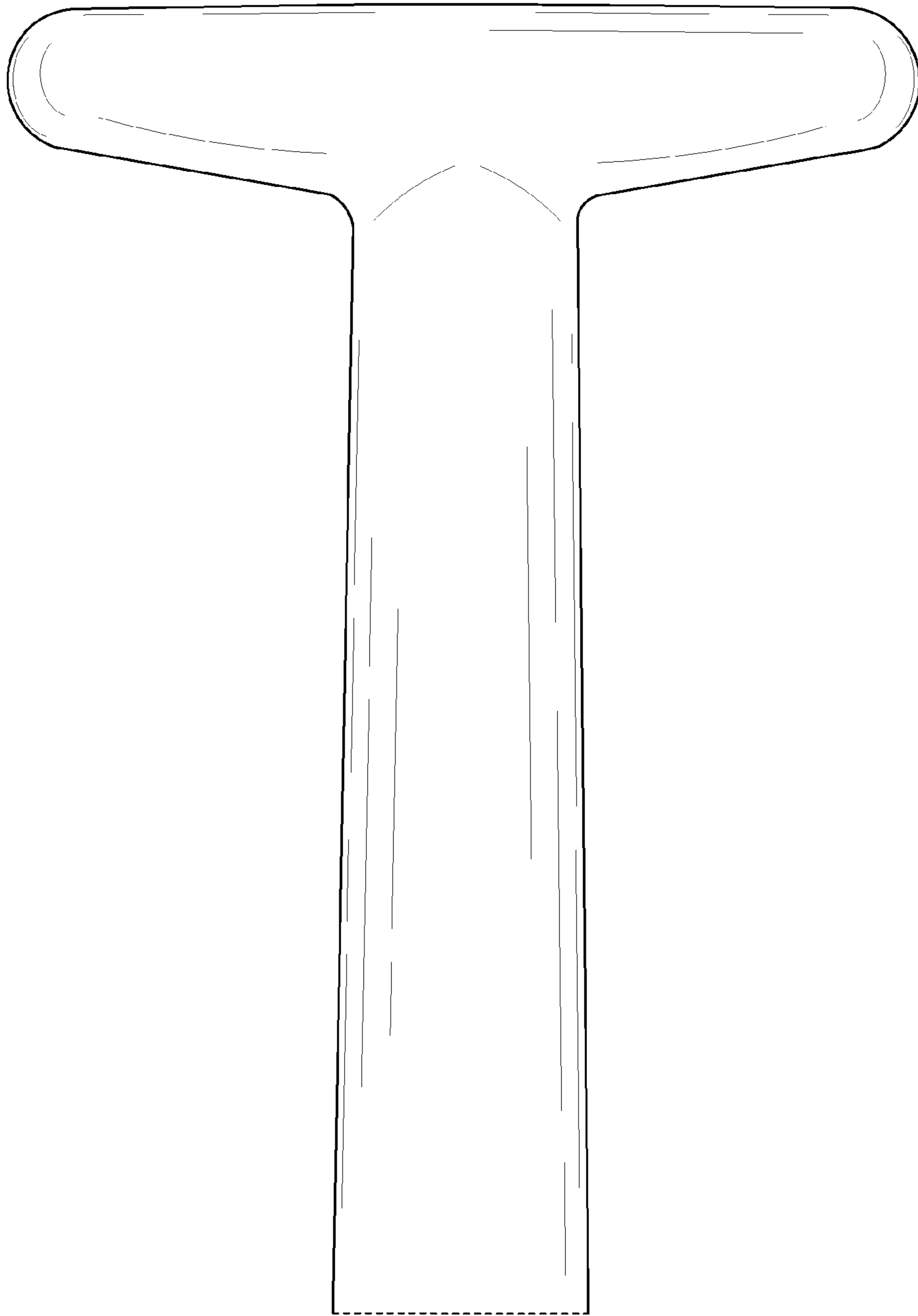


FIG. 2



**FIG. 3**


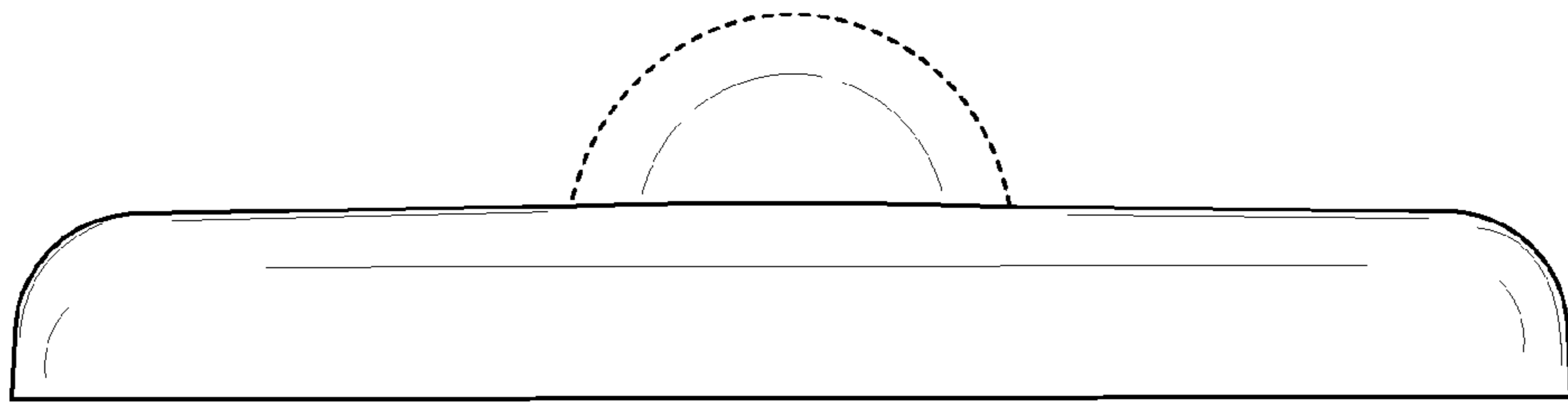



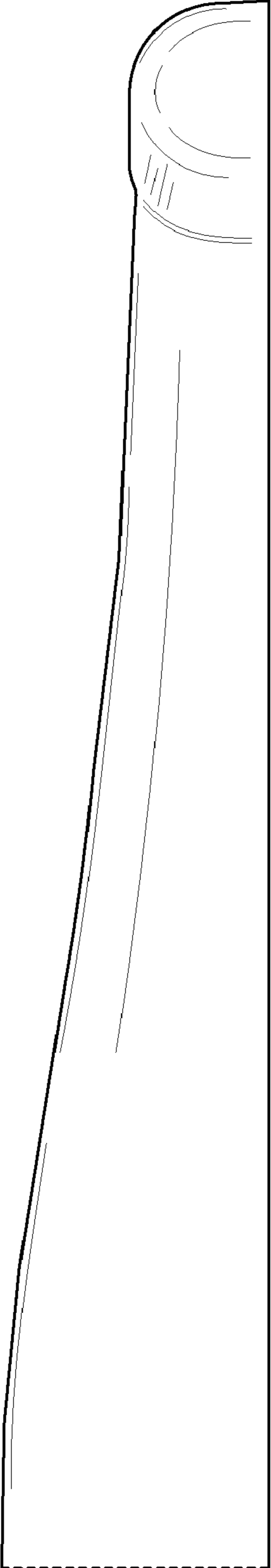
FIG. 4



**FIG. 5**



**FIG. 6**



**FIG. 7**