



US00D637063S

(12) **United States Design Patent**
Gaudron et al.

(10) **Patent No.:** **US D637,063 S**

(45) **Date of Patent:** **** May 3, 2011**

(54) **ADJUSTABLE WALL HANGER**

(75) Inventors: **Paul Gaudron**, Stratford, CT (US);
Jacob Olsen, Roselle, IL (US)

(73) Assignee: **Powers Products III, LLC**, Brewster,
NY (US)

(**) Term: **14 Years**

(21) Appl. No.: **29/355,354**

(22) Filed: **Feb. 5, 2010**

(51) **LOC (9) Cl.** **08-08**

(52) **U.S. Cl.** **D8/349**

(58) **Field of Classification Search** D8/349,
D8/354, 373, 366; 248/489, 551, 757; 40/759,
40/790

See application file for complete search history.

(56) **References Cited**

U.S. PATENT DOCUMENTS

1,187,787	A *	6/1916	Seubert	248/489
1,959,745	A *	5/1934	Stout	248/489
D214,590	S *	7/1969	Corson	D8/354
3,596,392	A *	8/1971	Vani	248/222.51

4,557,457	A *	12/1985	Cockfield et al.	248/489
4,572,470	A *	2/1986	Siffert	248/551
4,932,146	A *	6/1990	Long	40/790
5,100,094	A *	3/1992	Handwerger et al.	248/489
D337,720	S *	7/1993	Handwerger et al.	D8/373
D341,538	S *	11/1993	Paul	D8/373
D352,233	S *	11/1994	Le Gay	D8/373
D441,273	S *	5/2001	O'Donnell et al.	D8/349

* cited by examiner

Primary Examiner — Brian N Vinson

(74) *Attorney, Agent, or Firm* — Cantor Colburn LLP

(57) **CLAIM**

The ornamental design for an adjustable wall hanger, as shown and described.


DESCRIPTION

FIG. 1 is a front perspective view of an adjustable wall hanger showing our new design;

FIG. 2 is a front plan view thereof, with the rear view being a mirror image thereof; and,

FIG. 3 is a side elevational view thereof, with the side opposite, top, and bottom being identical in appearance to that shown.

1 Claim, 1 Drawing Sheet






FIG. 1




FIG. 2

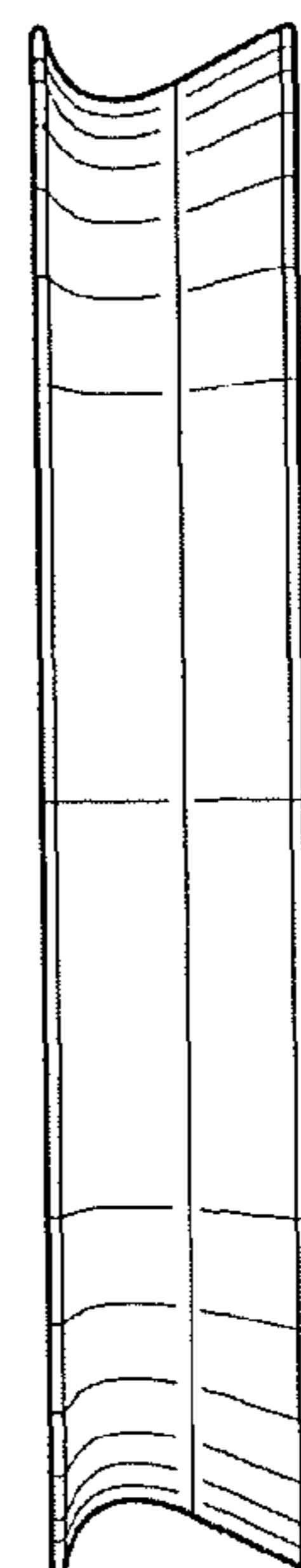


FIG. 3