



US00D637054S

(12) **United States Design Patent**  
**Schleiminger et al.**

(10) **Patent No.:** **US D637,054 S**

(45) **Date of Patent:** **\*\* May 3, 2011**

(54) **PLIERS**

(75) Inventors: **Jan Schleiminger**, Solingen (DE);  
**Bernd Hermann**, Wuppertal (DE)

(73) Assignee: **KNIPEX-Werk C. Gustav Putsch KG**,  
Wuppertal (DE)

(\*\*) Term: **14 Years**

(21) Appl. No.: **29/316,131**

(22) Filed: **Aug. 26, 2009**

(30) **Foreign Application Priority Data**

Feb. 27, 2009 (DE) ..... 40 2009 001 074

(51) **LOC (9) Cl.** ..... **08-05**

(52) **U.S. Cl.** ..... **D8/52**

(58) **Field of Classification Search** ..... D8/4, 5,  
D8/14, 51-58, 60, 105-107; 81/300, 385,  
81/393, 415-424, 424.5, 426, 426.5, 427,  
81/427.5, 405, 407-409, 411

See application file for complete search history.

(56) **References Cited**

**U.S. PATENT DOCUMENTS**

1,127,557	A *	2/1915	Wescott	.....	7/133
2,239,314	A *	4/1941	Connors	.....	30/186
2,458,725	A *	1/1949	Periman	.....	81/341
2,529,949	A *	11/1950	Jones et al.	.....	30/186
2,939,214	A *	6/1960	Andersson et al.	.....	30/266

4,193,284	A *	3/1980	McCrary, Jr.	.....	72/325
4,790,070	A *	12/1988	Olson	.....	30/134
5,220,856	A *	6/1993	Eggert et al.	.....	81/416
D358,313	S *	5/1995	Czarniecki et al.	.....	D8/52
D424,393	S *	5/2000	Lamond et al.	.....	D8/58
6,393,950	B1 *	5/2002	Crosser	.....	81/119
D477,508	S *	7/2003	Brady et al.	.....	D8/52
D483,633	S *	12/2003	Jansson et al.	.....	D8/52
D483,634	S *	12/2003	Jansson et al.	.....	D8/52
6,862,959	B2 *	3/2005	Lin Wu	.....	81/300
D528,384	S *	9/2006	Hermann	.....	D8/52
D605,012	S *	12/2009	Robinson et al.	.....	D8/52

\* cited by examiner

*Primary Examiner* — Cathron C Brooks

*Assistant Examiner* — Deanna Fluegeman

(74) *Attorney, Agent, or Firm* — Collard & Roe, P.C.

(57) **CLAIM**

The ornamental design for pliers, as shown and described.

**DESCRIPTION**

FIG. 1 is a side, front and top perspective view of pliers, showing our new design;

FIG. 2 is a side view thereof;

FIG. 3 is a front view thereof;

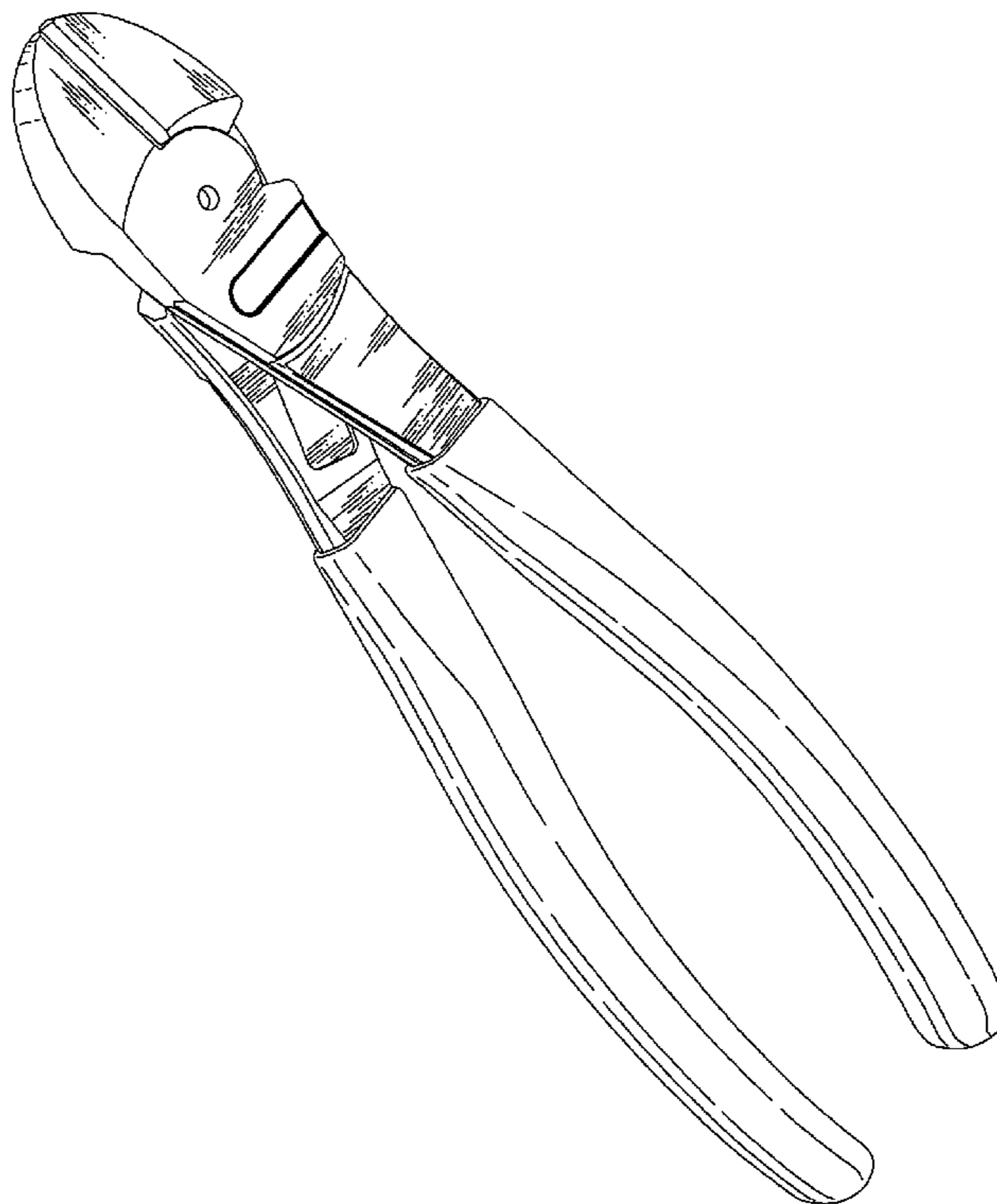
FIG. 4 is an opposite side view thereof;

FIG. 5 is a rear view thereof;

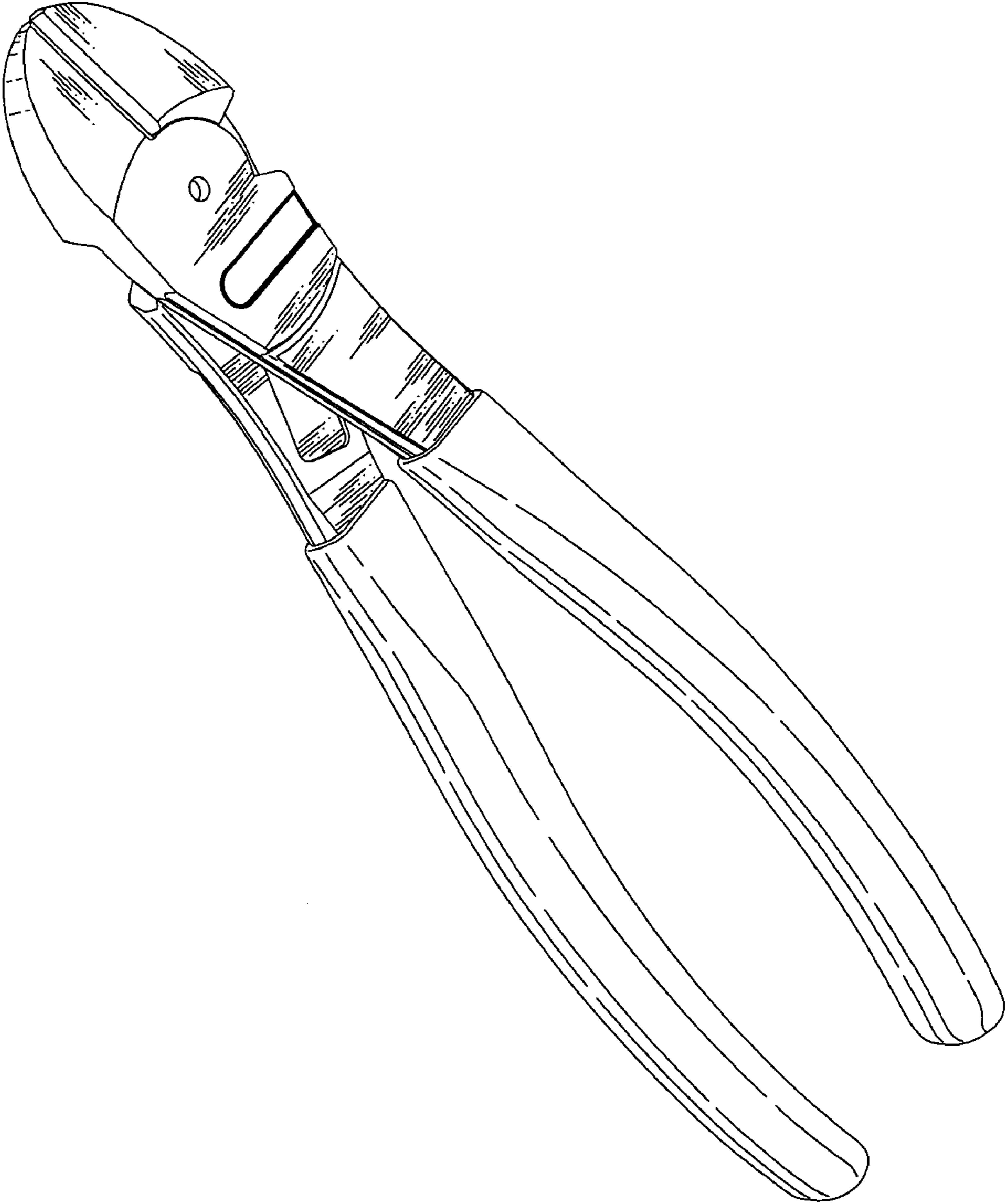
FIG. 6 is a top view thereof; and,

FIG. 7 is a bottom view thereof.

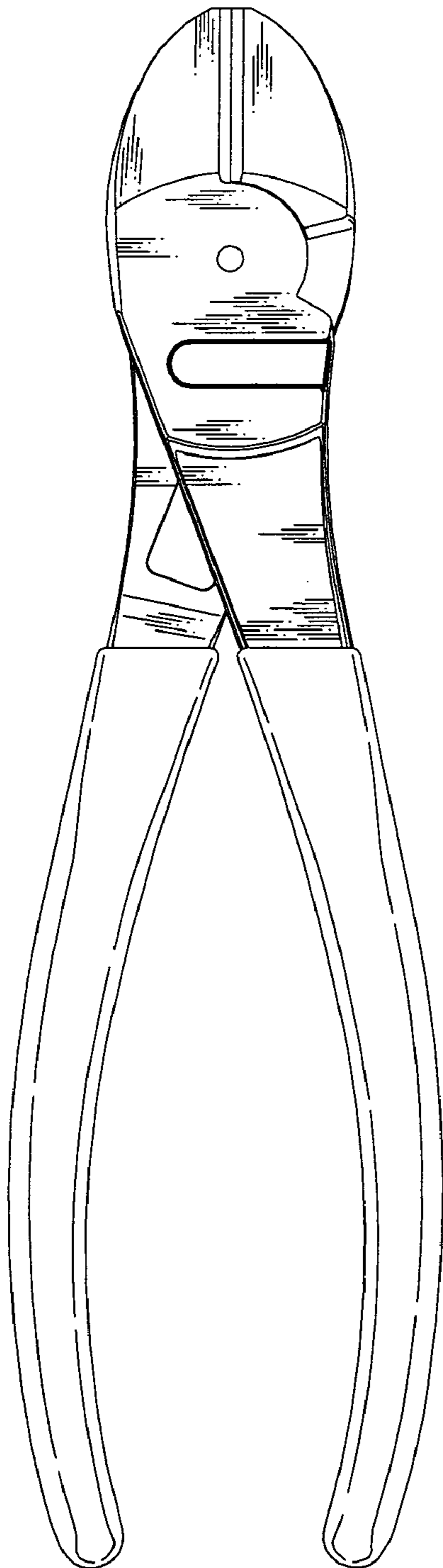
**1 Claim, 4 Drawing Sheets**



***Fig. 1***



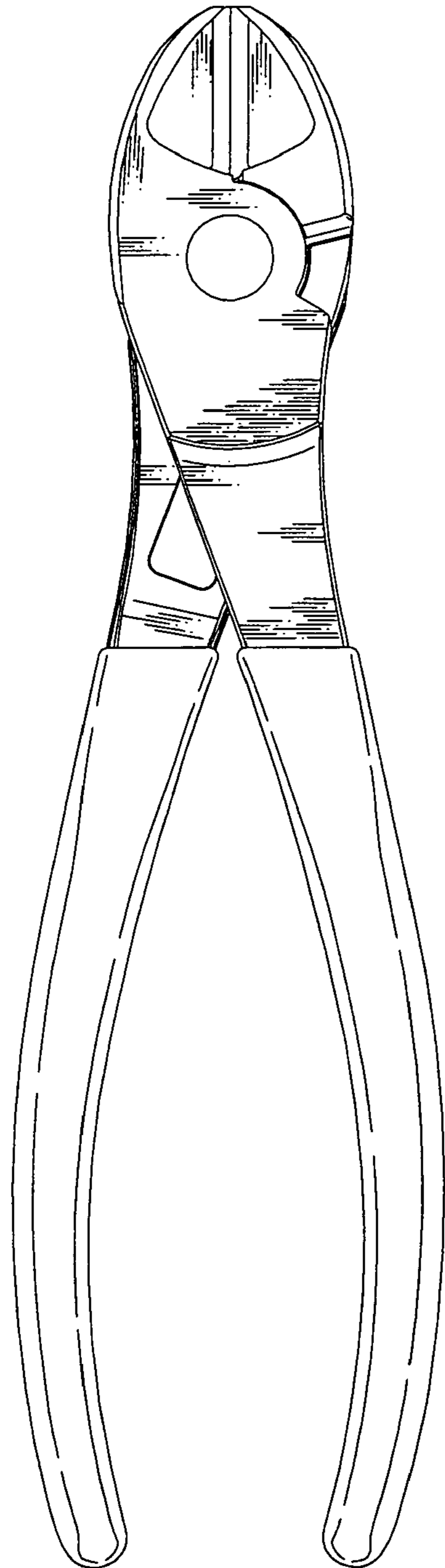
***Fig. 2***



***Fig. 3***



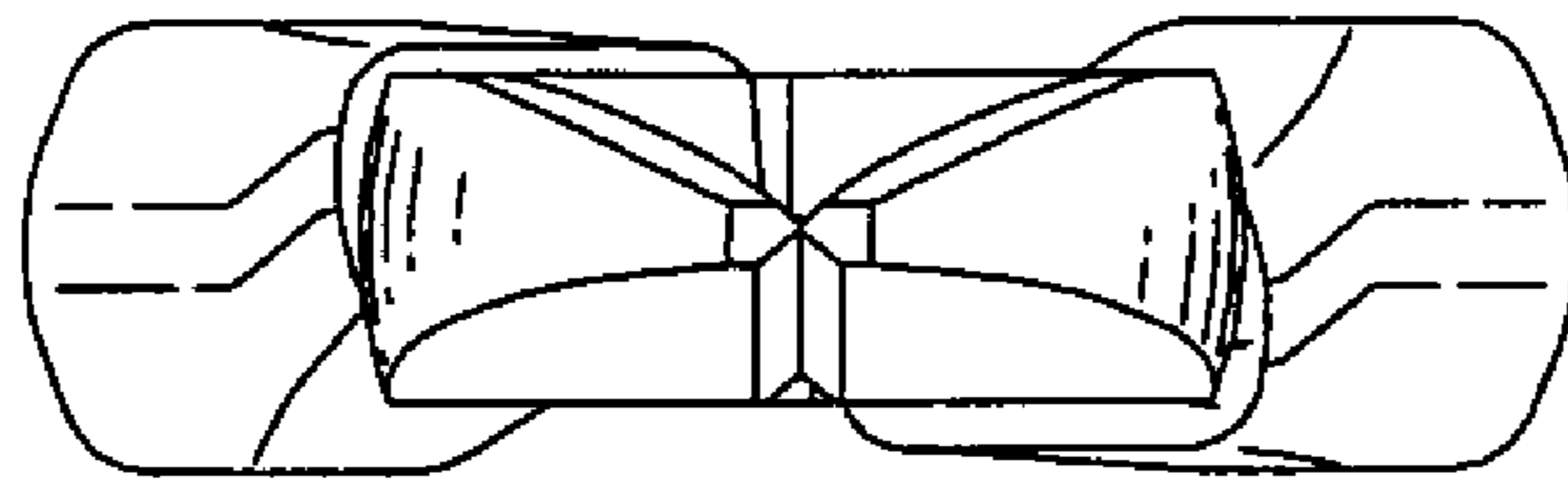
***Fig. 4***



***Fig. 5***



***Fig. 6***



***Fig. 7***

