



US00D637047S

(12) **United States Design Patent**
Goodman et al.

(10) **Patent No.:** **US D637,047 S**

(45) **Date of Patent:** **** May 3, 2011**

(54) **SPOON REST**

(75) Inventors: **Sheldon H. Goodman**, Solon, OH (US);
Omer I. Sazir, Cleveland, OH (US)

(73) Assignee: **Spectrum Diversified Designs, Inc.**,
Streetsboro, OH (US)

(**) Term: **14 Years**

(21) Appl. No.: **29/363,887**

(22) Filed: **Jun. 16, 2010**

(51) **LOC (9) Cl.** **07-06**

(52) **U.S. Cl.** **D7/637; D8/356**

(58) **Field of Classification Search** D7/637,
D7/601, 624.1, 641, 543; D24/227; D6/512;
211/41.1, 41.2, 41.7, 60.1, 70.6; 248/37.6,
248/176.2, 311.2, 73; D8/364, 356, 34, 347;
D13/152; 385/87; 24/598.2, 601.5
See application file for complete search history.

(56) **References Cited**

U.S. PATENT DOCUMENTS

2,427,697	A *	9/1947	Weidler	220/737
2,981,990	A *	5/1961	Balderree, Jr.	24/30.5 R
D290,919	S *	7/1987	Beute	D7/543
4,966,297	A *	10/1990	Doty	220/23.83
D357,400	S *	4/1995	Sachs	D8/356
D367,322	S *	2/1996	Parker et al.	D32/42
D418,393	S *	1/2000	Proctor	D8/354
D465,974	S *	11/2002	Dorion et al.	D7/637

D501,382	S *	2/2005	Macauley et al.	D8/18
D523,711	S *	6/2006	Ryan et al.	D8/34
D532,657	S *	11/2006	Del Rosario	D7/637
D568,127	S *	5/2008	Oas	D8/34
D590,699	S *	4/2009	Szymanski et al.	D8/373
D592,464	S *	5/2009	Goodman et al.	D7/637
D592,939	S *	5/2009	Kelleghan	D8/356
D611,768	S *	3/2010	Muhl et al.	D7/543
7,716,842	B2 *	5/2010	Sumner-Trivisani et al.	..	30/324

* cited by examiner

Primary Examiner — Cynthia Underwood

(74) *Attorney, Agent, or Firm* — Pearne & Gordon LLP

(57) **CLAIM**

The ornamental design for a spoon rest, as shown and described.

DESCRIPTION

FIG. 1 is a perspective view of a spoon rest showing our new design;

FIG. 2 is a top plan view thereof;

FIG. 3 is a front elevational view thereof;

FIG. 4 is a side elevational view thereof;

FIG. 5 is a bottom plan view thereof;

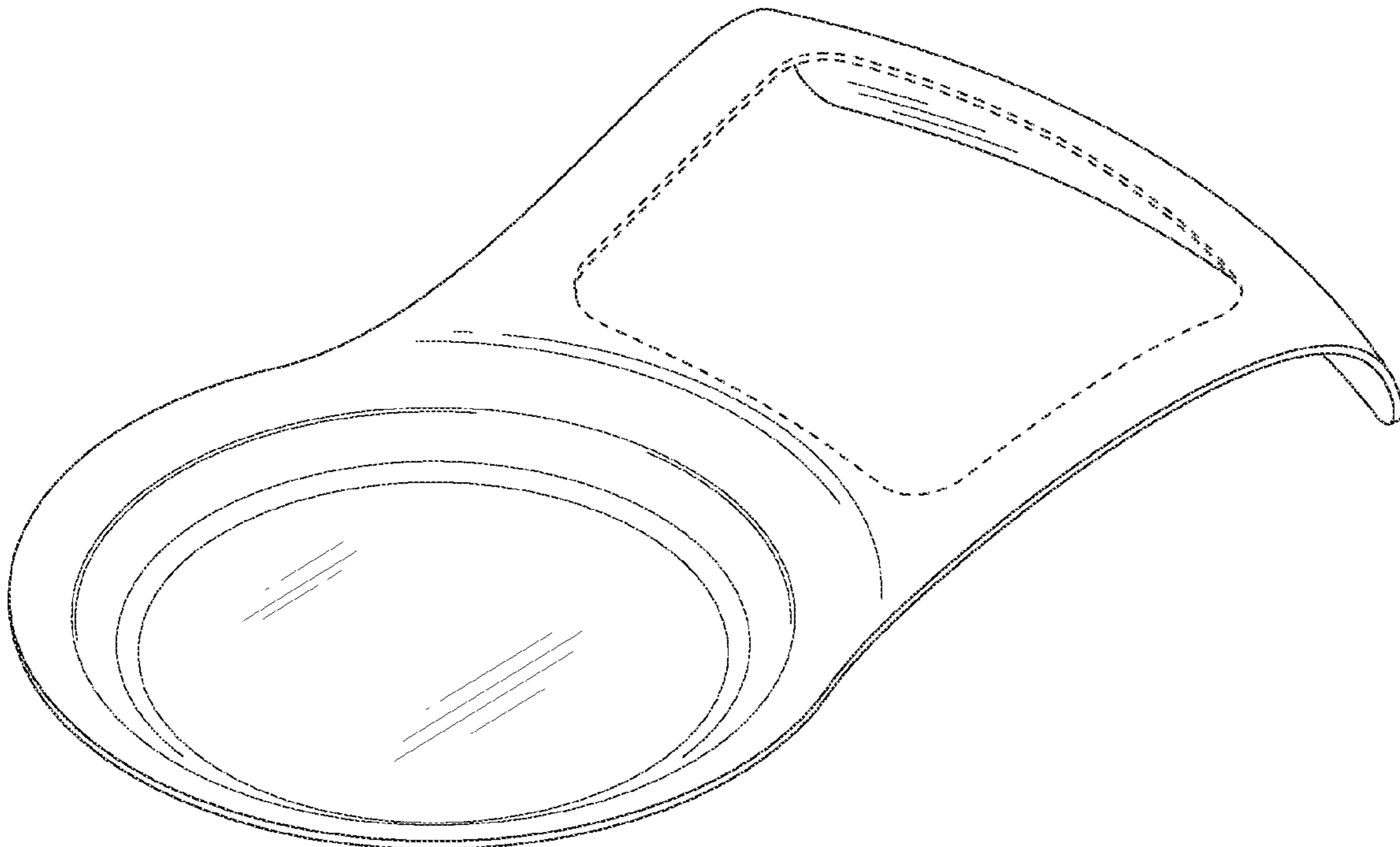
FIG. 6 is a rear elevational view thereof;

FIG. 7 is a perspective view of FIG. 1 shown with unclaimed alternate structure; and,

FIG. 8 is another perspective view of FIG. 1 shown with unclaimed alternate structure.

The broken lines shown in the drawings represent the boundary of the claim.

1 Claim, 4 Drawing Sheets



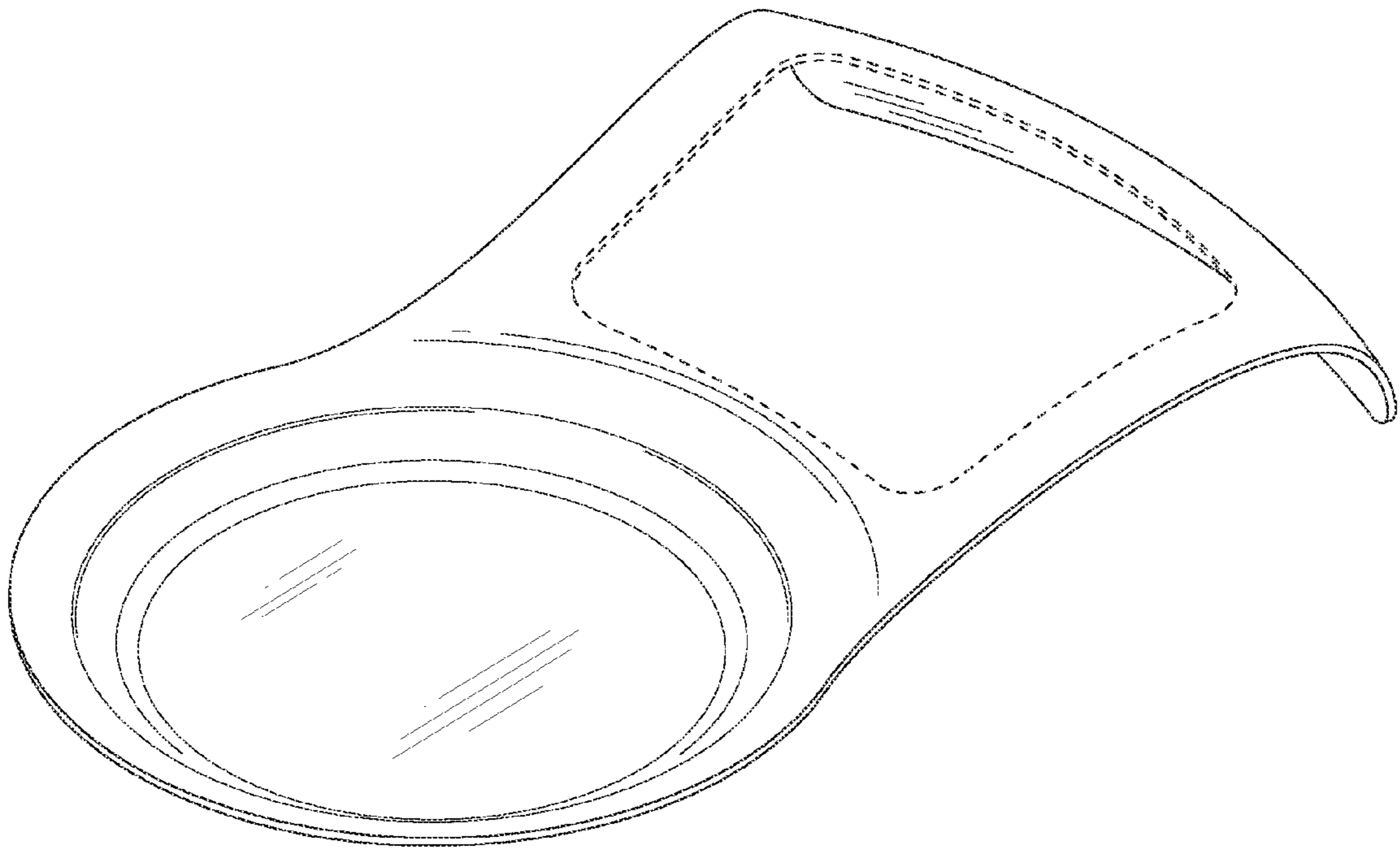


FIG. 1

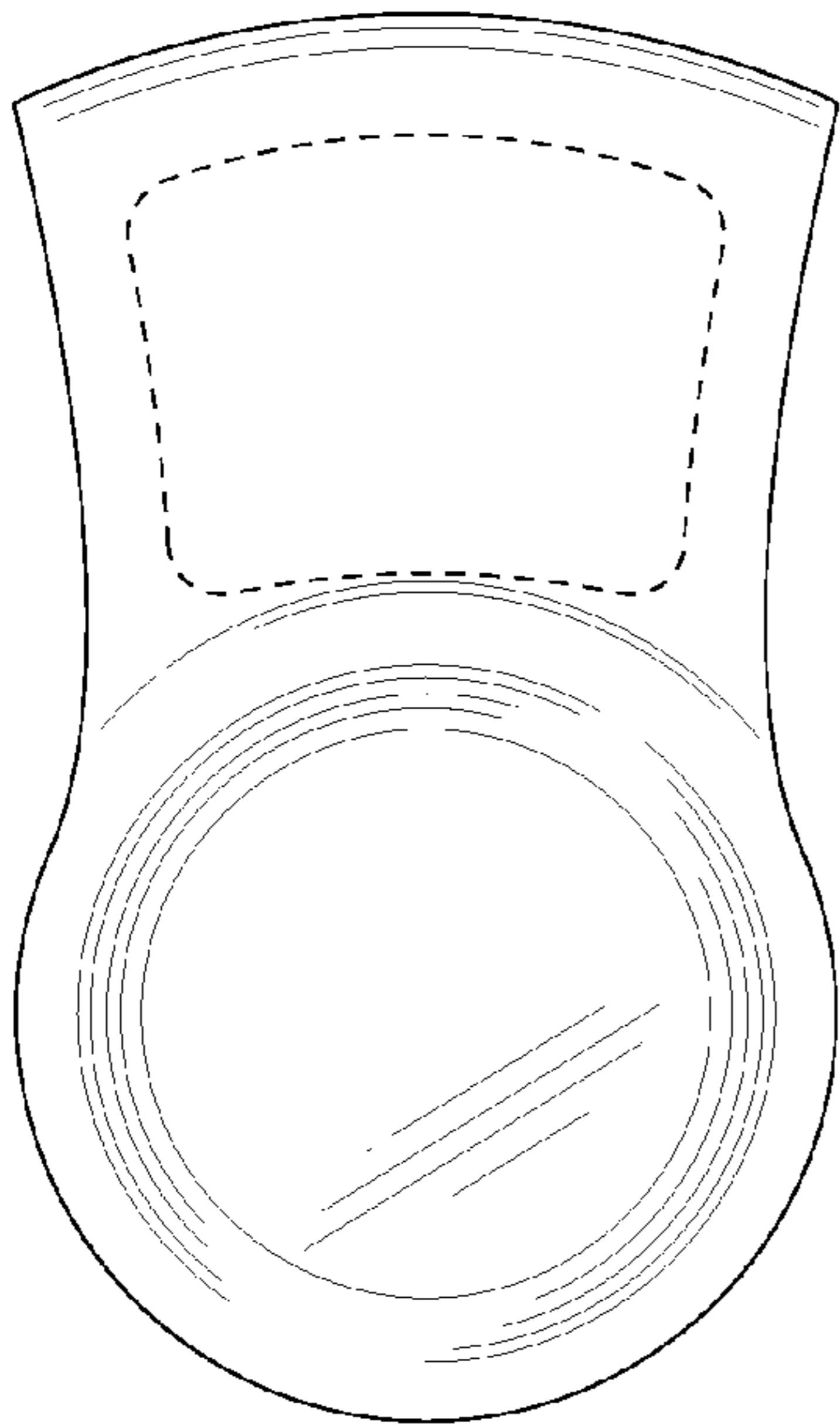


FIG. 2

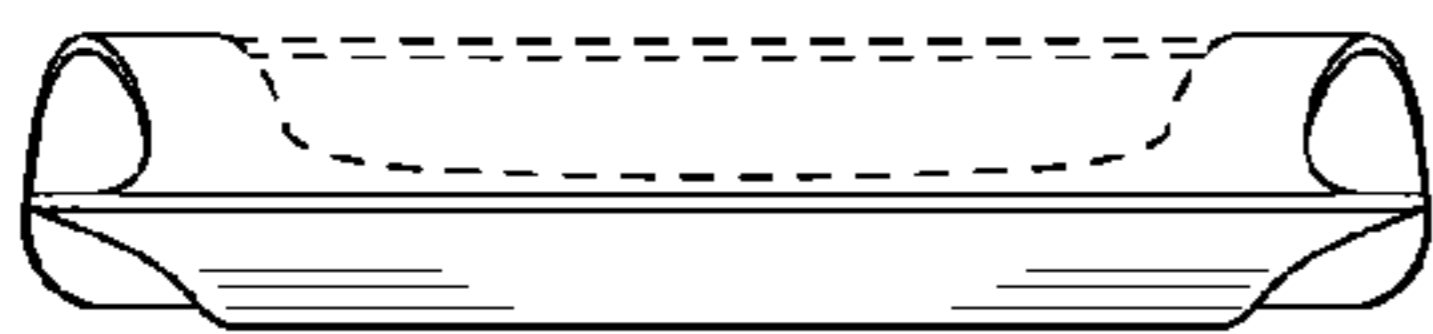


FIG. 3

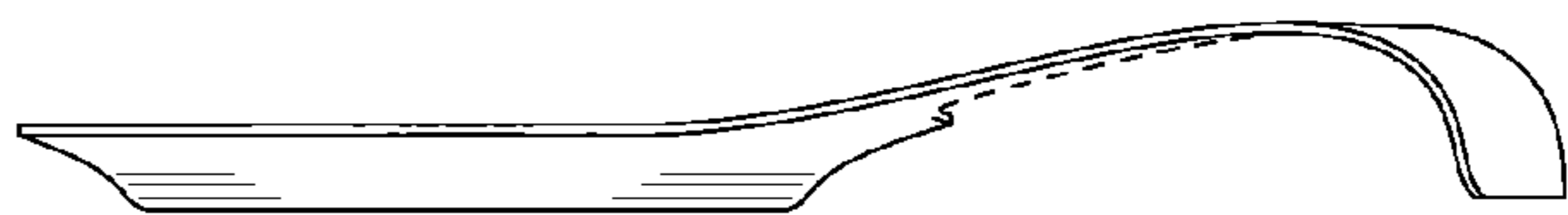


FIG. 4

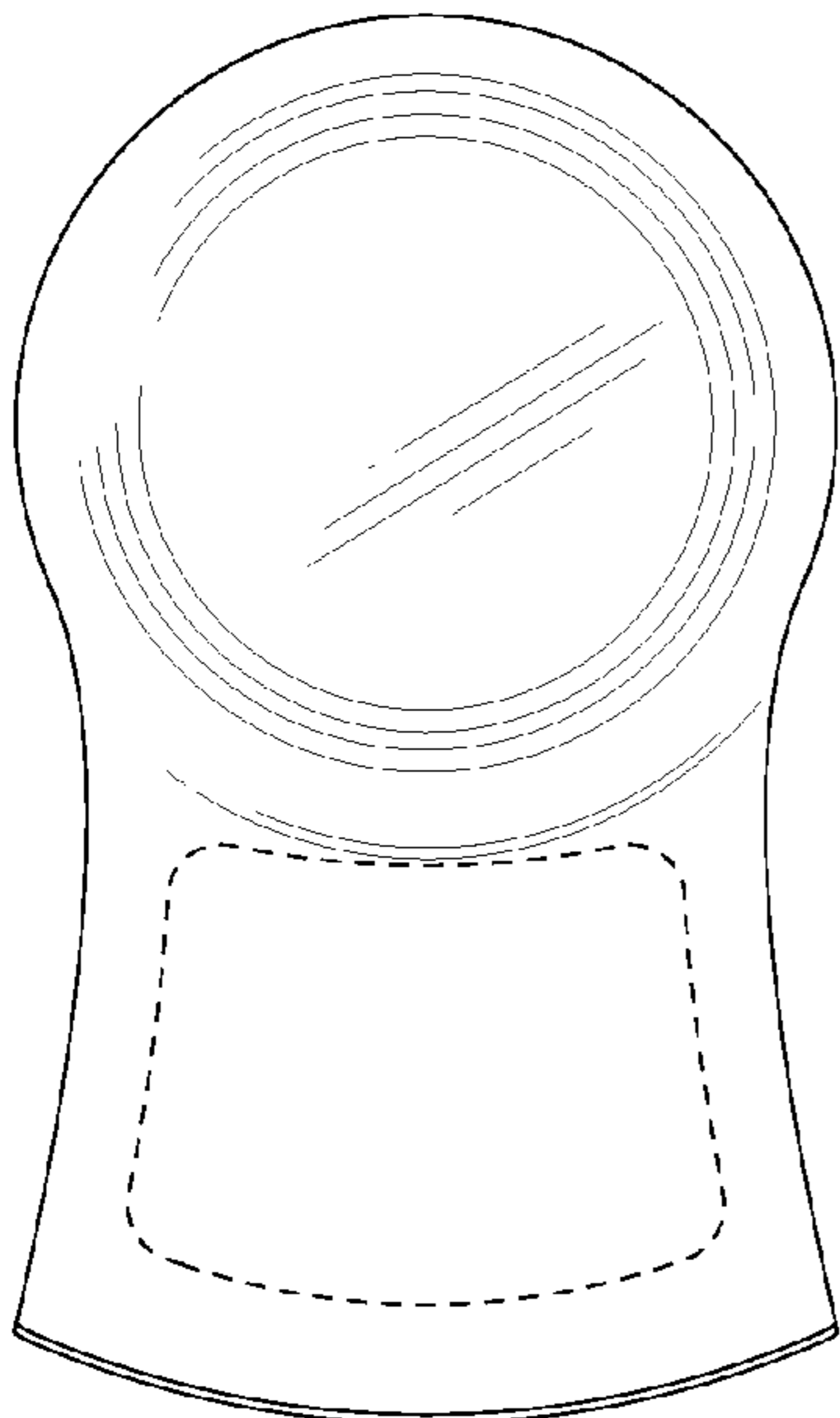


FIG. 5



FIG. 6

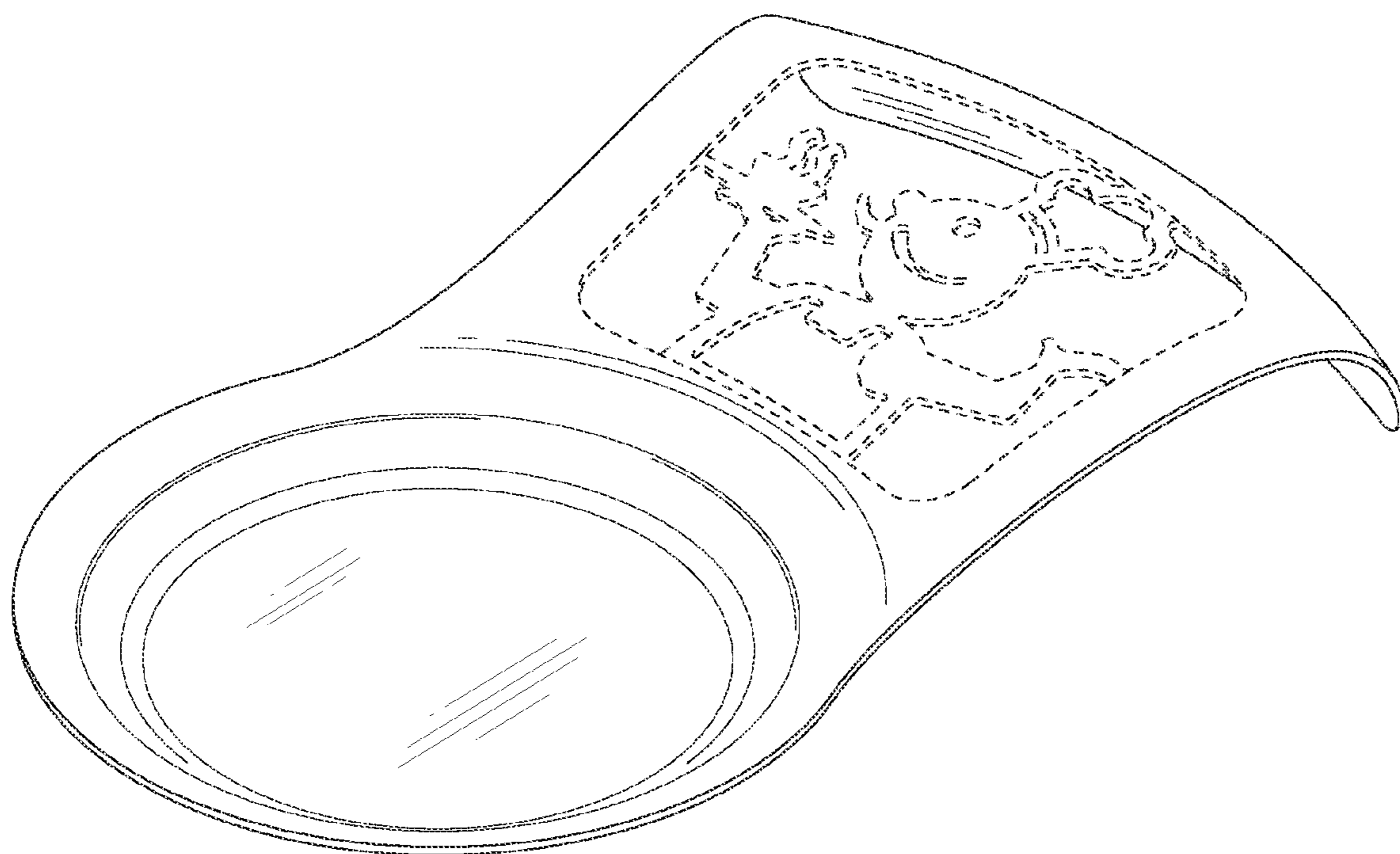


FIG. 7

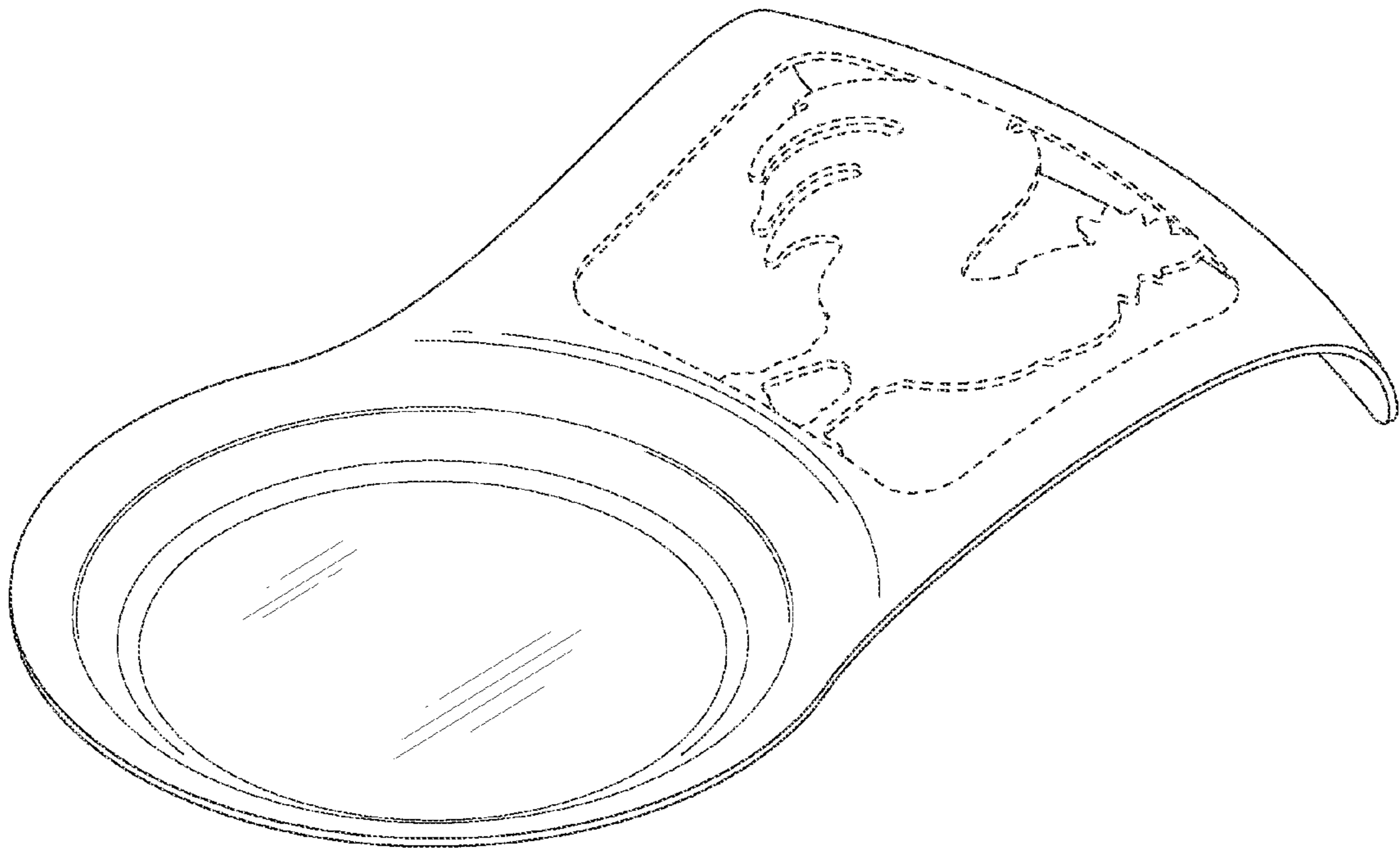


FIG. 8