



US00D637031S

(12) **United States Design Patent**
Anderson

(10) **Patent No.:** **US D637,031 S**

(45) **Date of Patent:** **** May 3, 2011**

(54) **SUPPORT PILLOW**

(76) **Inventor:** **Renee Anderson, Springdale, AR (US)**

(**) **Term:** **14 Years**

(21) **Appl. No.:** **29/370,620**

(22) **Filed:** **Aug. 12, 2010**

(51) **LOC (9) Cl.** **06-09**

(52) **U.S. Cl.** **D6/601**

(58) **Field of Classification Search** D6/601,
D6/595, 596, 604, 406.3; 5/639, 636, 637,
5/655.9, 657, 648, 630, 654, 655.3, 632,
5/633, 644, 652; D24/183; D21/803; D19/91;
248/444

See application file for complete search history.

(56) **References Cited**

U.S. PATENT DOCUMENTS

1,349,072	A *	8/1920	Lines	5/645
1,928,806	A *	10/1933	Barcalo	5/639
1,934,254	A *	11/1933	Barcalo	5/639
3,220,770	A *	11/1965	Schaeffer	297/395
3,298,044	A *	1/1967	Saltness et al.	5/644
3,400,413	A *	9/1968	La Grossa	5/639
4,144,603	A *	3/1979	Schaechter	5/490
4,537,646	A *	8/1985	Hoyle	156/212
4,768,245	A *	9/1988	Dutton	5/636
D308,311	S *	6/1990	Forsland	D6/601
D313,917	S *	1/1991	Valliere	D6/601
D376,948	S *	12/1996	Sullins et al.	D6/601

D411,401	S *	6/1999	Edick et al.	D6/601
D415,532	S *	10/1999	Tobin	D19/91
D428,295	S *	7/2000	Frye	D6/601
6,270,050	B1 *	8/2001	Friedrich	248/444
D476,184	S *	6/2003	Hall	D6/601
D485,723	S *	1/2004	Salazar	D6/601
6,820,852	B2 *	11/2004	Wainscott et al.	248/444.1
D504,269	S *	4/2005	Faircloth	D6/601
7,627,916	B1 *	12/2009	Gielow	5/636
D612,187	S *	3/2010	Visco	D6/604

* cited by examiner

Primary Examiner — Lucy Lieberman

(74) *Attorney, Agent, or Firm* — Keisling & Pieper PLC;
Meredith K. Lowry


(57) **CLAIM**

The ornamental design for a support pillow, as shown and described.

DESCRIPTION

FIG. 1 is a perspective view of a support pillow showing my new design supporting a tablet personal computer;
FIG. 2 is perspective view of the support pillow;
FIG. 3 is a front elevational view thereof
FIG. 4 is a back elevational view thereof;
FIG. 5 is a top plan view thereof;
FIG. 6 is a bottom plan view thereof; and,
FIG. 7 is a right side elevational view thereof, the left side being a mirror image.
The tablet personal computer shown in broken lines in FIG. 1 does not form part of the claimed design.

1 Claim, 1 Drawing Sheet






FIG. 1




FIG. 2



FIG. 3




FIG. 4




FIG. 5

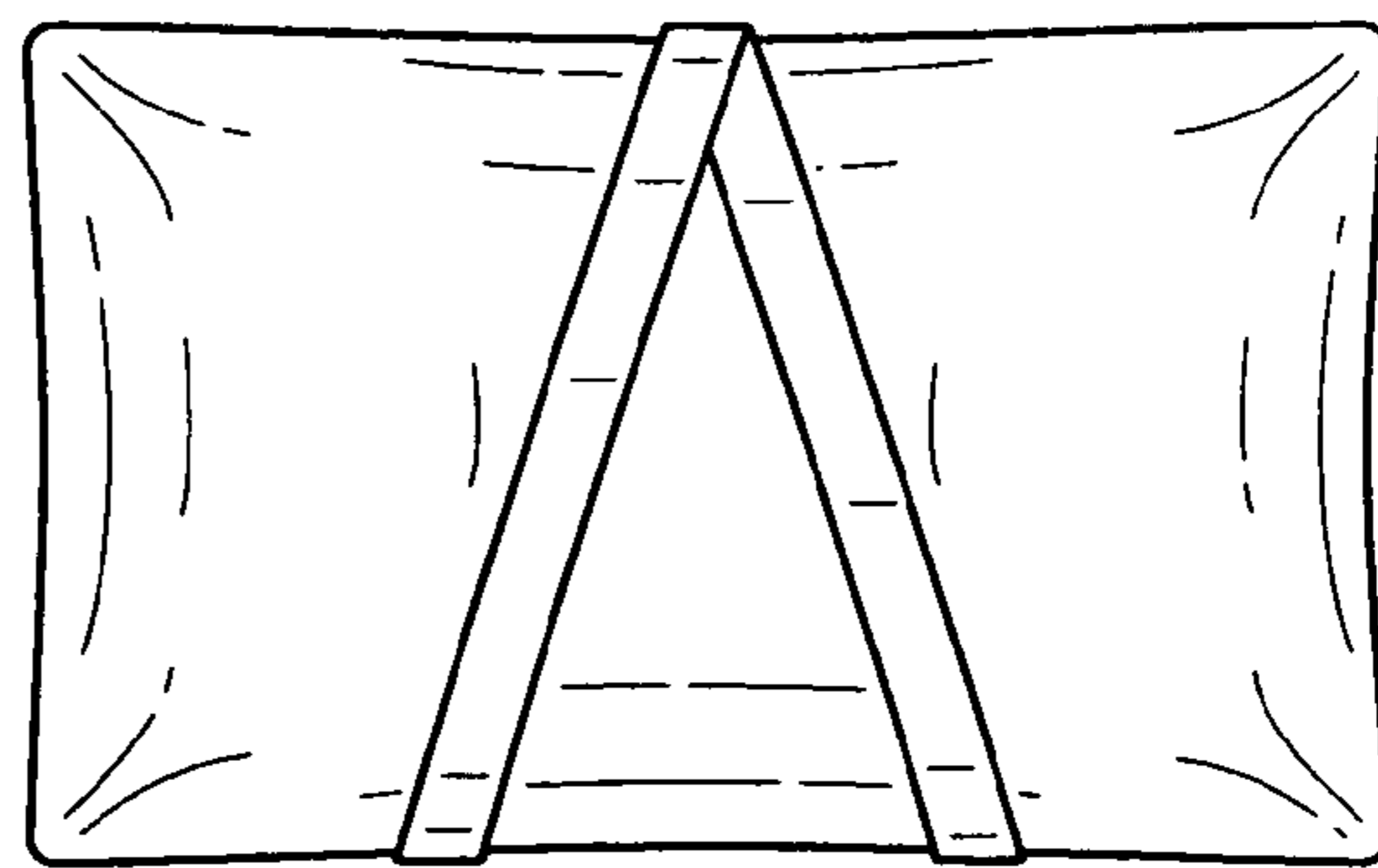


FIG. 6

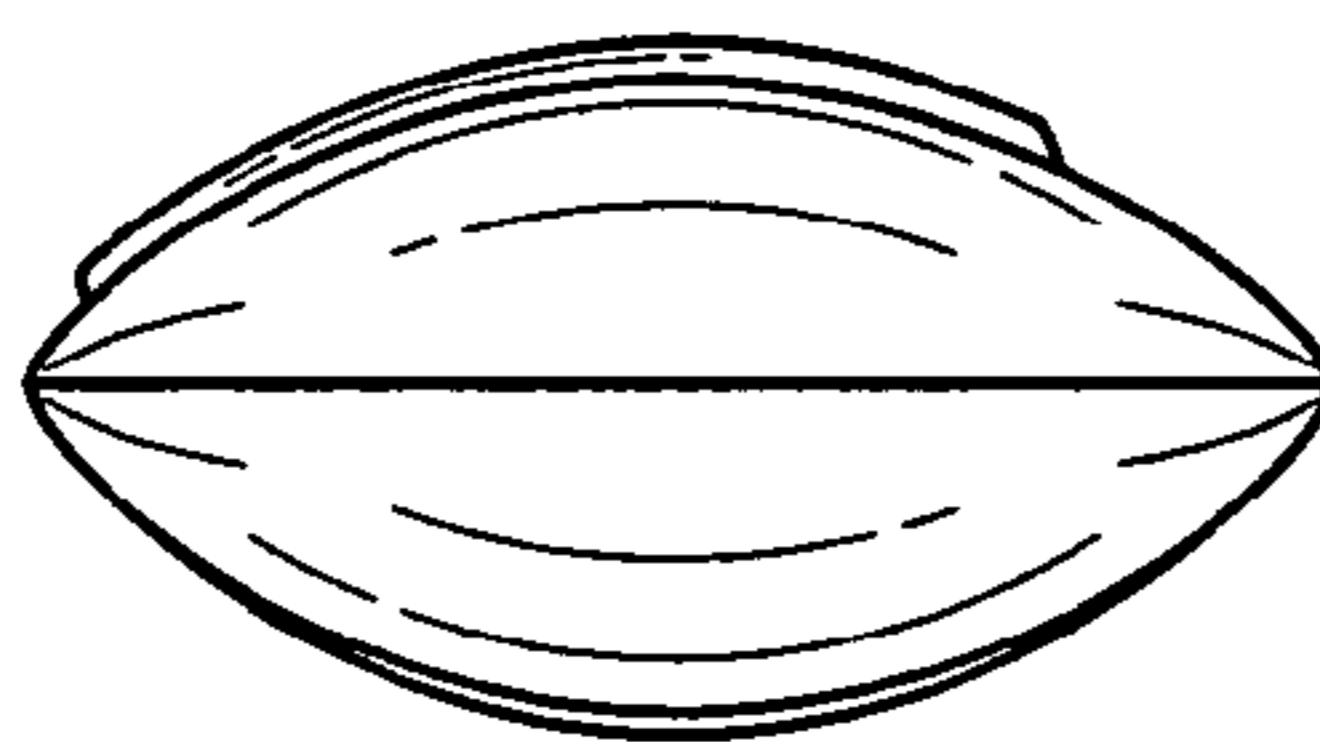


FIG. 7