



US00D637028S

(12) **United States Design Patent**  
**Chou**

(10) **Patent No.:** **US D637,028 S**

(45) **Date of Patent:** **\*\* May 3, 2011**

(54) **VENETIAN BLIND SLAT**

(76) **Inventor:** **Tser Wen Chou, Taipei (TW)**

(\*\*) **Term:** **14 Years**

(21) **Appl. No.:** **29/382,442**

(22) **Filed:** **Jan. 4, 2011**

(51) **LOC (9) Cl.** ..... **06-10**

(52) **U.S. Cl.** ..... **D6/577**

(58) **Field of Classification Search** ..... D6/575,  
D6/577, 578, 580; 160/84.04, 84.06, 89,  
160/115, 168.1 R, 176.1 R, 178.3, 236; D25/49;  
49/74.1

See application file for complete search history.

(56) **References Cited**

**U.S. PATENT DOCUMENTS**

D347,348 S *	5/1994	Chen	.....	D6/577
D354,192 S *	1/1995	Ross et al.	.....	D6/577
D355,092 S *	2/1995	Swopes	.....	D6/580
D386,642 S *	11/1997	Schneider	.....	D6/580
D409,869 S *	5/1999	Marusak	.....	D6/577

6,880,611 B2 *	4/2005	Nien	.....	160/236
D578,332 S *	10/2008	Chen	.....	D6/577
D581,712 S *	12/2008	Chen	.....	D6/577
D594,262 S *	6/2009	McNiel	.....	D6/577

\* cited by examiner

*Primary Examiner* — Susan Bennett Hattan

*Assistant Examiner* — Barbara B Lohr

(74) *Attorney, Agent, or Firm* — Ming Chow; Sinorica, LLC

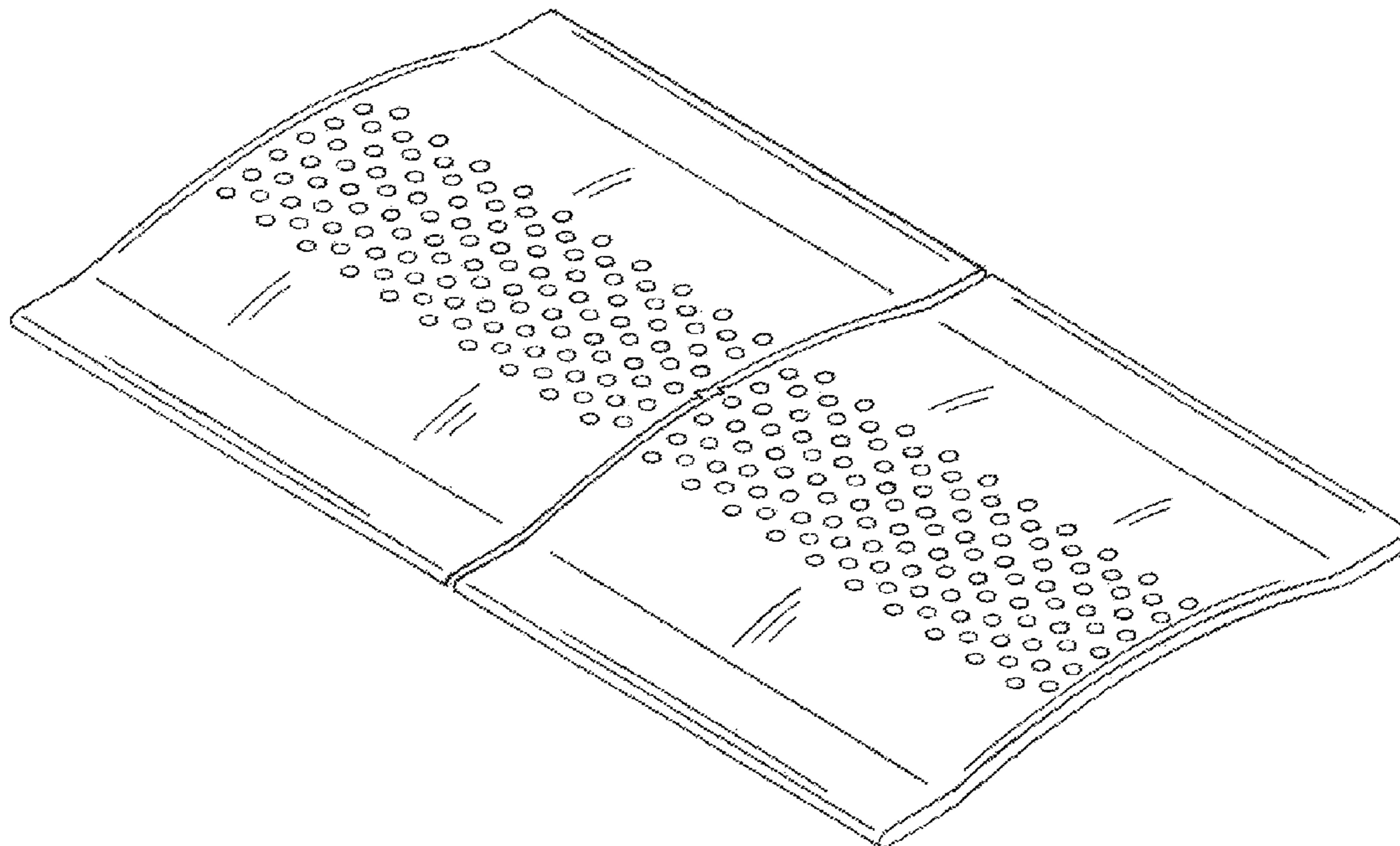
(57) **CLAIM**

The ornamental design for a venetian blind slat, as shown and described.

**DESCRIPTION**

FIG. 1 is a perspective view of a venetian blind slat;  
FIG. 2 is a front view thereof;  
FIG. 3 is a rear view thereof;  
FIG. 4 is a left side view thereof;  
FIG. 5 is a right side view thereof;  
FIG. 6 is a top view thereof; and,  
FIG. 7 is a bottom view thereof.

**1 Claim, 4 Drawing Sheets**



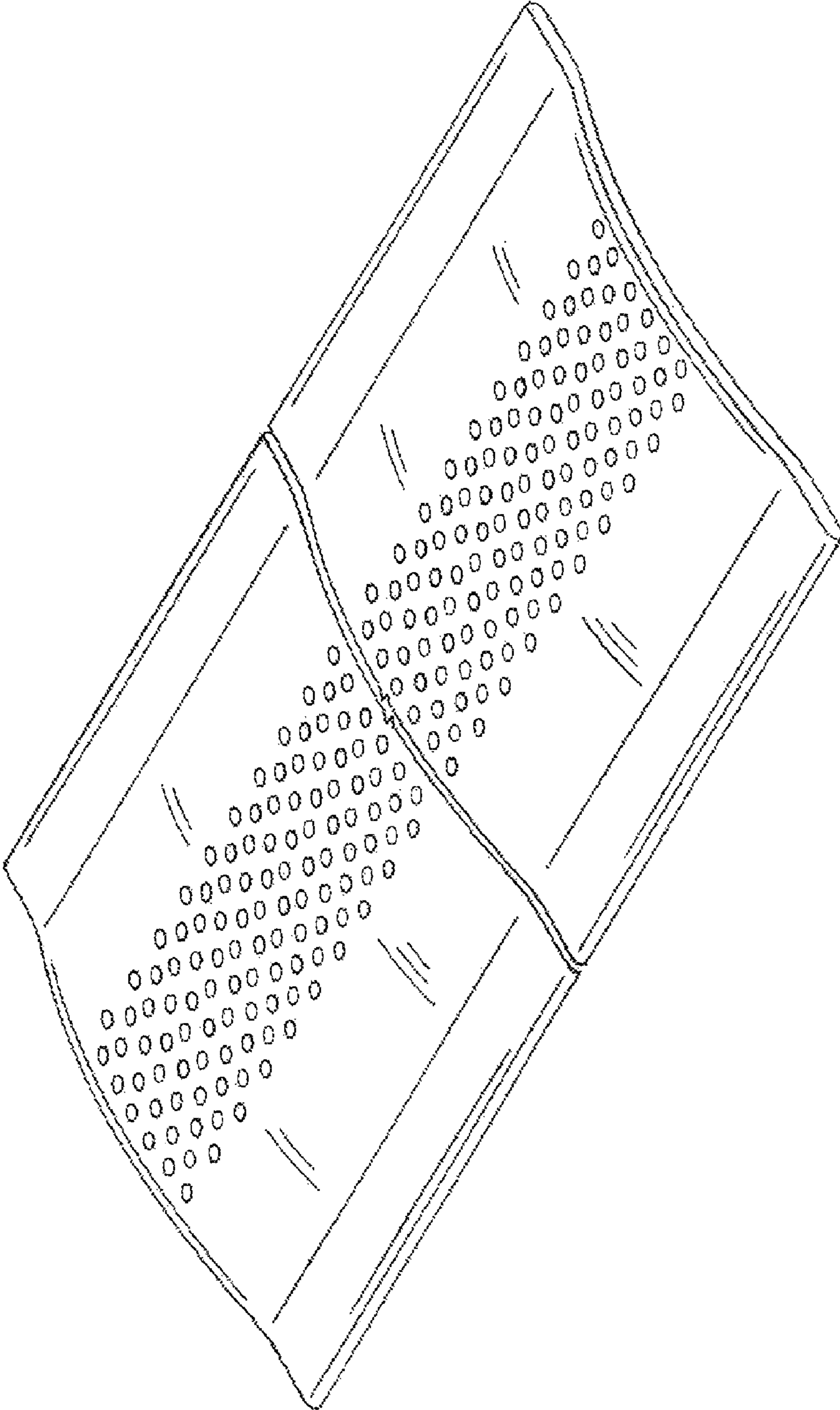


FIG 1




FIG 2




FIG 3




FIG 4

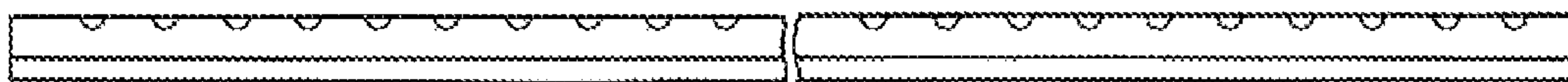


FIG 5

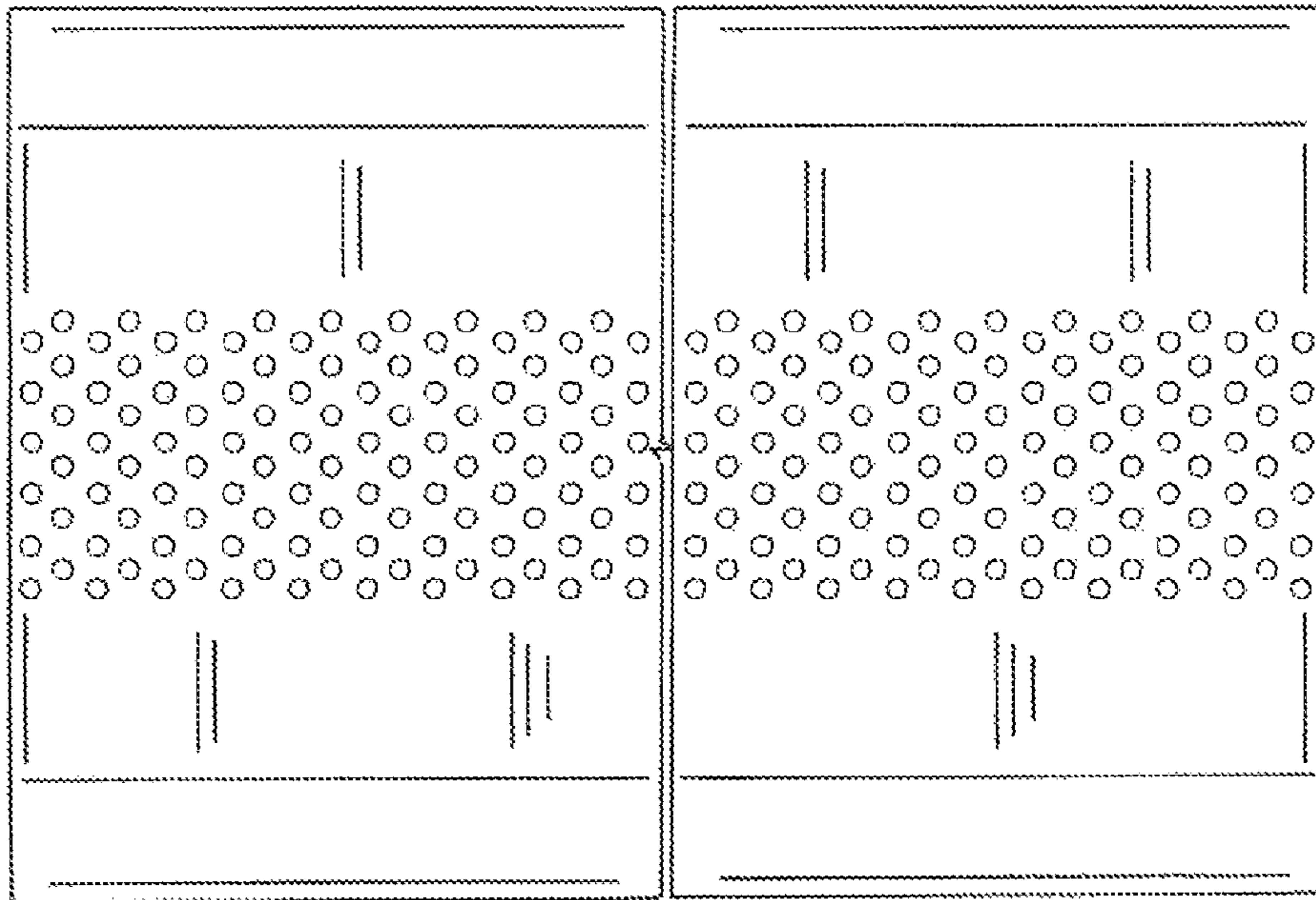


FIG 7

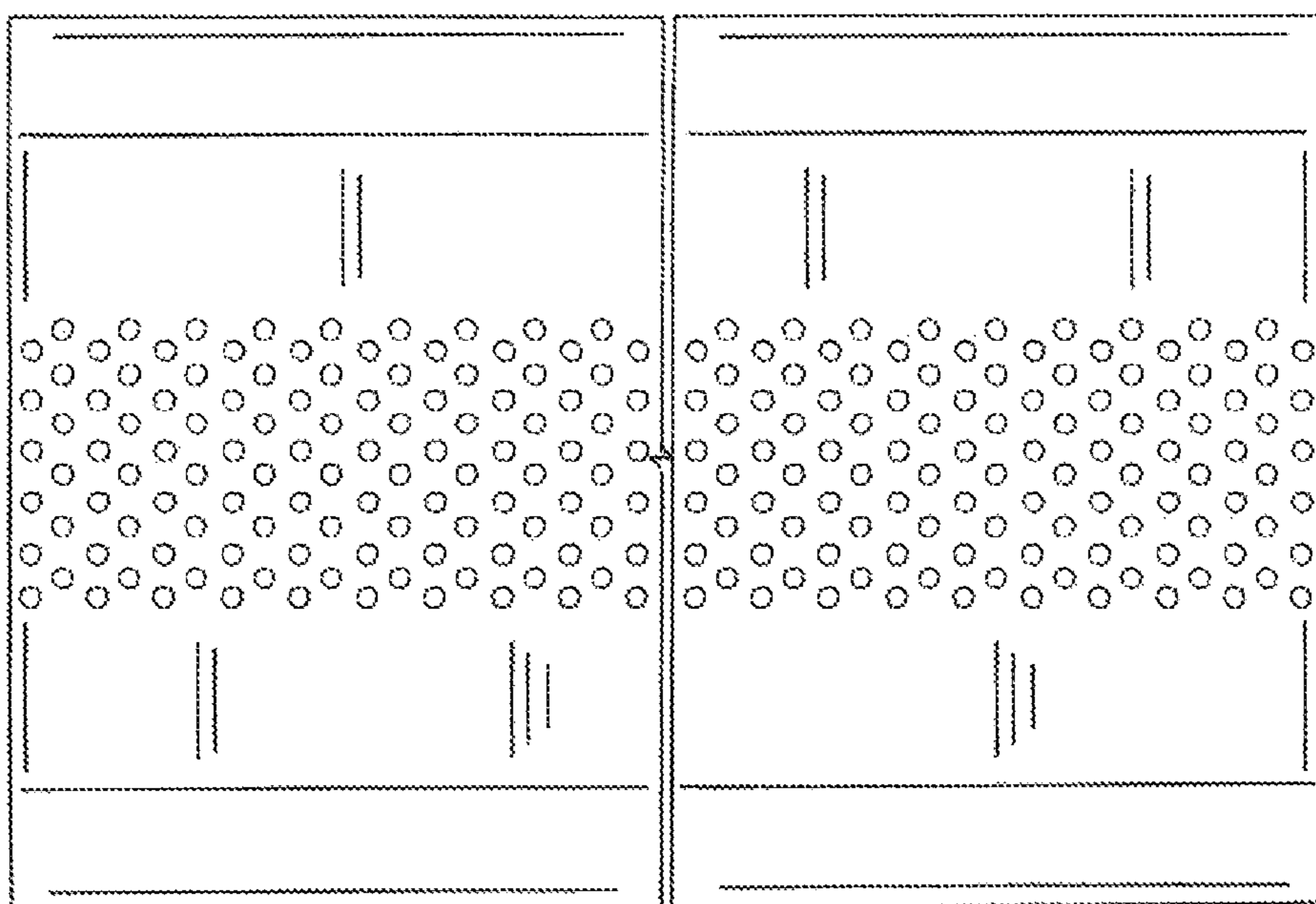


FIG 6