



US00D637024S

(12) **United States Design Patent**
Noble Colin

(10) **Patent No.:** **US D637,024 S**

(45) **Date of Patent:** **** *May 3, 2011**

(54) **DISPLAY RACK**

(75) Inventor: **Maria Alejandra Noble Colin**, Del
Magdalena Contreras (MX)

(73) Assignee: **Sabritas, S. de R.L. de C.V.**, Colonia
Bosques de Las Lomas (MM)

(*) Notice: This patent is subject to a terminal disclaimer.

(**) Term: **14 Years**

(21) Appl. No.: **29/361,794**

(22) Filed: **May 14, 2010**

(51) **LOC (9) Cl.** **06-02**

(52) **U.S. Cl.** **D6/510**

(58) **Field of Classification Search** D6/475-479,
D6/553, 574, 509-511; 211/10-11, 49.1,
211/71.01, 85.26, 86.01, 126.1; 206/503,
206/504, 507-508, 557, 563-564; 108/26,
108/56.1, 56.3-56.4, 59, 106-110
See application file for complete search history.

(56) **References Cited**

U.S. PATENT DOCUMENTS

65,152 A	5/1867	Anthony	
234,452 A	11/1880	Ayres	
D162,397 S *	3/1951	Fink	D6/463
D188,329 S	7/1960	Kelley	
2,964,200 A	12/1960	King	
3,194,472 A *	7/1965	Crane	220/561
3,393,888 A	7/1968	Henningsgard	
3,675,815 A *	7/1972	Rehrig	206/507
3,797,790 A	3/1974	Iseki	
3,866,788 A	2/1975	Smit	
D244,243 S *	5/1977	Hegg et al.	D6/476
D253,213 S *	10/1979	Hudik et al.	D6/474
D254,821 S *	4/1980	Rabas	D6/468

D260,194 S *	8/1981	Carroll et al.	D3/307
4,416,380 A	11/1983	Flum	
D274,967 S *	8/1984	Taylor	D6/510
D279,529 S *	7/1985	Denhoff	D6/474
D304,981 S *	12/1989	Raskas	D6/478
D314,262 S *	1/1991	Kretchman et al.	D32/25
D319,908 S *	9/1991	Stahl	D3/304
D341,967 S *	12/1993	Cohn	D6/511
D348,284 S *	6/1994	Thorud et al.	D19/92
5,351,923 A	10/1994	Booth, Jr.	
5,531,517 A *	7/1996	Alpen	312/111
5,547,088 A	8/1996	Belokin et al.	
D378,821 S *	4/1997	Westcott	D15/89

(Continued)

OTHER PUBLICATIONS

“Display Shelving Components” by Lozier Corporation, found at <http://www.lozier.com/mod5-ic.htm>, dated Nov. 18, 2005.

Primary Examiner — Elizabeth A Albert

Assistant Examiner — Kelley A Donnelly

(74) *Attorney, Agent, or Firm* — Colin P. Cahoon; Carstens & Cahoon, LLP

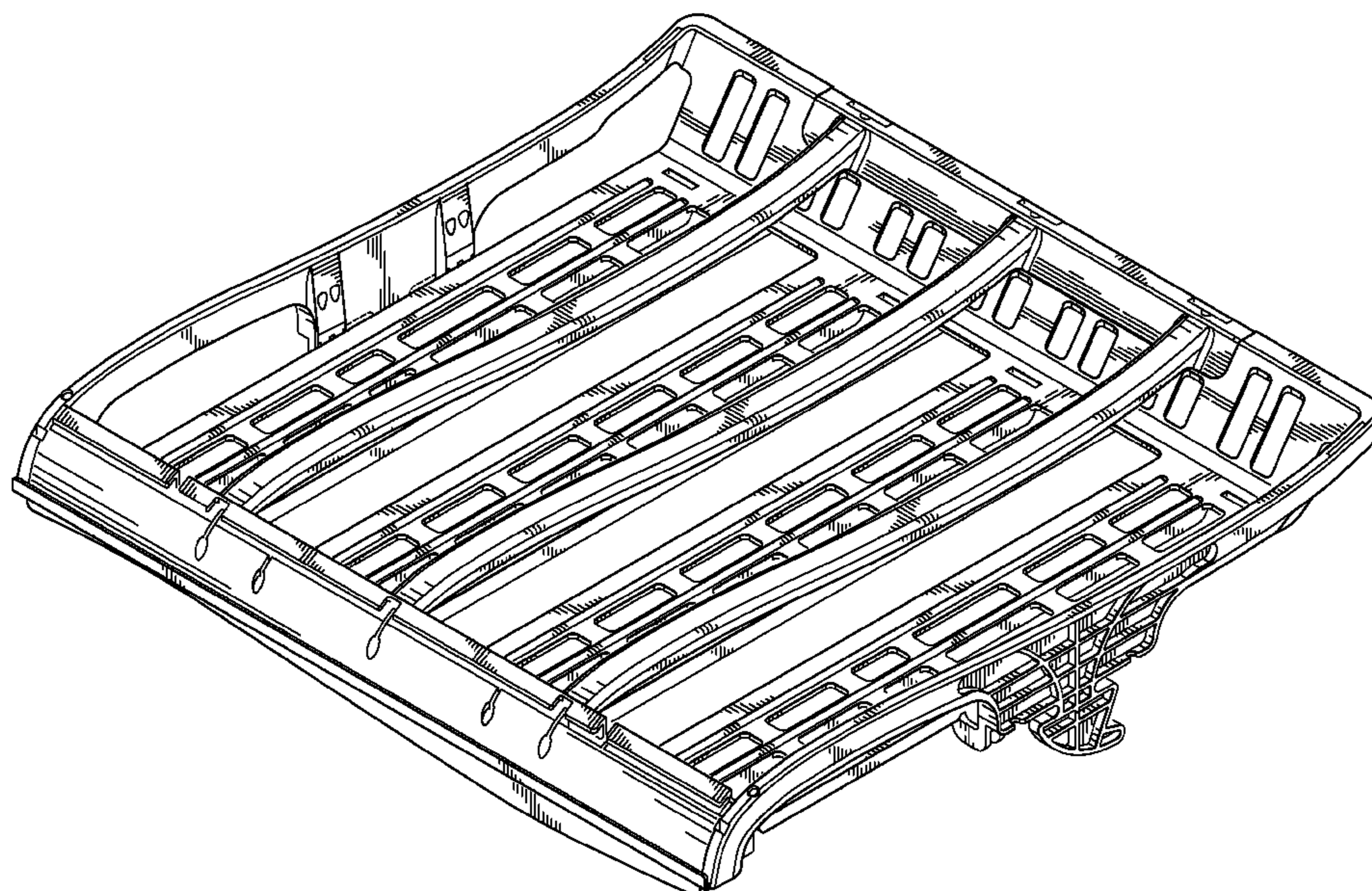
(57) **CLAIM**

The ornamental design for a display rack, as shown and described.

DESCRIPTION

FIG. 1 is a front perspective view of the present invention; FIG. 2 is a front elevation view of the present invention; FIG. 3 is a left elevation view of the present invention; FIG. 4 is a right elevation view of the present invention; FIG. 5 is a rear elevation view of the present invention; FIG. 6 is a top plan view of the present invention; and, FIG. 7 is a bottom plan view of the present invention. The broken lines are for the purpose of illustrating environment of the design and form no part of the claimed design.

1 Claim, 4 Drawing Sheets



US D637,024 S

Page 2

U.S. PATENT DOCUMENTS

5,641,083	A	6/1997	Metcalf	
D381,363	S *	7/1997	Jackson	D19/92
D382,140	S *	8/1997	Loflin	D6/465
D394,966	S *	6/1998	Connor et al.	D6/476
5,839,650	A *	11/1998	Sheffer	229/120.11
D413,745	S *	9/1999	Bidwell et al.	D6/510
D416,722	S	11/1999	Hartwall	
D423,857	S	5/2000	Shea	
D423,983	S *	5/2000	Goldman et al.	D11/143
D455,032	S *	4/2002	Quinn	D6/510
D456,191	S *	4/2002	Bonin	D6/510
D457,014	S	5/2002	Miller	
D468,102	S *	1/2003	Taylor et al.	D3/304
D473,073	S *	4/2003	Kettering et al.	D6/462
D476,132	S *	6/2003	Piner et al.	D99/43
D477,479	S *	7/2003	Henderson et al.	D6/510
D495,532	S *	9/2004	Meissen et al.	D6/475
D498,375	S *	11/2004	Post et al.	D6/510
D499,922	S	12/2004	Anderson et al.	
D505,817	S *	6/2005	Jackson	D6/510
D506,870	S *	7/2005	Uihlein et al.	D3/307
D513,141	S *	12/2005	Mehmen et al.	D6/510
7,048,131	B2	5/2006	Gay et al.	
7,128,221	B2	10/2006	Metcalf	
D540,541	S *	4/2007	Liukko	D3/309
D544,250	S *	6/2007	Daugherty et al.	D6/463
D544,251	S *	6/2007	Daugherty et al.	D6/463
D545,060	S *	6/2007	Cheng	D3/306
D553,861	S *	10/2007	Fernandez et al.	D3/307
D567,554	S *	4/2008	Cloutier	D6/510
D575,966	S *	9/2008	Hopkins	D6/462
D585,216	S *	1/2009	Colin	D6/462
D591,982	S *	5/2009	Belokin	D6/476
D598,684	S *	8/2009	Stahl	D6/511
7,699,172	B2 *	4/2010	McTavish et al.	206/511
D615,777	S *	5/2010	Lee et al.	D6/479

* cited by examiner

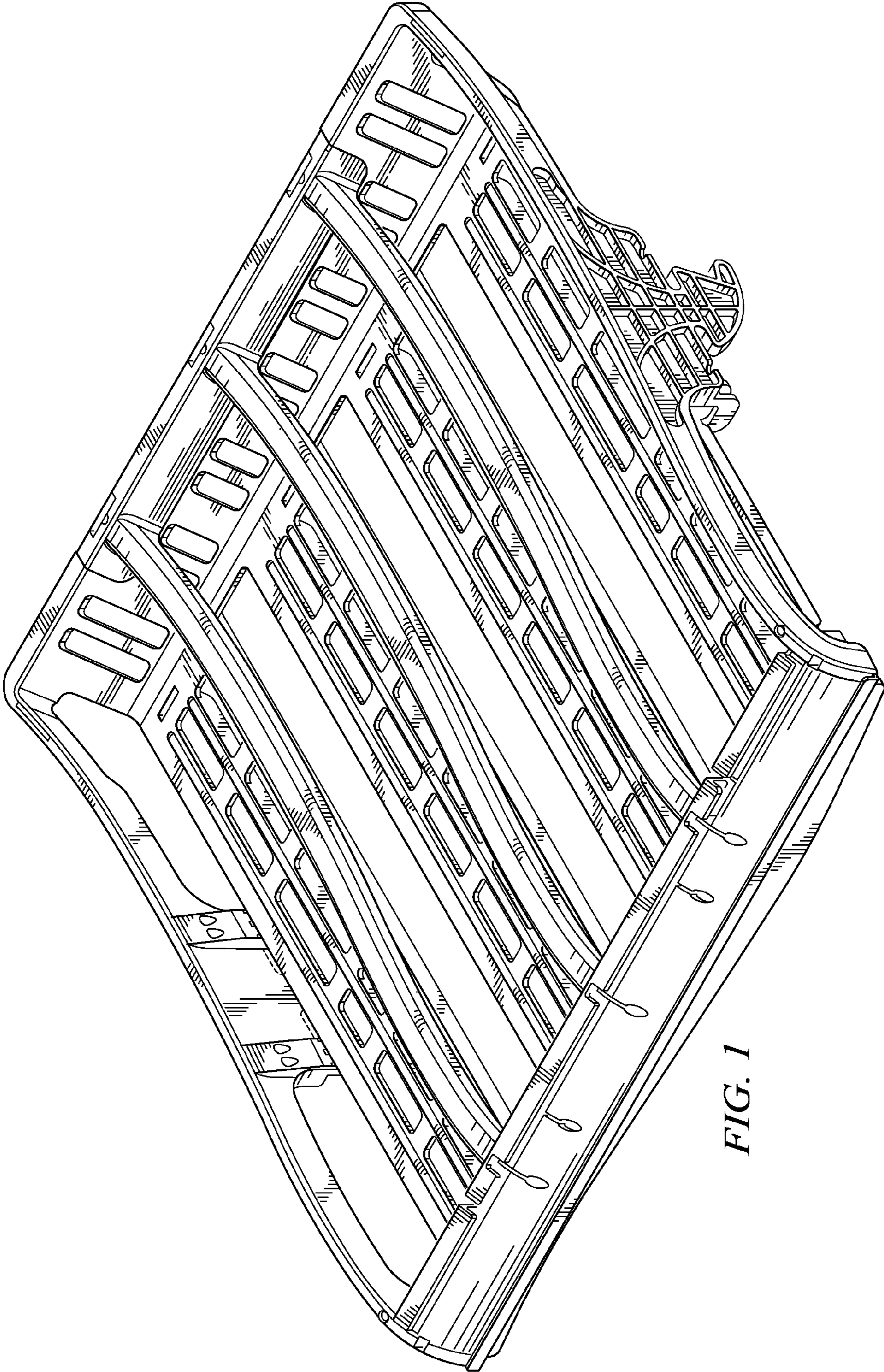


FIG. 1

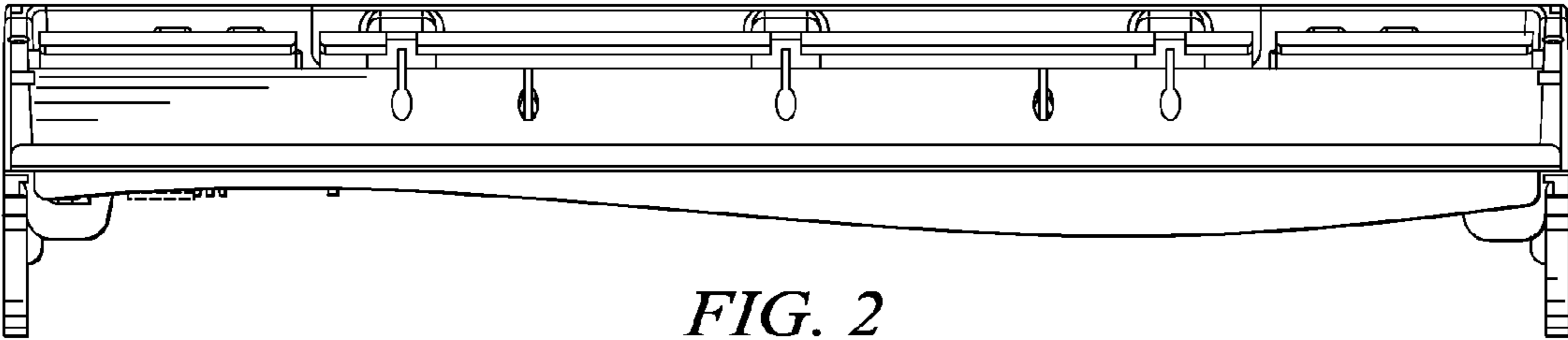


FIG. 2

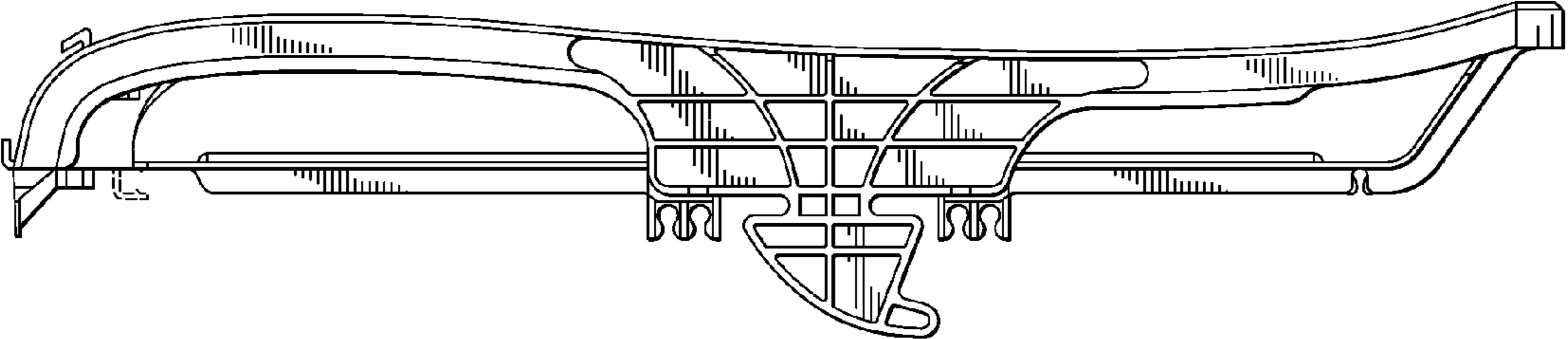


FIG. 3

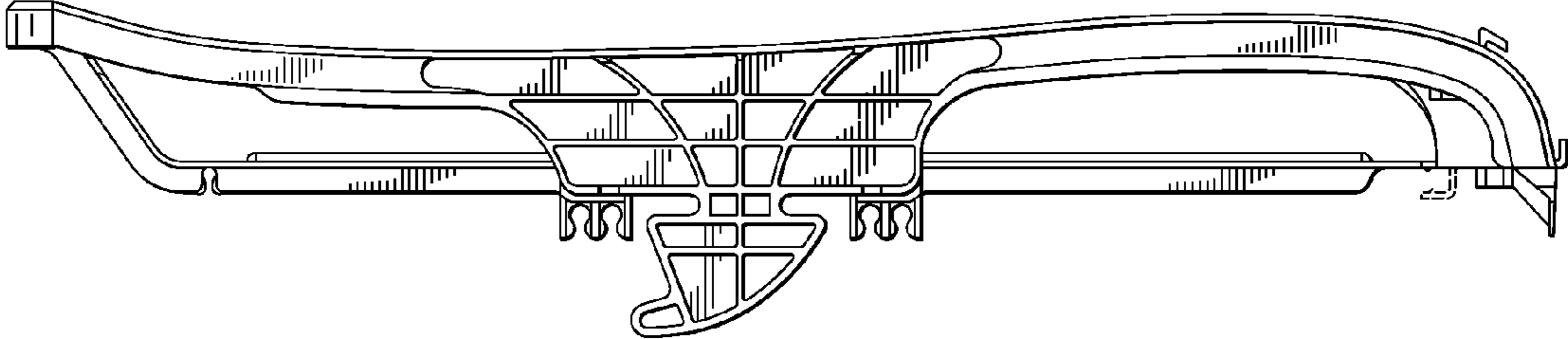


FIG. 4

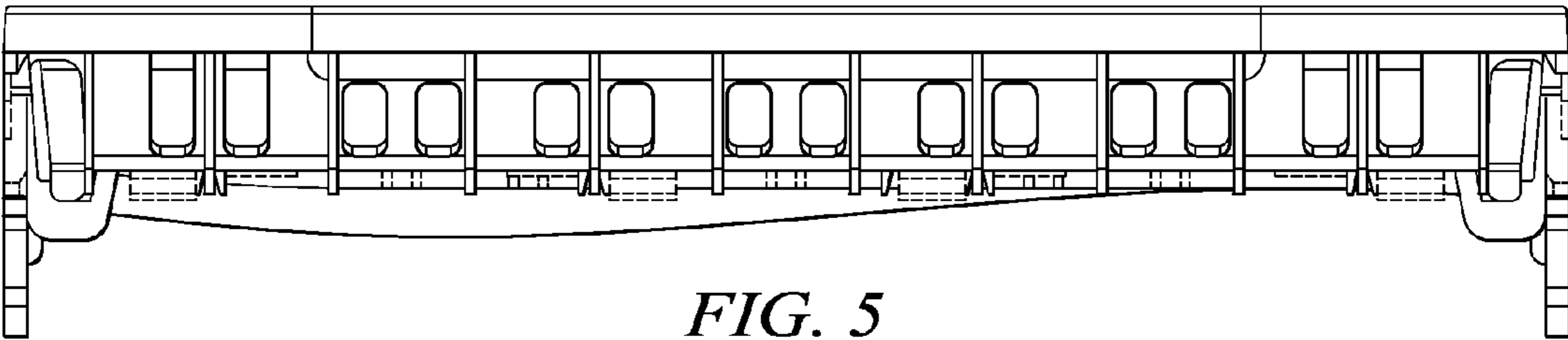


FIG. 5

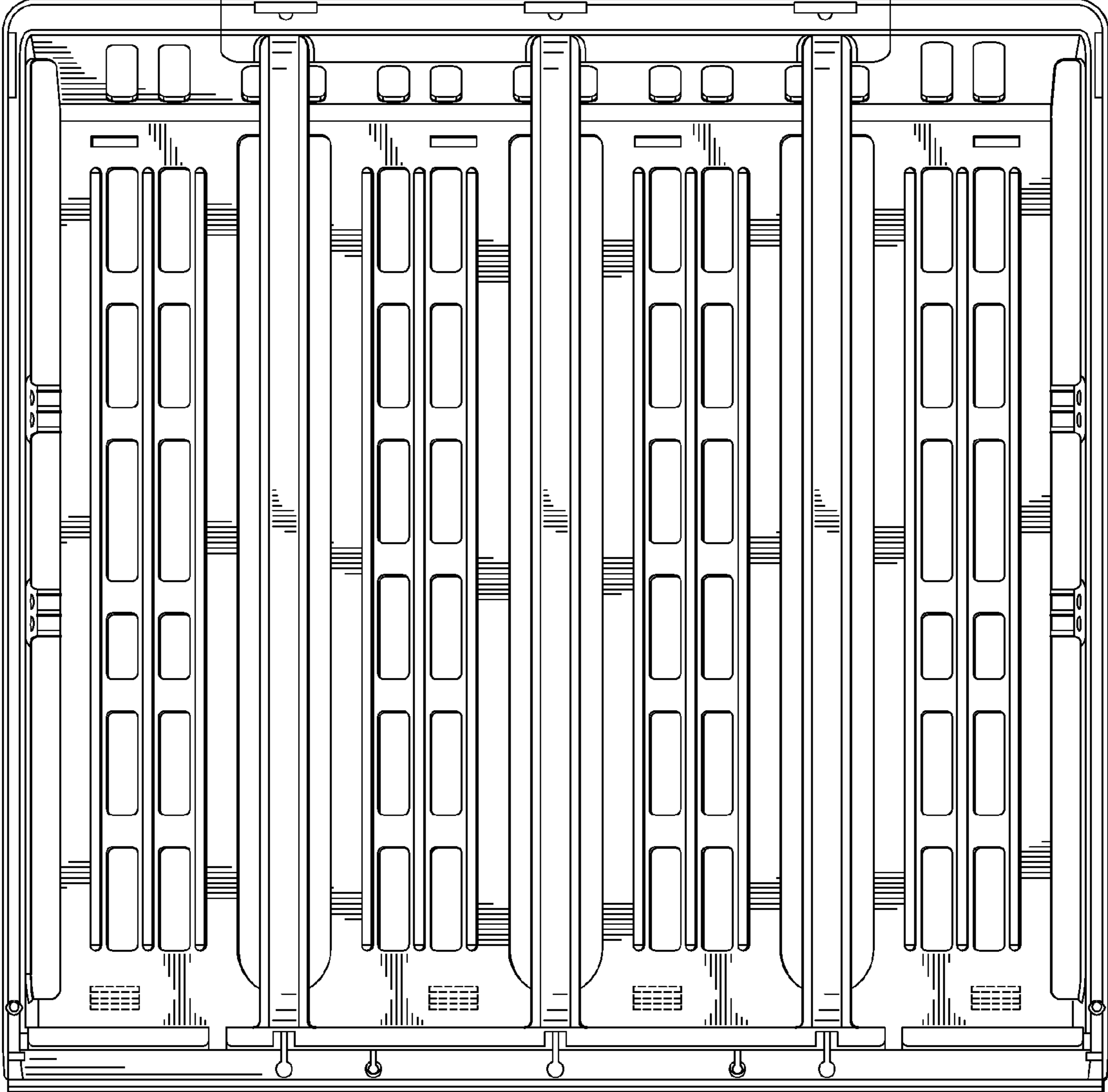


FIG. 6

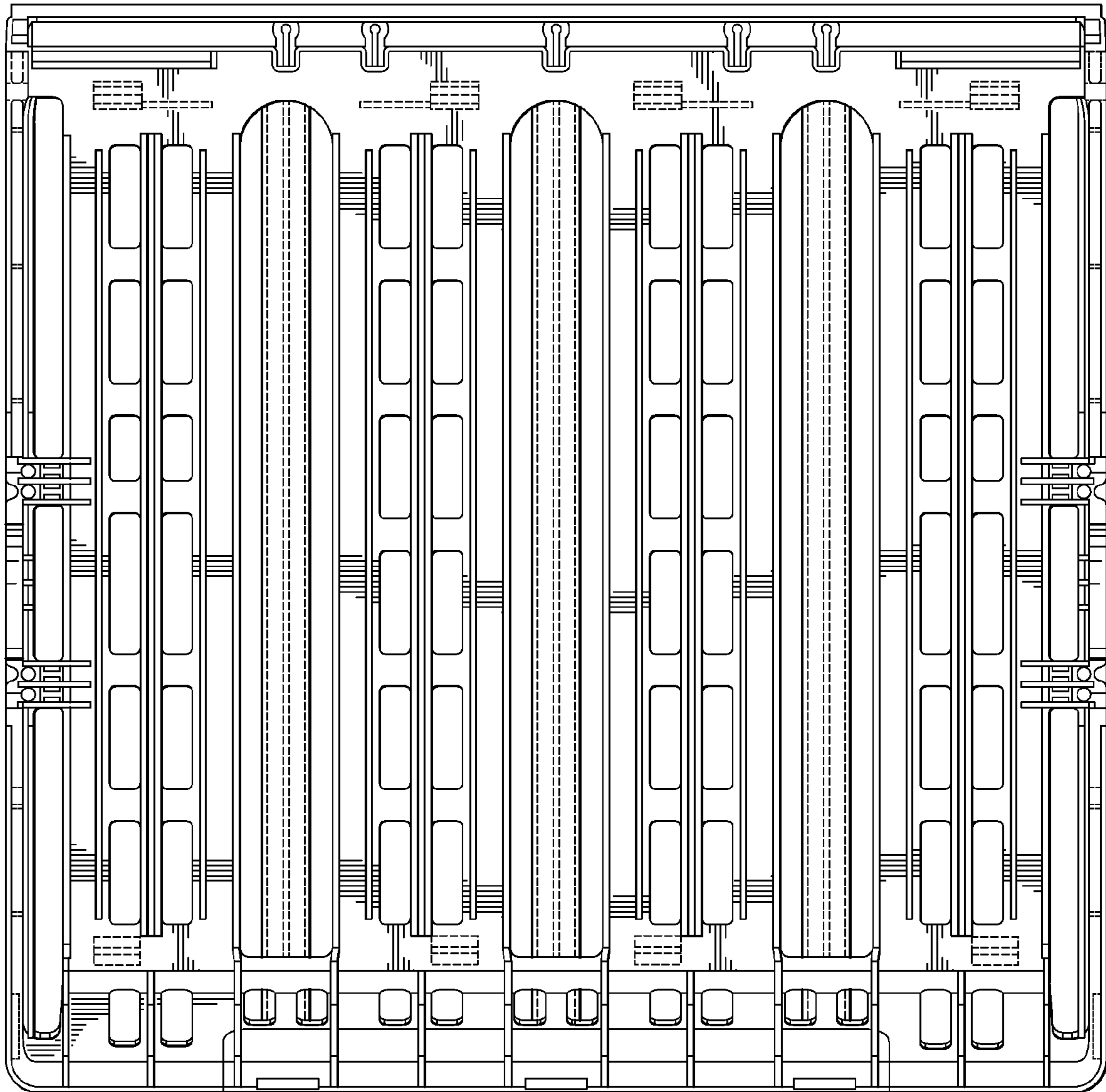


FIG. 7