



US00D637014S

(12) **United States Design Patent**
Schmitt

(10) **Patent No.:** **US D637,014 S**
(45) **Date of Patent:** **** May 3, 2011**

- (54) **DRESSER WITH MIRROR**
- (75) Inventor: **Jack Schmitt**, San Juan Capistrano, CA (US)
- (73) Assignee: **Amini Innovation Corporation**, Pico Rivera, CA (US)
- (**) Term: **14 Years**
- (21) Appl. No.: **29/294,573**
- (22) Filed: **Jan. 19, 2008**
- (51) **LOC (9) Cl.** **06-06**
- (52) **U.S. Cl.** **D6/444**
- (58) **Field of Classification Search** D6/300, D6/432, 434, 436-448, 470-472; 312/114, 312/138.1, 204, 224, 227, 237, 257.1, 278-279
See application file for complete search history.

- D374,783 S 10/1996 Keller et al.
- D383,330 S 9/1997 Lowery
- D384,518 S 10/1997 Bergelin
- D387,568 S 12/1997 Walters, III et al.
- D387,925 S * 12/1997 Keller et al. D6/438
- D400,733 S 11/1998 O'Hare
- D404,223 S * 1/1999 Bargagli-Stoffi D6/444
- D406,202 S 3/1999 Zaidman
- D411,050 S 6/1999 Keller et al.
- D412,413 S 8/1999 Keller et al.
- D418,328 S 1/2000 O'Hare
- D419,796 S 2/2000 O'Hare
- D424,831 S 5/2000 O'Hare
- D425,329 S 5/2000 O'Hare
- D437,503 S 2/2001 Ungaro
- D443,438 S 6/2001 O'Hare et al.

(Continued)

Primary Examiner — Elizabeth Albert
Assistant Examiner — Kelley Donnelly
(74) *Attorney, Agent, or Firm* — Cislo & Thomas, LLP

(56) **References Cited**

U.S. PATENT DOCUMENTS


- 107,479 A 9/1870 Gilman
- 2,009,225 A 7/1935 Farrar
- D109,986 S 6/1938 Hickerson
- D198,795 S 8/1964 Hekler
- D227,838 S 7/1973 Adkinson
- D234,177 S 1/1975 Keller
- D241,210 S 8/1976 Elsen
- D241,211 S 8/1976 Elsen
- D258,331 S 2/1981 Brown
- D258,333 S 2/1981 Brown
- D265,155 S 6/1982 Bravo
- D272,698 S 2/1984 Aulbert et al.
- D321,438 S 11/1991 Pauer et al.
- D341,502 S 11/1993 Ball
- D343,744 S 2/1994 Keller
- D346,915 S 5/1994 Roser, Jr.
- D350,656 S 9/1994 Ferguson
- D371,257 S 7/1996 Paus
- D373,033 S 8/1996 Rosebrock
- D374,569 S * 10/1996 Paus D6/444
- D374,570 S * 10/1996 Keller et al. D6/444

(57) **CLAIM**
I claim the ornamental design for a dresser with mirror, as shown and described.

DESCRIPTION

FIG. 1 is a front view of my dresser with mirror;
FIG. 2 is a left side view thereof;
FIG. 3 is a right side view thereof;
FIG. 4 is a top view thereof;
FIG. 5 is a front view of the dresser portion thereof;
FIG. 6 is a left side view of the dresser portion thereof;
FIG. 7 is a right side view of the dresser portion thereof;
FIG. 8 is a front view of the mirror portion thereof;
FIG. 9 is a left side view of the mirror portion, the right side (not shown) is a mirror image thereof;
FIG. 10 is a top view of the mirror portion; and,
FIG. 11 is a perspective view of my dresser with mirror.
The broken lines are for environmental purposes only and form no part of the claimed design.

1 Claim, 11 Drawing Sheets



US D637,014 S

Page 2

U.S. PATENT DOCUMENTS					
D447,887 S	9/2001	O'Hare et al.	D482,901 S	12/2003	Stanton
D448,205 S	9/2001	O'Hare et al.	D483,962 S	12/2003	Stanton
D450,203 S	11/2001	Vaaler	D484,319 S	12/2003	Domack
D451,700 S	12/2001	Vaaler	D485,079 S	1/2004	Warren et al.
D454,729 S	3/2002	Vaaler	D487,201 S	3/2004	Schmitt
D459,111 S	6/2002	Tobin, Jr.	D487,548 S	3/2004	Schmitt
D467,095 S	12/2002	Vaaler	D488,638 S	4/2004	Stanton
D468,930 S	1/2003	Berry, Jr. et al.	D488,936 S	4/2004	Schmitt
D469,626 S	2/2003	Vaaler	D490,626 S	6/2004	Risdon et al.
D469,631 S	2/2003	Vaaler	D508,795 S	8/2005	Mirchand
D469,982 S	2/2003	Warren et al.	D526,142 S	8/2006	Schmitt
D470,686 S	2/2003	O'Hare	D526,510 S	8/2006	Schmitt
D472,733 S	4/2003	McDaniel et al.	D527,203 S	8/2006	Schmitt
D473,400 S	4/2003	O'Hare	D529,310 S	10/2006	Schmitt
D474,054 S	5/2003	Warren et al.	D530,538 S	10/2006	Schmitt
D474,922 S	5/2003	Vaaler	D530,539 S	10/2006	Schmitt
D475,868 S	6/2003	Vaaler	D532,214 S	11/2006	Schmitt
D476,505 S	7/2003	Lenger	D532,625 S	11/2006	Schmitt
D477,725 S	7/2003	McDaniel et al.	D555,934 S *	11/2007	Thompson D6/444
D480,236 S	10/2003	Schmitt	D586,581 S *	2/2009	Schmitt D6/444
D480,896 S	10/2003	Paus	D593,774 S *	6/2009	Schmitt D6/444
D481,555 S *	11/2003	Schmitt D6/444	D603,622 S *	11/2009	Schmitt D6/444

* cited by examiner




FIG. 1

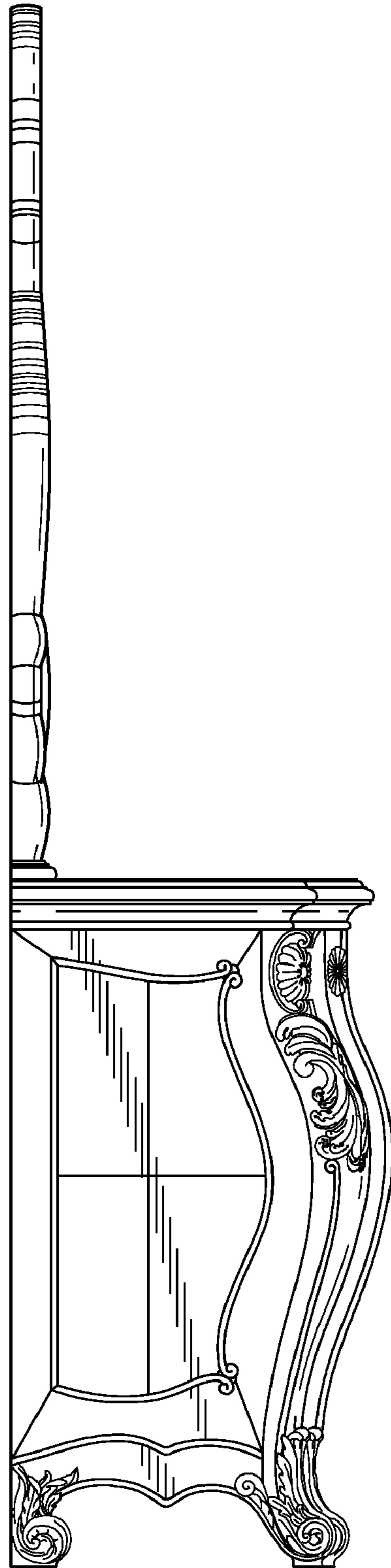


FIG. 2

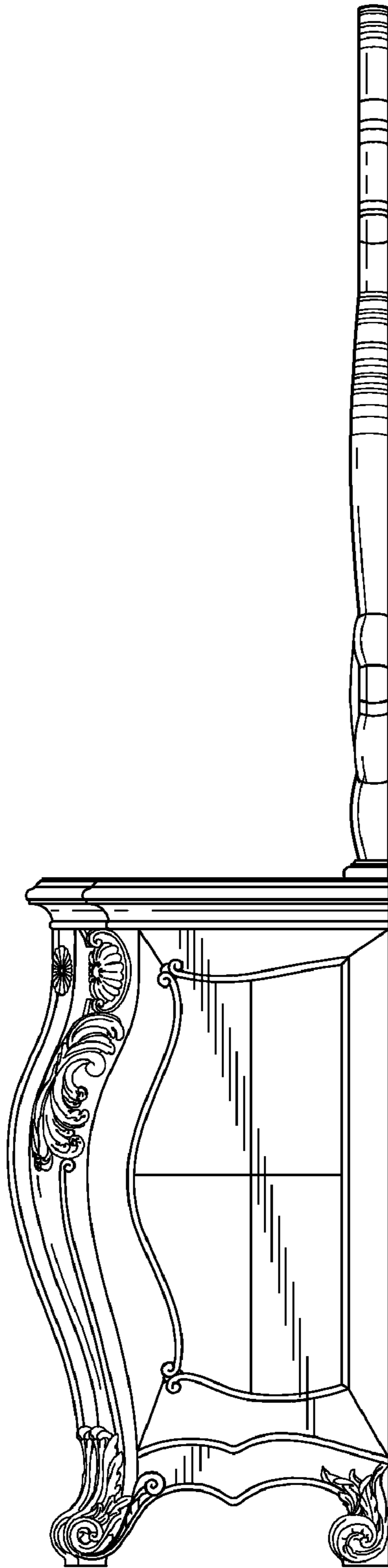


FIG. 3

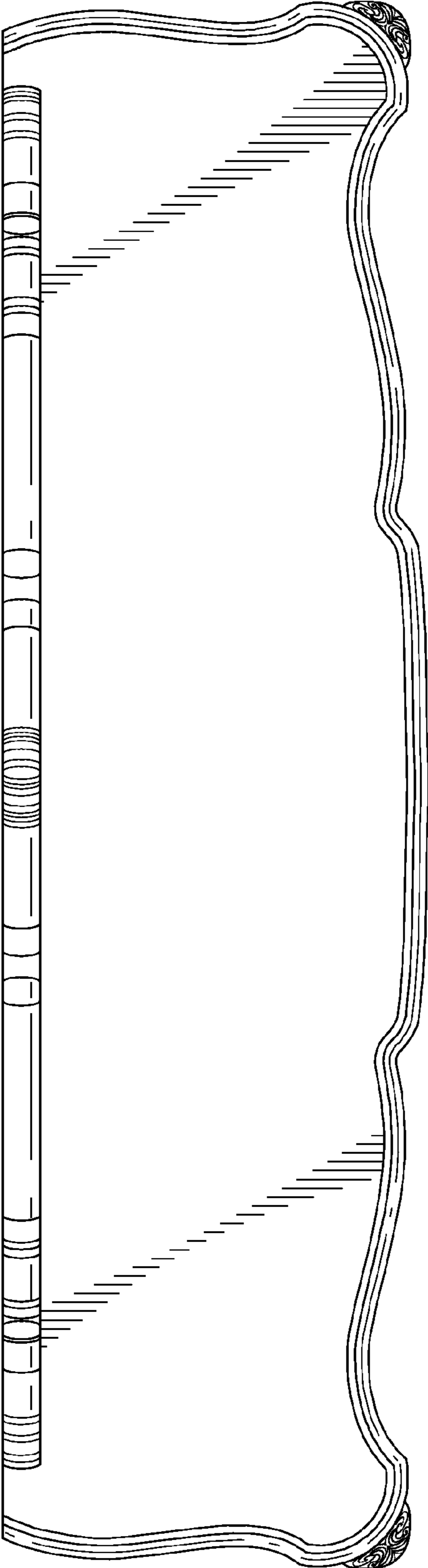


FIG. 4




FIG. 5

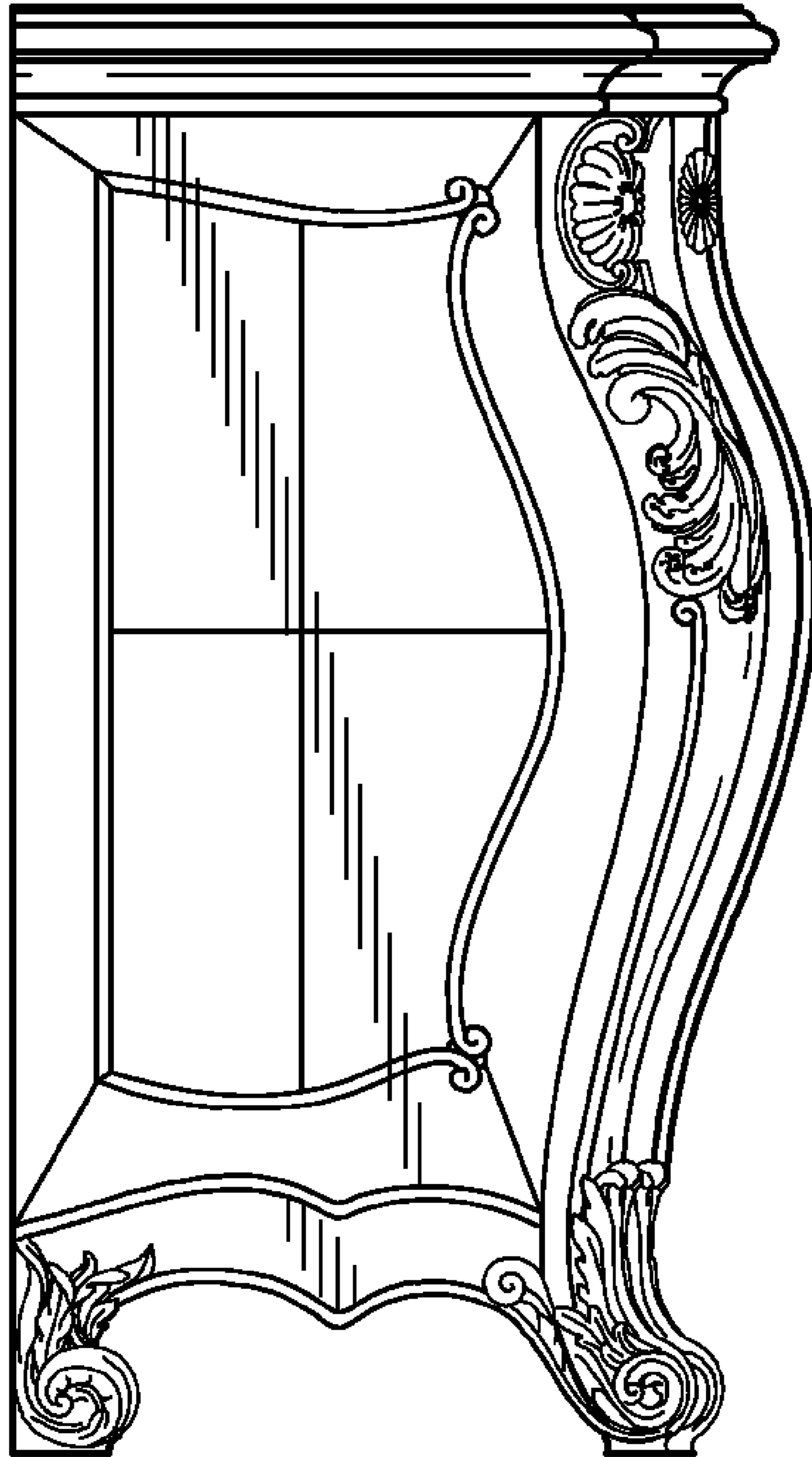


FIG. 6

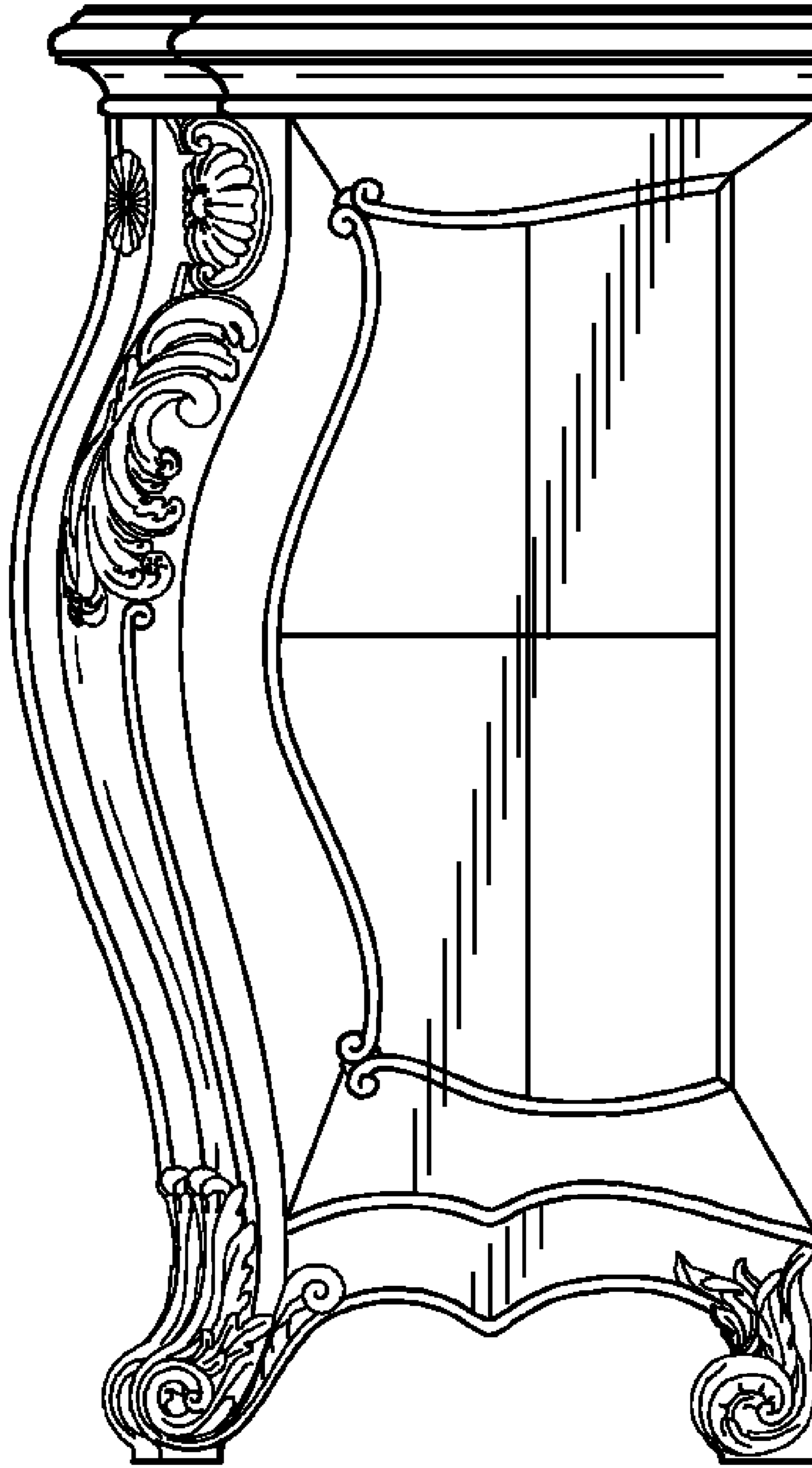


FIG. 7




FIG. 8

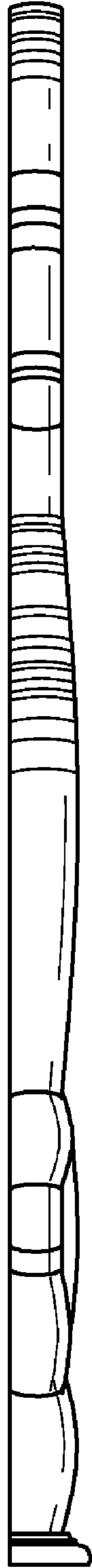


FIG. 9

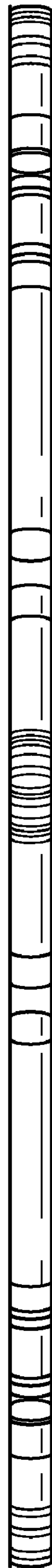


FIG. 10

FIG. 11

