



US00D637012S

(12) **United States Design Patent**  
**Lu**

(10) **Patent No.:** **US D637,012 S**  
(45) **Date of Patent:** **\*\* May 3, 2011**

- (54) **REVOLVING PHOTO JEWELRY BOX**
- (75) Inventor: **Charles Lu**, Taipei (TW)
- (73) Assignee: **Alps International Corporation**, Taipei (TW)
- (\*\*) Term: **14 Years**
- (21) Appl. No.: **29/362,609**
- (22) Filed: **May 27, 2010**
- (51) **LOC (9) Cl.** ..... **06-04**
- (52) **U.S. Cl.** ..... **D6/432**
- (58) **Field of Classification Search** ..... D6/301, D6/396, 397, 432-448, 455, 470; D3/283, D3/284; 312/102, 114, 117, 125, 138.1, 312/204, 224, 242, 244, 245; 211/85.2, 95, 211/163

See application file for complete search history.

|                   |         |              |       |         |
|-------------------|---------|--------------|-------|---------|
| 7,185,769 B2 *    | 3/2007  | Glass        | ..... | 211/163 |
| D557,517 S *      | 12/2007 | Greiner      | ..... | D6/432  |
| D557,518 S *      | 12/2007 | Greiner      | ..... | D6/432  |
| D557,939 S *      | 12/2007 | Greiner      | ..... | D6/470  |
| D558,482 S *      | 1/2008  | Greiner      | ..... | D6/432  |
| D566,425 S *      | 4/2008  | Weinstein    | ..... | D6/470  |
| D569,129 S *      | 5/2008  | Greiner      | ..... | D6/470  |
| D569,658 S *      | 5/2008  | Greiner      | ..... | D6/470  |
| D569,659 S *      | 5/2008  | Greiner      | ..... | D6/470  |
| D571,579 S *      | 6/2008  | Greiner      | ..... | D6/470  |
| D620,282 S *      | 7/2010  | Jorst et al. | ..... | D6/470  |
| 2008/0180003 A1 * | 7/2008  | Alman et al. | ..... | 312/114 |
| 2009/0039742 A1 * | 2/2009  | Ripley, Jr.  | ..... | 312/114 |

\* cited by examiner

*Primary Examiner* — Mimosa De  
(74) *Attorney, Agent, or Firm* — Birch, Stewart, Kolasch & Birch, LLP

(57) **CLAIM**  
The ornamental design for a revolving photo jewelry box, as shown and described.

**DESCRIPTION**

FIG. 1 is a front, left perspective view of a revolving photo jewelry box showing my new design;  
FIG. 2 is a front view thereof;  
FIG. 3 is a rear view thereof;  
FIG. 4 is a left side view thereof;  
FIG. 5 is a right side view thereof;  
FIG. 6 is a top view thereof; and,  
FIG. 7 is a bottom view thereof.

**1 Claim, 7 Drawing Sheets**

(56) **References Cited**

**U.S. PATENT DOCUMENTS**

|                |         |               |       |         |
|----------------|---------|---------------|-------|---------|
| 1,759,544 A *  | 5/1930  | Croes         | ..... | 312/245 |
| 3,930,702 A *  | 1/1976  | Pichowicz     | ..... | 312/245 |
| 5,141,300 A *  | 8/1992  | Ciesla        | ..... | 312/204 |
| D368,583 S *   | 4/1996  | Sharer et al. | ..... | D6/448  |
| D479,400 S *   | 9/2003  | Clymer        | ..... | D3/284  |
| D513,671 S *   | 1/2006  | Lucatello     | ..... | D6/432  |
| D527,914 S *   | 9/2006  | Sakaguchi     | ..... | D6/301  |
| D532,615 S *   | 11/2006 | Sakaguchi     | ..... | D6/301  |
| 7,146,760 B2 * | 12/2006 | Yiu           | ..... | 312/114 |




Fig. 1




Fig.2




Fig.3

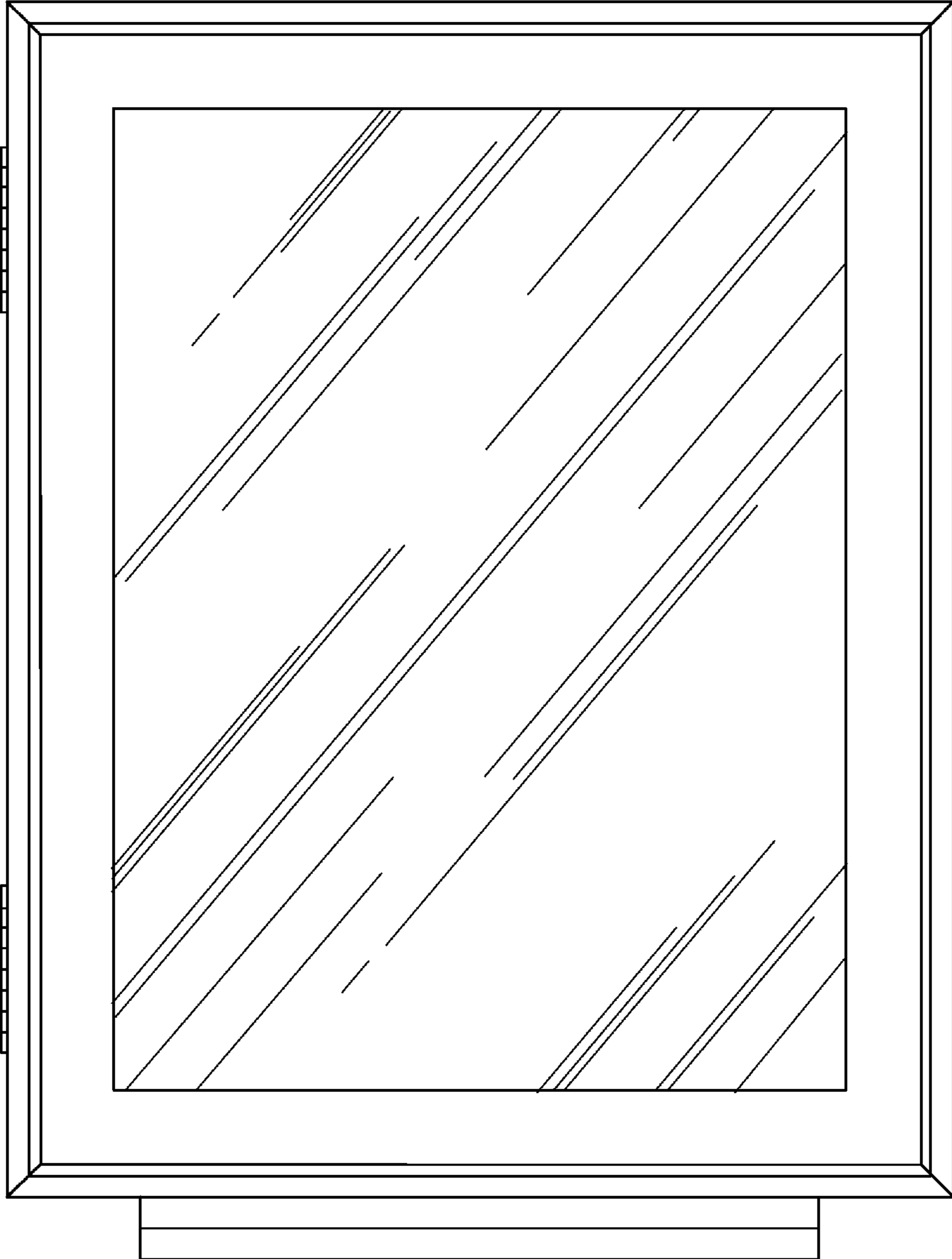


Fig. 4

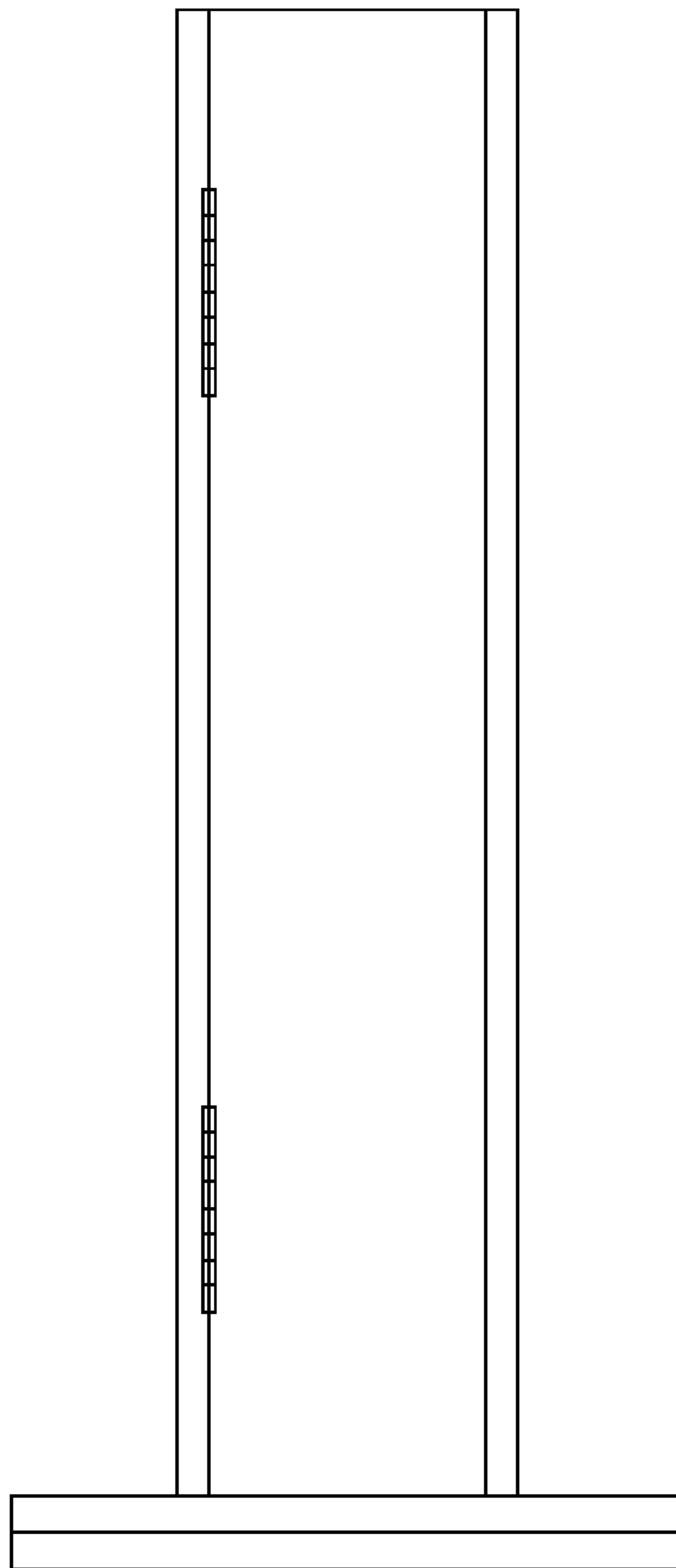


Fig. 5

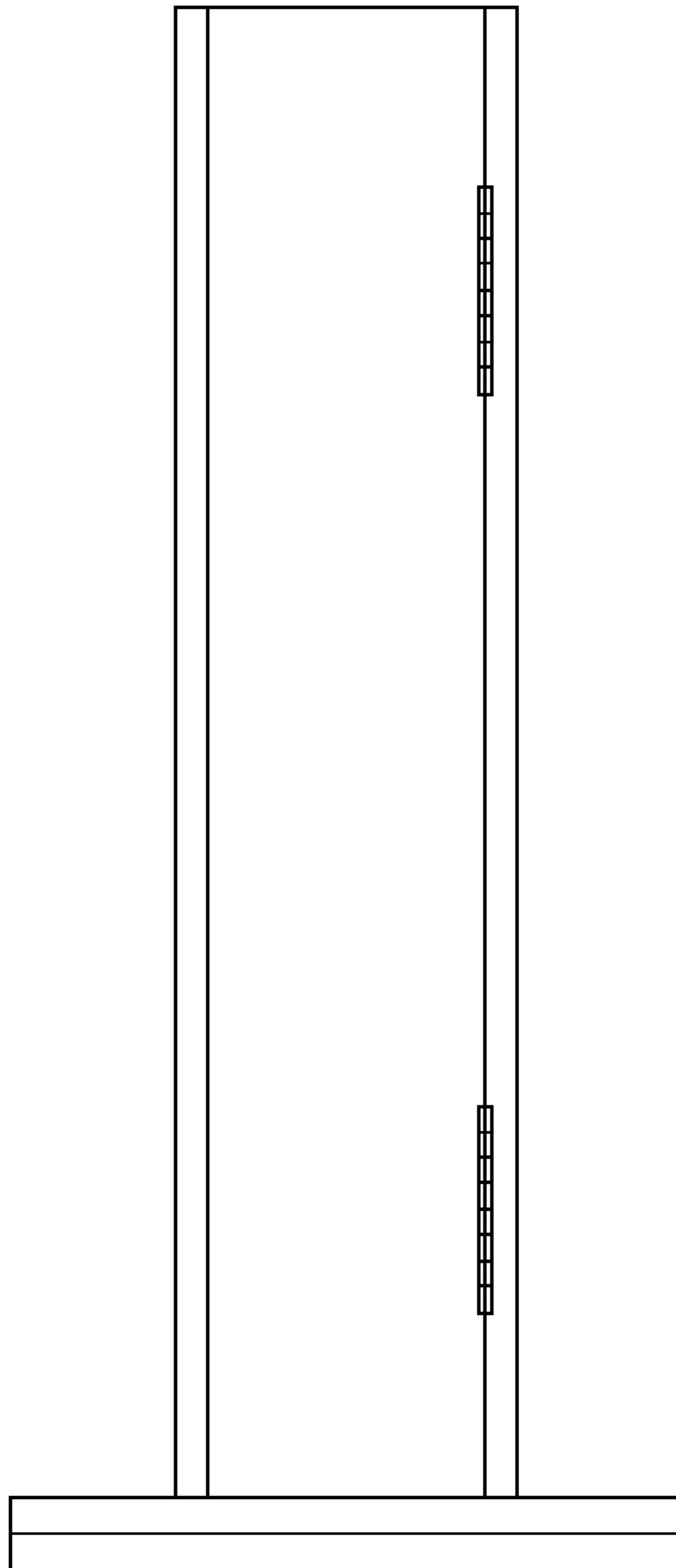


Fig.6

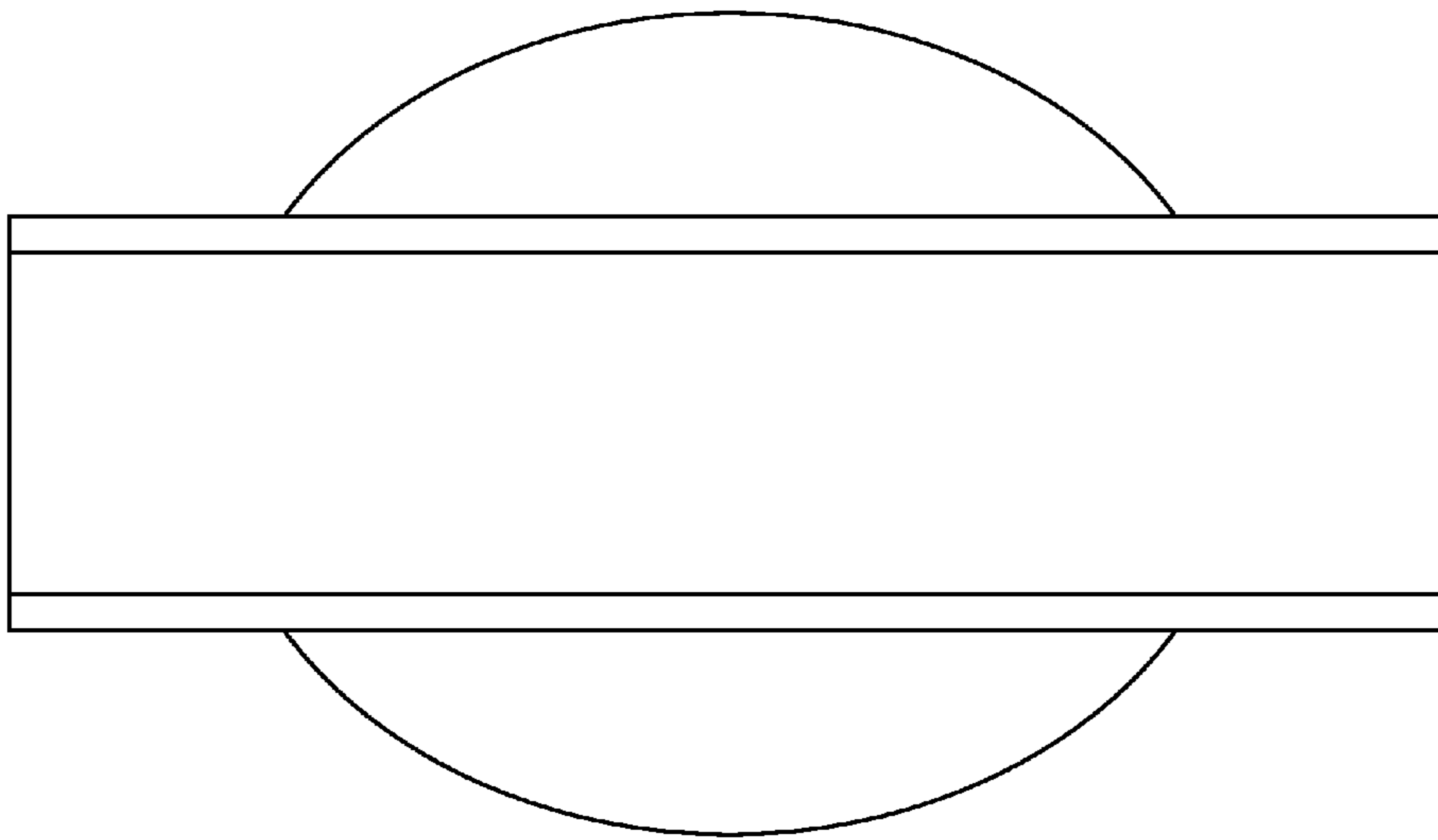


Fig. 7

