



US00D637008S

(12) **United States Design Patent**  
**Frost**

(10) **Patent No.:** **US D637,008 S**

(45) **Date of Patent:** **\*\* May 3, 2011**

(54) **ELASTIC LAMINATE**

(75) **Inventor:** **Eric Frost**, Mechanicsville, VA (US)

(73) **Assignee:** **Tredegar Film Products Corp.**,  
Richmond, VA (US)

(\*\*) **Term:** **14 Years**

(21) **Appl. No.:** **29/313,989**

(22) **Filed:** **Feb. 24, 2009**

(51) **LOC (9) Cl.** ..... **05-04**

(52) **U.S. Cl.** ..... **D5/4**

(58) **Field of Classification Search** ..... D5/1, 2,  
D5/3, 5, 8, 11, 19, 29, 53, 58, 60; D25/119,  
D25/156, 163; 264/167, 174.11; D8/354;  
D6/582, 601, 608; 404/28, 31; 428/35.7,  
428/166, 172, 178, 188, 198; 52/177

See application file for complete search history.

(56) **References Cited**

**U.S. PATENT DOCUMENTS**

5,462,708 A \* 10/1995 Swenson et al. .... 264/174.11  
D436,738 S \* 1/2001 Bredendick et al. .... D5/53

D462,180 S \* 9/2002 Kao et al. .... D5/58  
6,821,610 B2 \* 11/2004 Hamulski et al. .... 428/198  
7,510,758 B2 \* 3/2009 Thomas et al. .... 428/198

\* cited by examiner

*Primary Examiner* — Susan Bennett Hattan

*Assistant Examiner* — Barbara Lohr

(74) *Attorney, Agent, or Firm* — Joseph A. Tessari

(57) **CLAIM**

The ornamental design for an elastic laminate, as shown and described.

**DESCRIPTION**

FIG. 1 is a perspective view of an elastic laminate incorporating the new design.


FIG. 2 is an enlarged top plan view of an elastic laminate incorporating the new design.

FIG. 3 is an enlarged bottom plan view of an elastic laminate incorporating the new design.

FIG. 4 is an enlarged right side elevation view of an elastic laminate incorporating the new design; and,

FIG. 5 is an enlarged left side view of an elastic laminate incorporating the new design.

**1 Claim, 4 Drawing Sheets**






FIG. 1




FIG. 2




FIG. 3



FIG. 4



FIG. 5