



US00D637006S

(12) **United States Design Patent**
Marsden et al.

(10) **Patent No.:** **US D637,006 S**
(45) **Date of Patent:** **** May 3, 2011**

(54) **BLOCK BRUSH BODY**

(75) Inventors: **Andrew K. Marsden**, Avon, OH (US);
Dennis P. De Renzo, Jr., Concord
Township, OH (US); **Robert Bruno**,
Avon, CT (US); **Matthew Phillips**,
Litchfield, CT (US); **Philip Nathan**,
Madison Heights, MI (US)

(73) Assignee: **The Sherwin-Williams Company**,
Cleveland, OH (US)

(**) Term: **14 Years**

(21) Appl. No.: **29/364,673**

(22) Filed: **Jun. 25, 2010**

(51) **LOC (9) Cl.** **04-99**

(52) **U.S. Cl.** **D4/199; D4/130; D4/132**

(58) **Field of Classification Search** D4/130,
D4/132, 135, 137, 138, 199; D32/50-52;
15/145, 146, 159.1, 160, 167.3, 171, 176.1,
15/176.2, 191.1, 192, 193

See application file for complete search history.

(56) **References Cited**

U.S. PATENT DOCUMENTS

D29,883	S	*	12/1898	Fox	D4/130
1,028,547	A	*	6/1912	Copeland	15/145
D99,111	S	*	3/1936	Bickel	D4/132
3,093,855	A	*	6/1963	Stevens	15/160
D441,961	S	*	5/2001	Gringer	D4/130
D480,219	S	*	10/2003	Mastroianni	D4/138
6,695,413	B1	*	2/2004	Barwick	300/21
D555,362	S	*	11/2007	Arvinte	D4/130

OTHER PUBLICATIONS

DE 40600040-0003—Registered Design, (Bürstenmann GmbH),
Mar. 25, 2006, [online], [retrieved on Dec. 15, 2010] Retrieved from
the Designs Register of the German Patent and Trade Mark Office
using the Internet: <URL: http://register.dpma.de>.*
Fuller Brush Catalog, Inc., Holiday 1988, Car/Van Brush—Item
#11958A, p. 36.*

* cited by examiner

Primary Examiner — Melanie H Tung

Assistant Examiner — Lavone D Tabor

(74) *Attorney, Agent, or Firm* — Deron A. Cook; Robert E.
McDonald; Eryn Ace Fuhrer

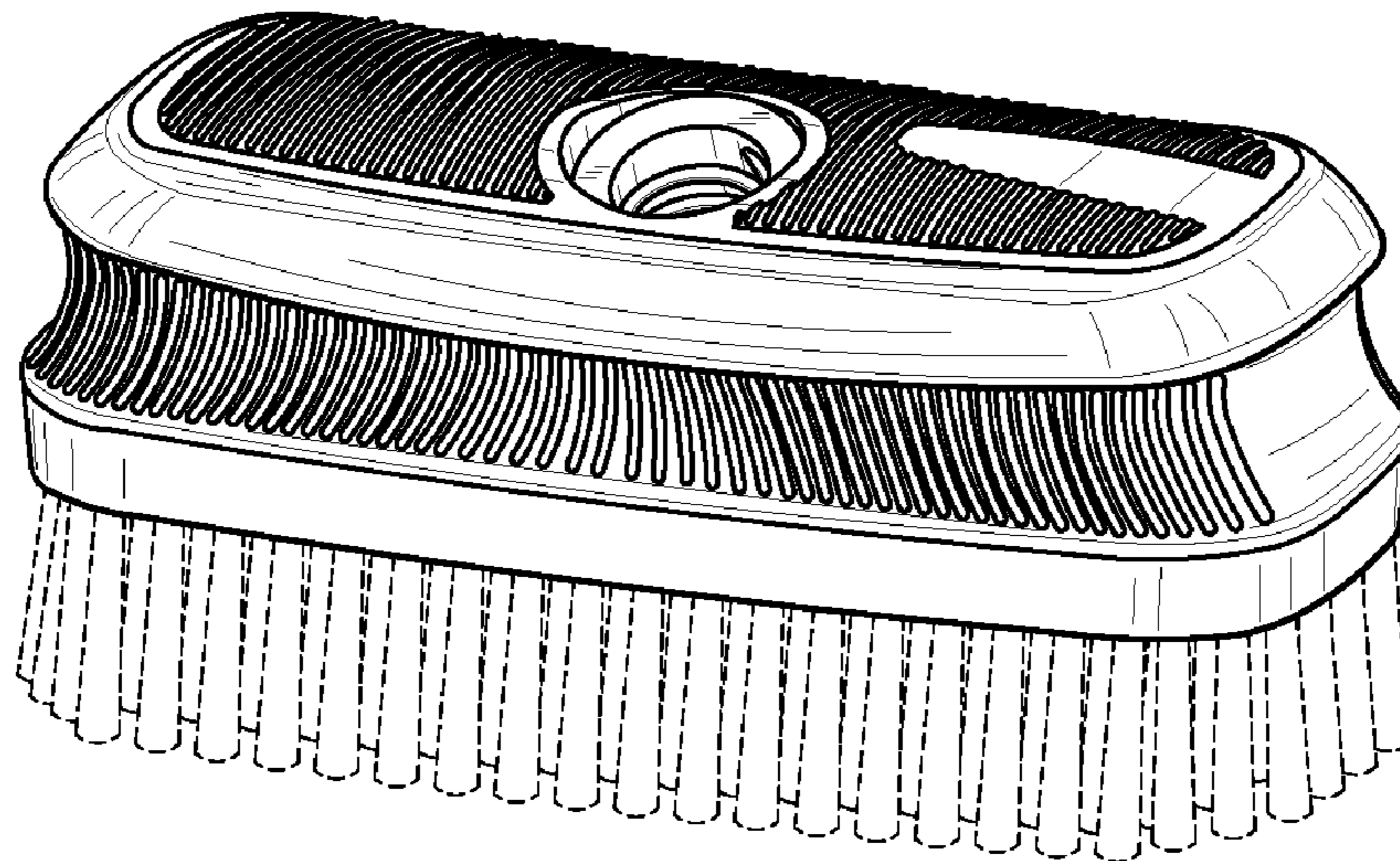
(57) **CLAIM**

The ornamental design for the block brush body, as shown
and described.

DESCRIPTION

FIG. 1 is a perspective view of the block brush body;
FIG. 2 is a left side elevation view of the block brush body;
FIG. 3 is a top plan view of the block brush body;
FIG. 4 is an rear end view of the block brush body;
FIG. 5 is a front end view of the block brush body;
FIG. 6 is a right side elevation view of the block brush body;
and,
FIG. 7 is a bottom plan view of the block brush body.
The broken lines shown in the figures are for illustrative
purposes only and form no part of the claimed design.

1 Claim, 2 Drawing Sheets



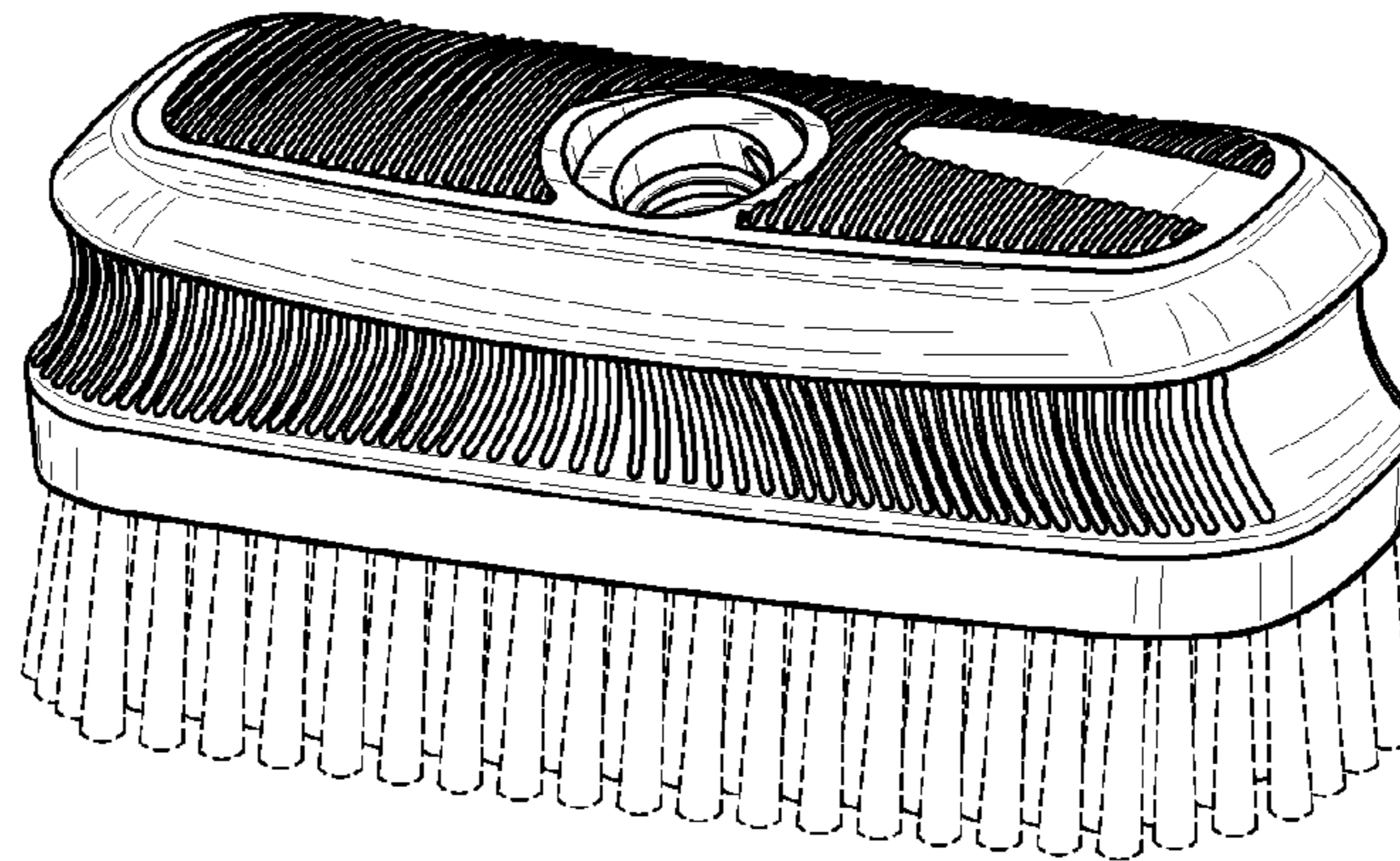


FIG. 1

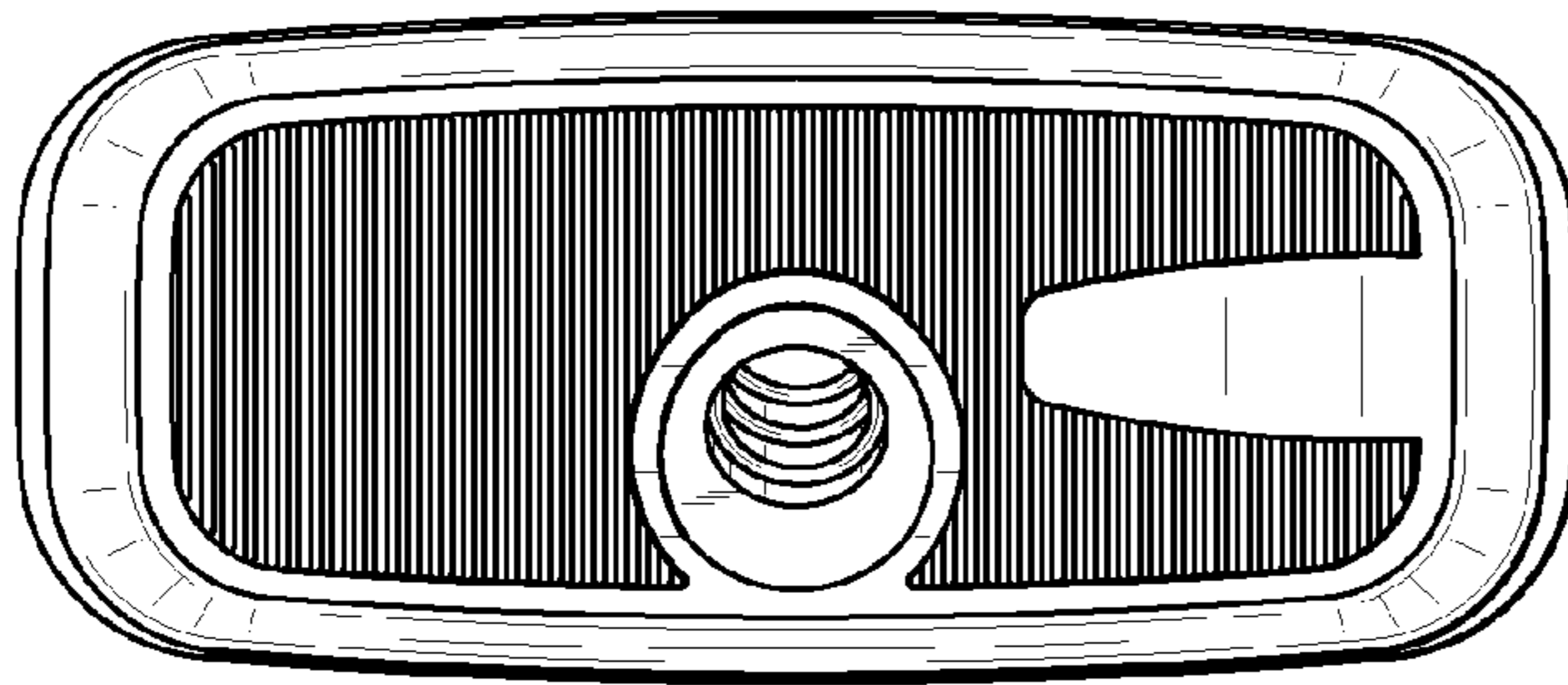


FIG. 3

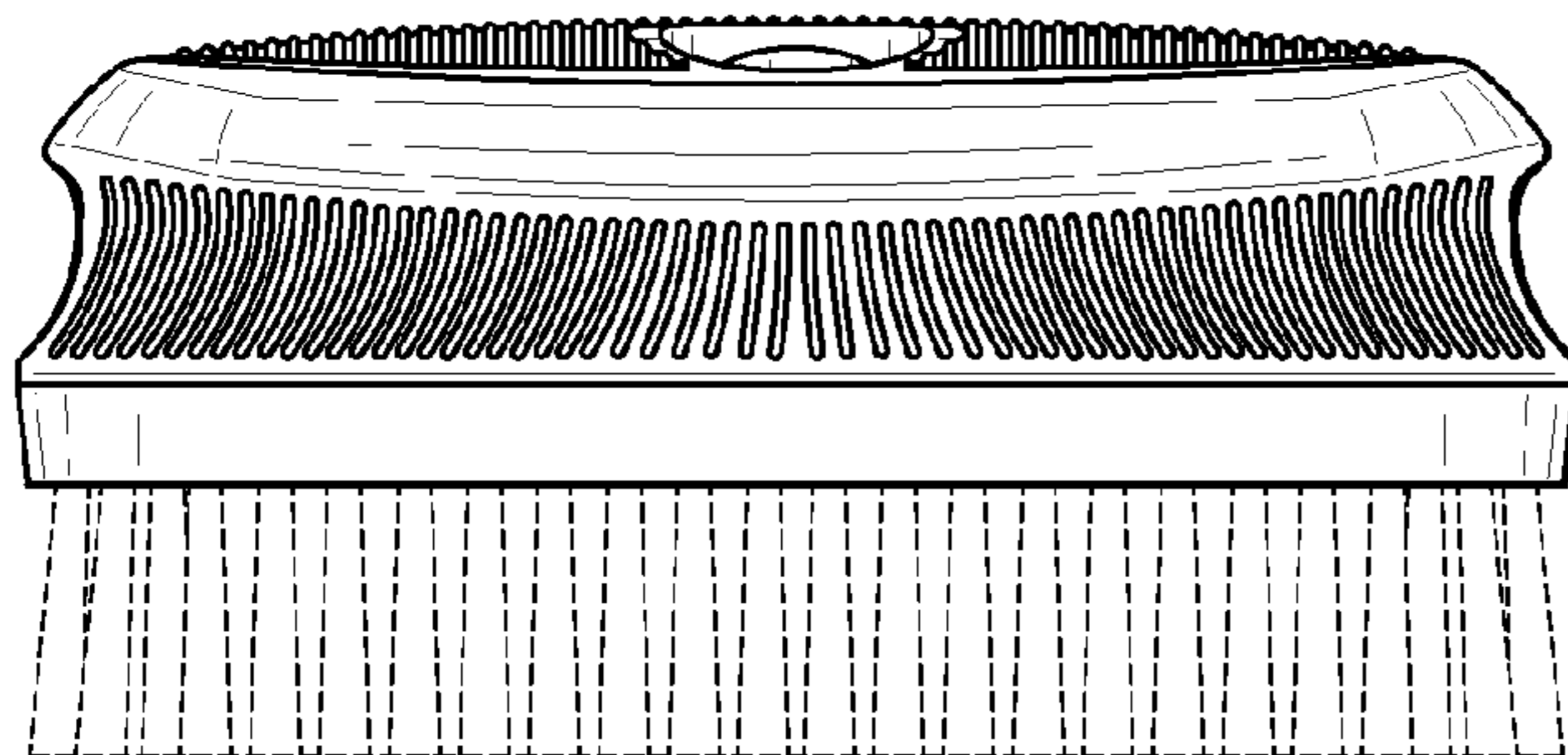


FIG. 2

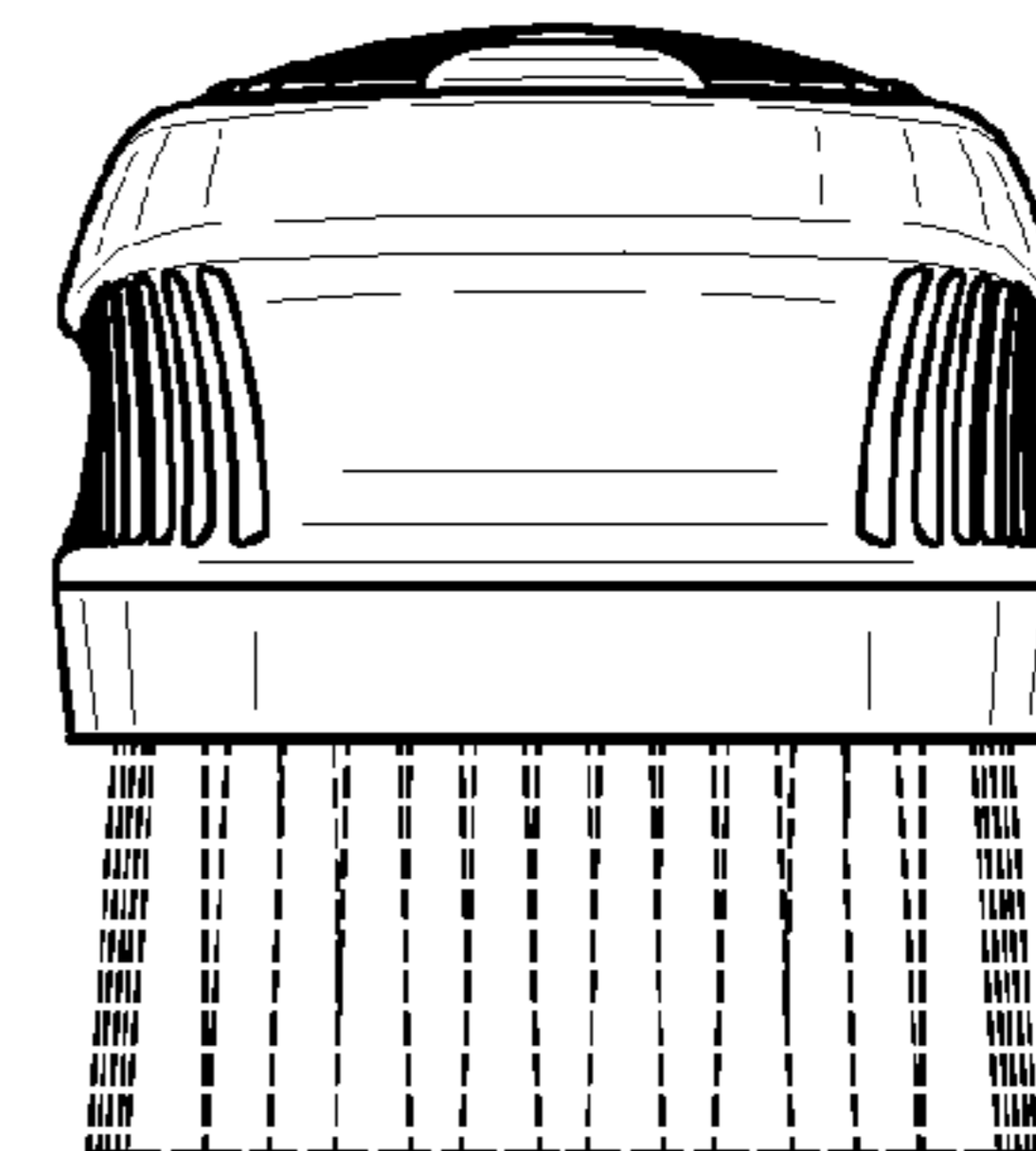


FIG. 4




FIG. 5

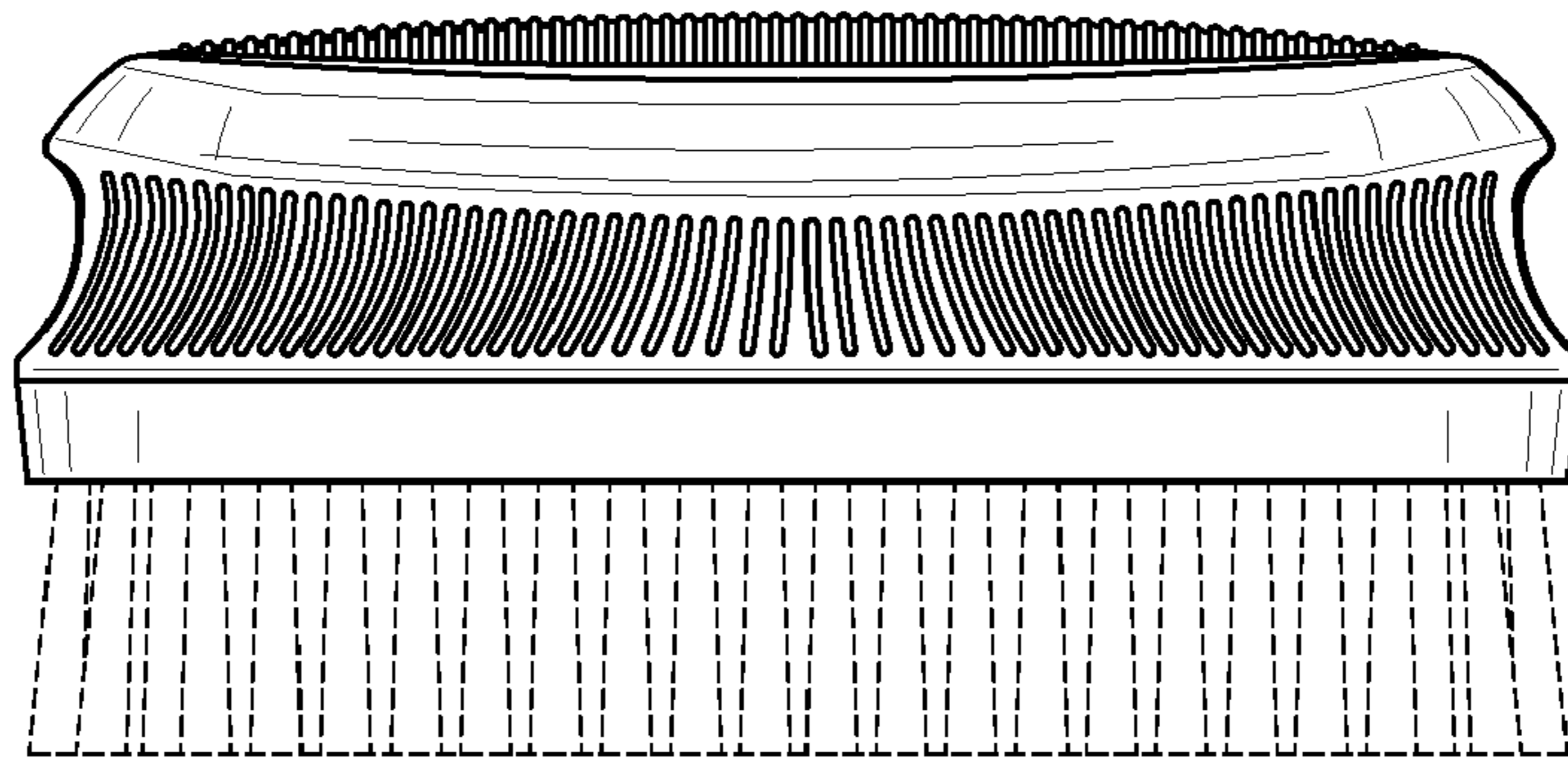


FIG. 6




FIG. 7