



US00D637003S

(12) **United States Design Patent**
Moskovich

(10) **Patent No.:** **US D637,003 S**

(45) **Date of Patent:** **** *May 3, 2011**

(54) **TOOTHBRUSH**

(75) Inventor: **Robert Moskovich**, East Brunswick, NJ (US)

(73) Assignee: **Colgate-Palmolive Company**, New York, NY (US)

(**) Term: **14 Years**

(21) Appl. No.: **29/338,957**

(22) Filed: **Jun. 22, 2009**

Related U.S. Application Data

(63) Continuation-in-part of application No. 11/429,677, filed on May 8, 2006, now Pat. No. 7,841,041.

(51) **LOC (9) Cl.** **04-02**

(52) **U.S. Cl.** **D4/108**

(58) **Field of Classification Search** D4/104-112, D4/119, 120, 136; 15/110, 167.1, 167.2, 15/201; 601/139, 141

See application file for complete search history.

(56) **References Cited**

U.S. PATENT DOCUMENTS

D75,971 S	8/1928	Faubert et al.
1,894,509 A	1/1933	Booth
1,993,662 A	3/1935	Green
2,003,243 A	5/1935	Campbell et al.
D99,352 S	4/1936	Grapp
2,111,880 A	3/1938	Waters
2,129,082 A	9/1938	Bryer
2,164,219 A	6/1939	McGerry
D122,815 S	10/1940	Crosby
2,438,268 A	3/1948	Bressler
D162,941 S	4/1951	Ehrman
2,650,383 A	9/1953	Bressler
2,676,350 A	4/1954	Bressler
2,685,703 A	8/1954	Dellenbach
2,706,825 A	4/1955	Blakeman
2,796,620 A	6/1957	Bressler

3,129,449 A	4/1964	Cyzer
3,188,672 A	6/1965	Gary
3,398,421 A	8/1968	Rashbaum
D213,669 S	4/1969	Miller
D269,141 S	5/1983	Bugay
D272,683 S	2/1984	Stocchi

(Continued)

FOREIGN PATENT DOCUMENTS

CH 460 705 10/1968

(Continued)

OTHER PUBLICATIONS

DE 202005009026 U1 (Buerstenmann GmbH), (abstract), Nov. 24, 2005. Derwent Information Ltd. [retrieved on Apr. 22, 2008] Derwent Accession No. 2006-012105.

Primary Examiner — Melanie H Tung

Assistant Examiner — Lavone D Tabor

(74) *Attorney, Agent, or Firm* — Judy W. Chung

(57) **CLAIM**

The ornamental design for a toothbrush, as shown and described.

DESCRIPTION

FIG. 1 is a front view of a toothbrush according to the new design;

FIG. 2 is a rear view thereof;

FIG. 3 is a right side view thereof, the left side view being a mirror image;

FIG. 4 is a top view thereof;

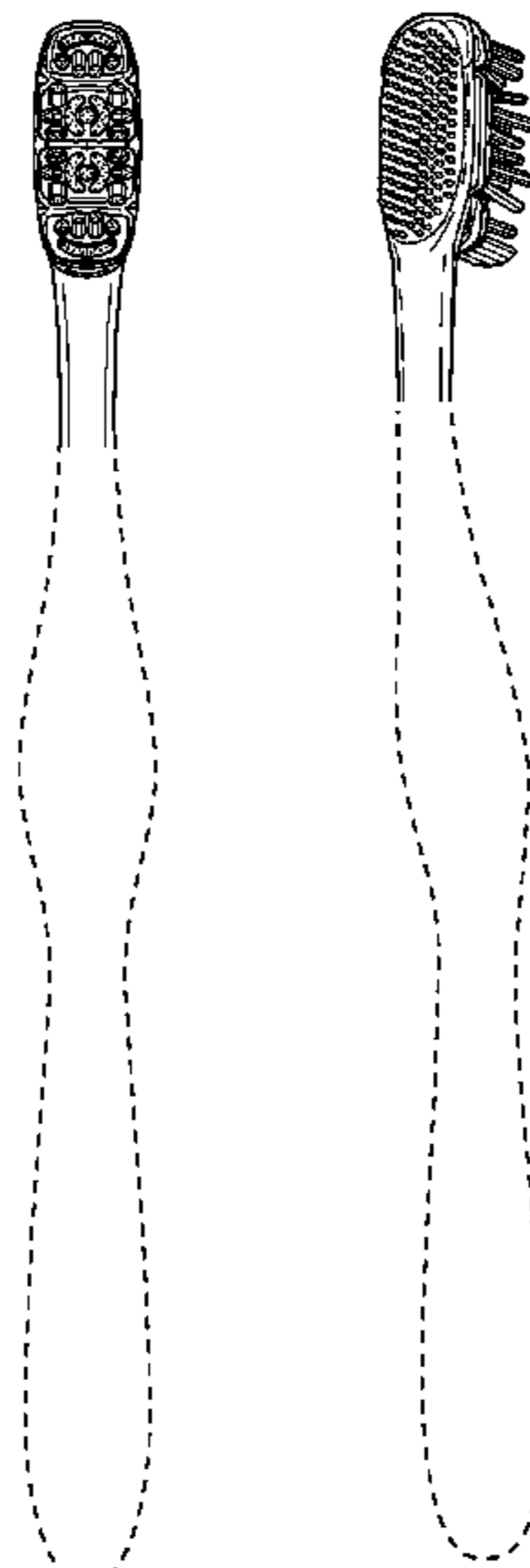
FIG. 5 is a bottom view thereof;

FIG. 6 is a front perspective view thereof; and,

FIG. 7 is a rear perspective view thereof.

All broken lines shown in the drawings are for environmental purposes only and form no part of the claimed design. The multiple strands making up the bristle tufts are partially shown for ease of illustration.

1 Claim, 3 Drawing Sheets



US D637,003 S

Page 3

			FOREIGN PATENT DOCUMENTS		
D581,165 S	11/2008	Moskovich			
D581,166 S	11/2008	Moskovich			
D581,167 S	11/2008	Moskovich	CN	1688225 A	10/2005
D582,162 S	12/2008	Moskovich	DE	32 28 679	2/1984
D582,163 S	12/2008	Moskovich	DE	298 22 826	4/1999
2001/0013151 A1	8/2001	Gelder et al.	DE	201 09 123	10/2002
2002/0015612 A1	2/2002	Aoyama	DE	10258519	7/2004
2002/0138931 A1	10/2002	Davies	EP	1486137 A2 *	12/2004
2003/0009837 A1	1/2003	Cann	GB	1330606	9/1973
2004/0025274 A1	2/2004	Moskovich et al.	JP	2001/314232	11/2001
2004/0025275 A1	2/2004	Moskovich et al.	JP	2002/10832	1/2002
2004/0134007 A1	7/2004	Davies	JP	2005/348899	12/2005
2005/0000049 A1	1/2005	Hohlbein	SU	1687243	10/1991
2005/0015904 A1	1/2005	Gavney, Jr.	WO	WO 01/45573	6/2001
2005/0188489 A1	9/2005	Hohlbein	WO	WO 2004/014182	2/2004
2006/0026784 A1	2/2006	Moskovich et al.	WO	WO 2004/112538 A1 *	12/2004
2006/0064833 A1	3/2006	Jacobs	WO	WO 2005/084486	9/2005
2006/0099162 A1 *	5/2006	Moskovich et al. 424/65	WO	WO 2006/005216	1/2006
2008/0315668 A1	12/2008	Huber et al.	WO	WO 2007/051099	5/2007

* cited by examiner




FIG. 1




FIG. 2




FIG. 3




FIG. 4

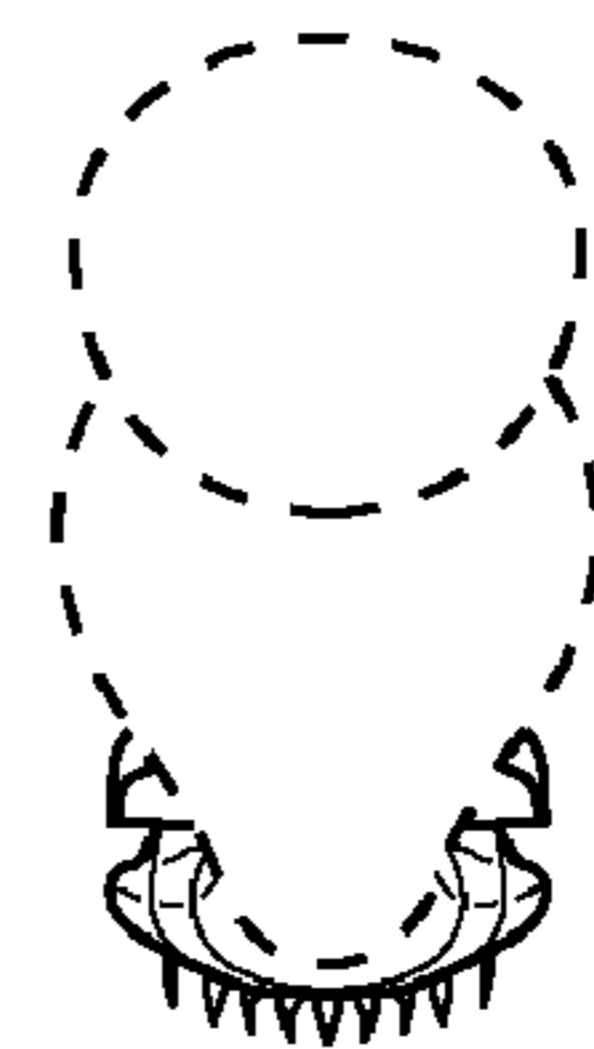


FIG. 5




FIG. 6

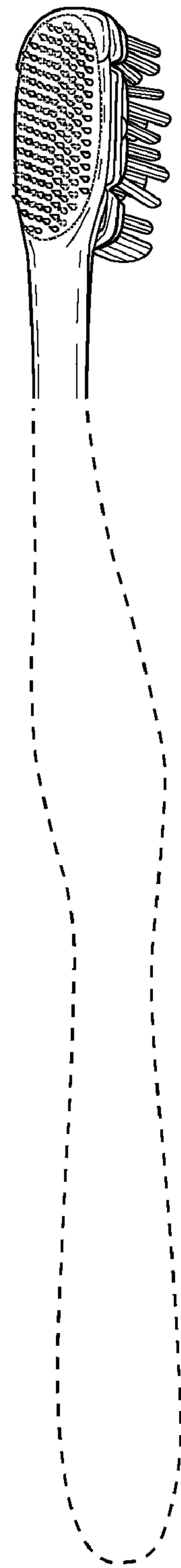


FIG. 7