



US00D637001S

(12) **United States Design Patent**
Vilkomirski et al.

(10) **Patent No.:** **US D637,001 S**

(45) **Date of Patent:** **** May 3, 2011**

(54) **TOOLBOX TOP**

D523,635 S * 6/2006 Chen D3/282
D568,046 S * 5/2008 Hsu D3/282
D579,201 S * 10/2008 Galli D3/273

(75) Inventors: **Gil Vilkomirski**, Petach-Tiqwa (IL);
Elad Hay Shitrit, Tel Aviv (IL)

* cited by examiner

(73) Assignee: **The Stanley Works Israel Ltd.**, Rosh
Ha' Ayin (IL)

Primary Examiner — Holly H Baynham

(74) *Attorney, Agent, or Firm* — Pillsbury Winthrop Shaw
Pittman LLP

(**) Term: **14 Years**

(57) **CLAIM**

(21) Appl. No.: **29/359,804**

The ornamental design for a toolbox top, as shown and
described.

(22) Filed: **Apr. 15, 2010**

(51) **LOC (9) Cl.** **03-01**

(52) **U.S. Cl.** **D3/318**

(58) **Field of Classification Search** D3/272-273,
D3/281-282; 206/372-373, 376, 223, 307,
206/308.1

See application file for complete search history.

DESCRIPTION

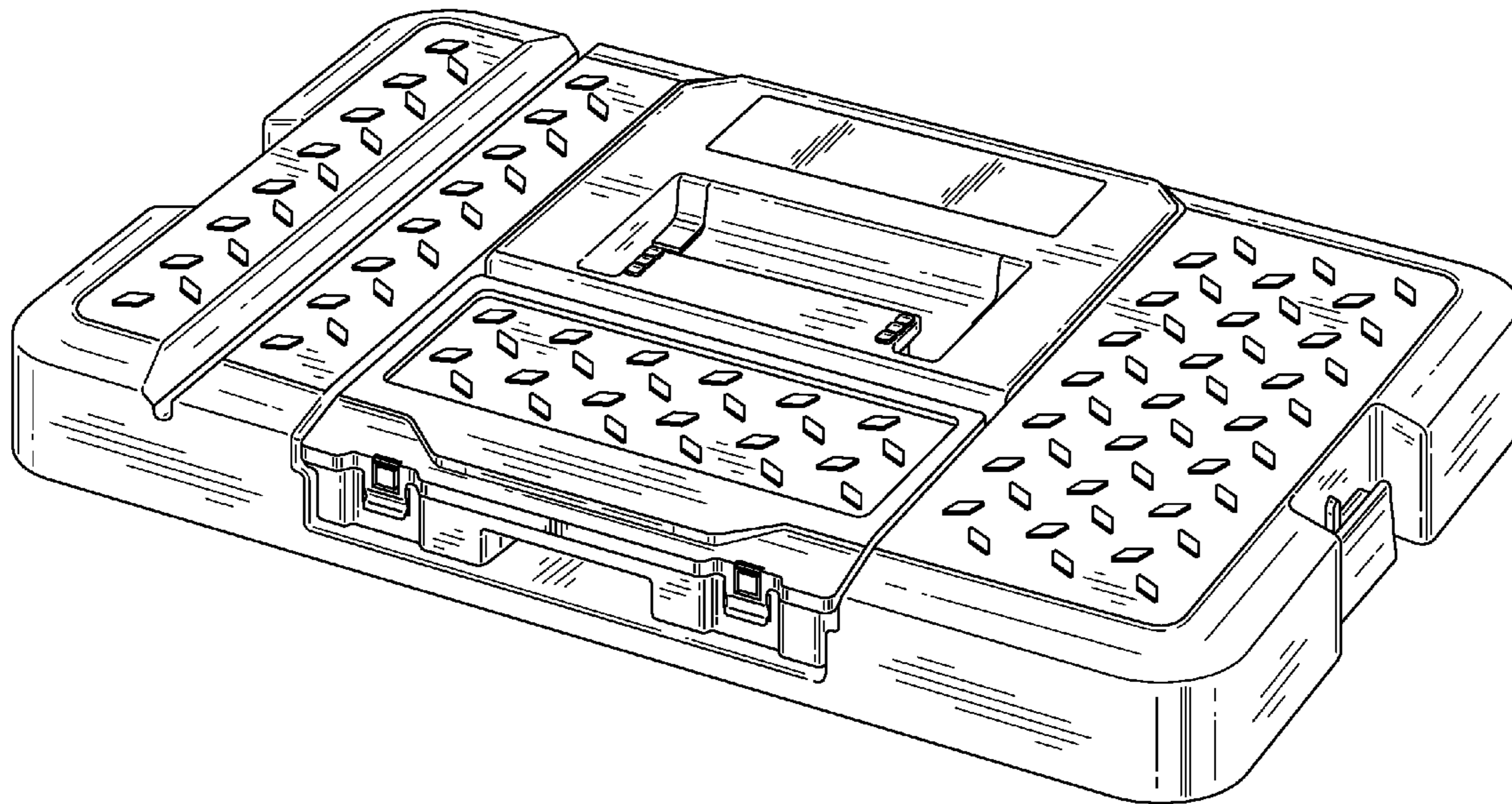
FIG. 1 is an isometric view according to our design;
FIG. 2 is a top plan view of the design of FIG. 1;
FIG. 3 is a front plan view of the design of FIG. 1;
FIG. 4 is a rear side plan view of the design of FIG. 1;
FIG. 5 is a left side plan view of the design of FIG. 1;
FIG. 6 is a right plan view of the design of FIG. 1; and,
FIG. 7 is a bottom plan view of the design of FIG. 1.
The broken line showing of outline of the toolbox structure is
included for the purpose of illustrating environment and
forms no part of the claimed design.

(56) **References Cited**

U.S. PATENT DOCUMENTS

D326,815 S * 6/1992 Meisner et al. D7/605
D361,511 S * 8/1995 Dickinson et al. D7/605
D404,916 S * 2/1999 Dickinson et al. D3/281
D437,484 S * 2/2001 Tiramani et al. D3/279

1 Claim, 5 Drawing Sheets



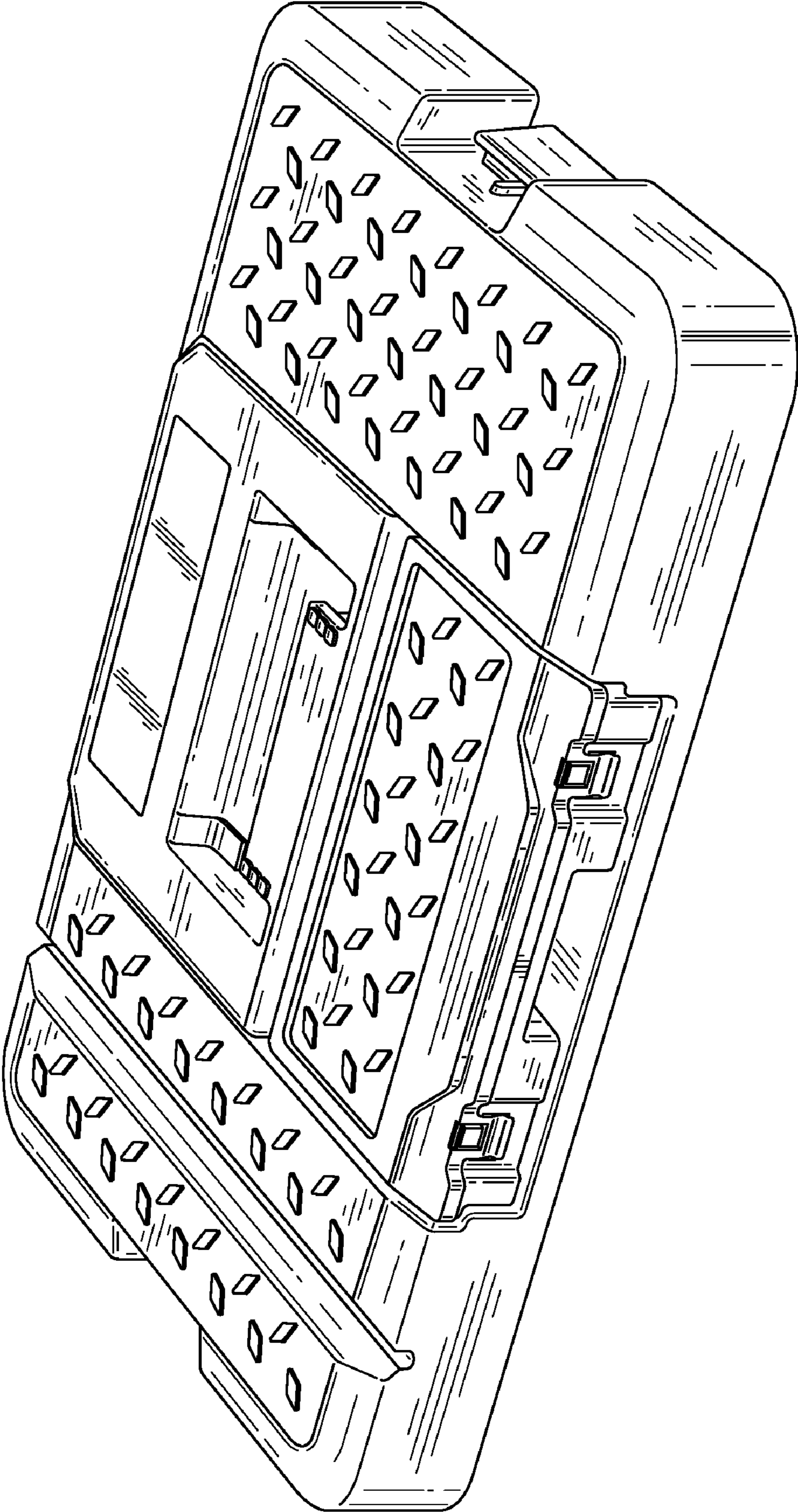


FIG. 1




FIG. 2

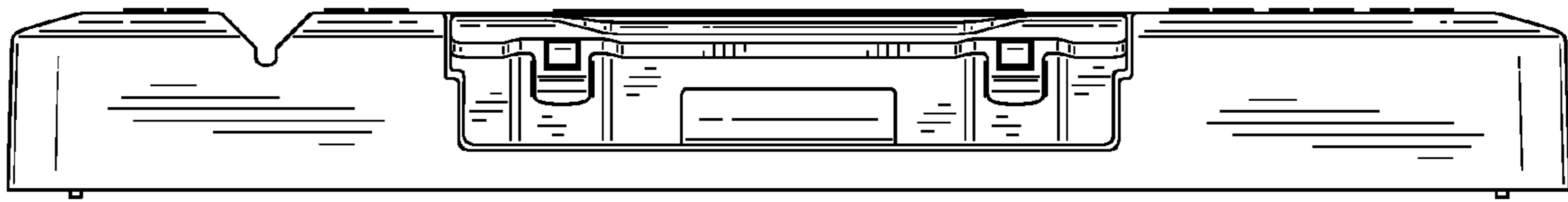


FIG. 3

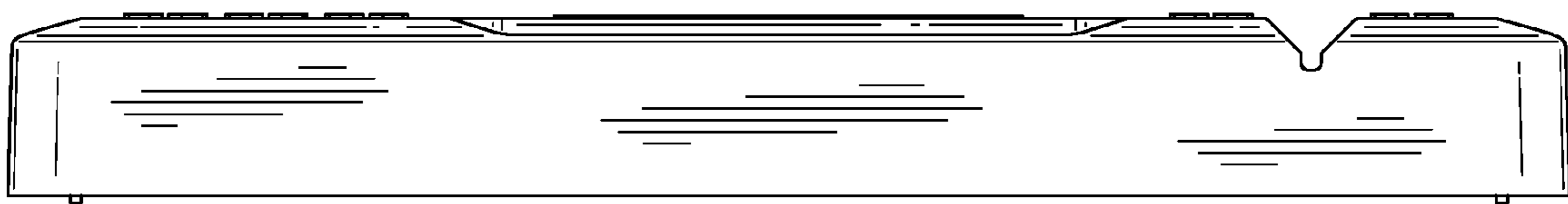


FIG. 4

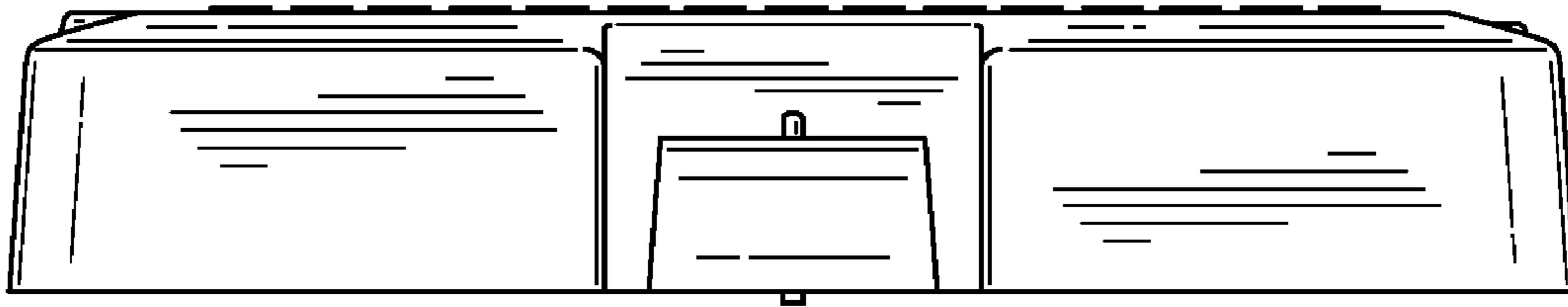


FIG. 5

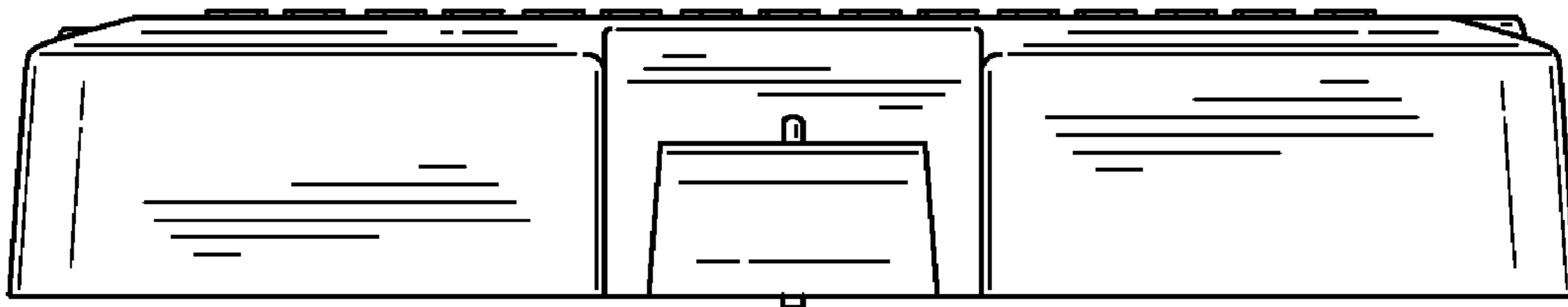


FIG. 6




FIG. 7