



US00D636979S

(12) **United States Design Patent**  
**Gile**

(10) **Patent No.:** **US D636,979 S**

(45) **Date of Patent:** **\*\* May 3, 2011**

(54) **BOOT WARMER**

(75) Inventor: **Peter Gile**, Shrewsbury, VT (US)

(73) Assignee: **Two Bad Cats, LLC**, Shrewsbury, VT (US)

(\*\*) Term: **14 Years**

(21) Appl. No.: **29/370,955**

(22) Filed: **Sep. 27, 2010**

(51) **LOC (9) Cl.** ..... **02-04**

(52) **U.S. Cl.** ..... **D2/946**

(58) **Field of Classification Search** ..... D2/610,  
D2/909-915, 946, 976; 36/2.6, 136; D28/5;  
D8/303, 400, 402, 403; D23/386; 607/111,  
607/144, 145

See application file for complete search history.

(56) **References Cited**

U.S. PATENT DOCUMENTS

D284,615	S	*	7/1986	Rock et al.	.....	D2/913
D330,623	S	*	11/1992	Kelley	.....	D2/946
5,331,688	A	*	7/1994	Kiyohara	.....	2/239
D366,554	S	*	1/1996	Lawson	.....	D2/610
6,148,545	A	*	11/2000	Yeager, Jr.	.....	36/2.6
6,701,639	B2	*	3/2004	Treptow et al.	.....	36/2.6
7,347,831	B2	*	3/2008	Chiu	.....	601/15

D605,383	S	*	12/2009	Gile	.....	D2/946
D606,291	S	*	12/2009	Gile	.....	D2/946
D607,632	S	*	1/2010	Gile	.....	D2/946

\* cited by examiner

*Primary Examiner* — Stella Reid

*Assistant Examiner* — Keli L Hill

(74) *Attorney, Agent, or Firm* — Michael de Angeli

(57) **CLAIM**

The ornamental design for a boot warmer, as shown and described.

**DESCRIPTION**

FIG. 1 shows a top plan view of a boot warmer showing my new design,;

FIG. 2 shows a right side view thereof, the view from the left side being a mirror image thereto;

FIG. 3 shows a bottom view thereof;

FIG. 4 shows a rear end view thereof, taken from the left side as depicted in FIGS. 1-3; and,

FIG. 5 shows a front end view thereof, taken from the right side as depicted in FIGS. 1-3.

The boot warmer of the invention is used by heating it in a microwave oven or otherwise and placing it in a ski boot or the like to warm it prior to being worn.

**1 Claim, 1 Drawing Sheet**

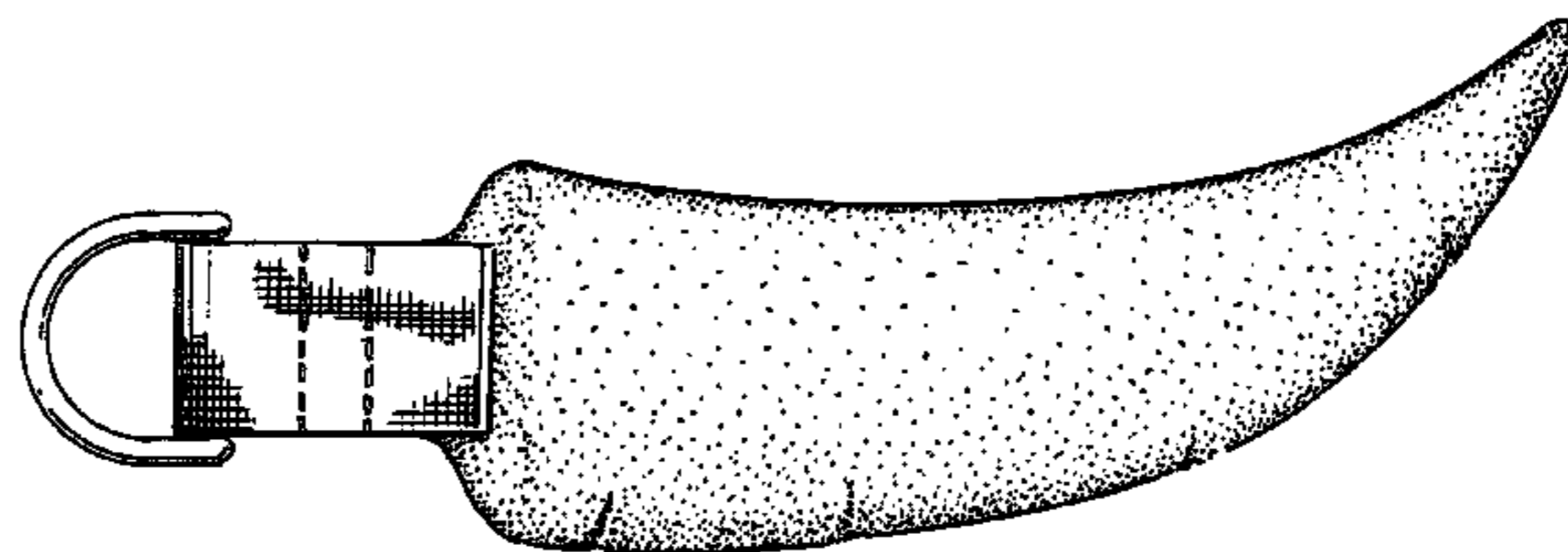
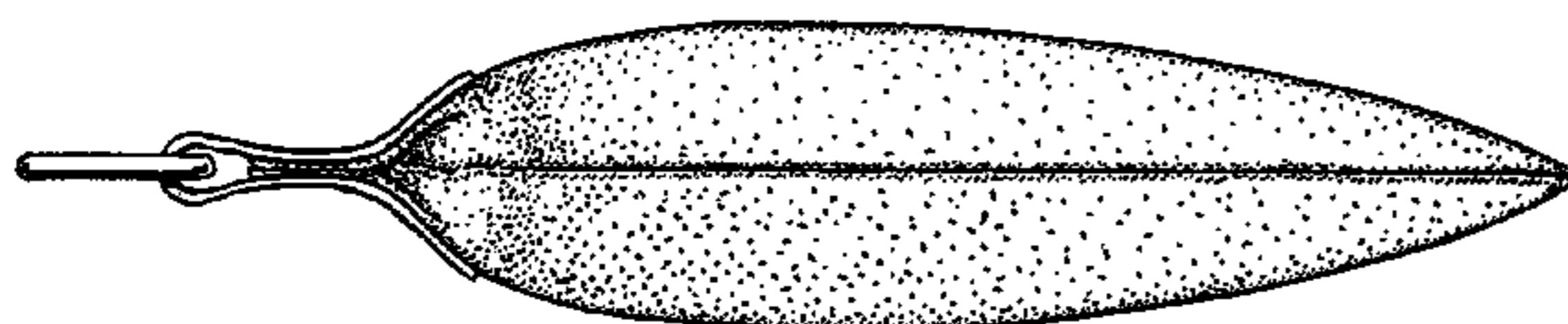


FIG. 1

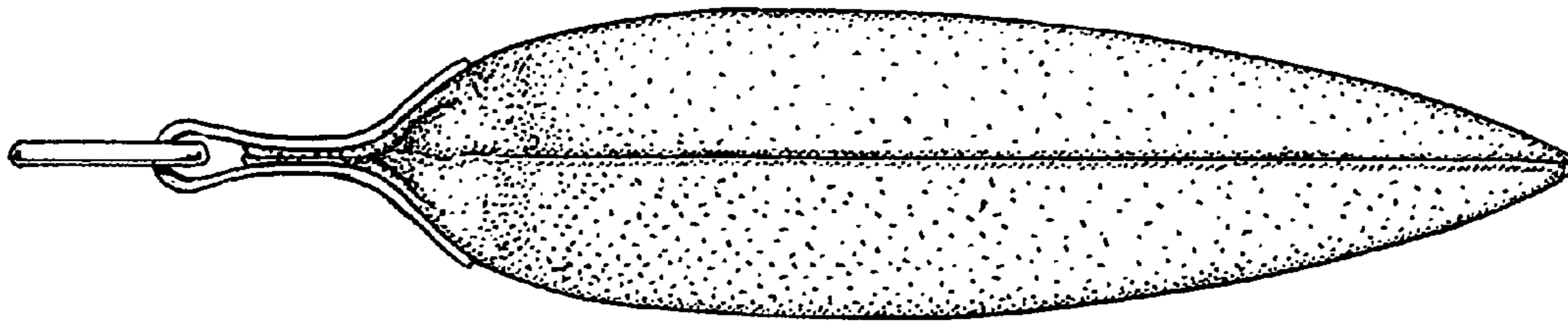


FIG. 2

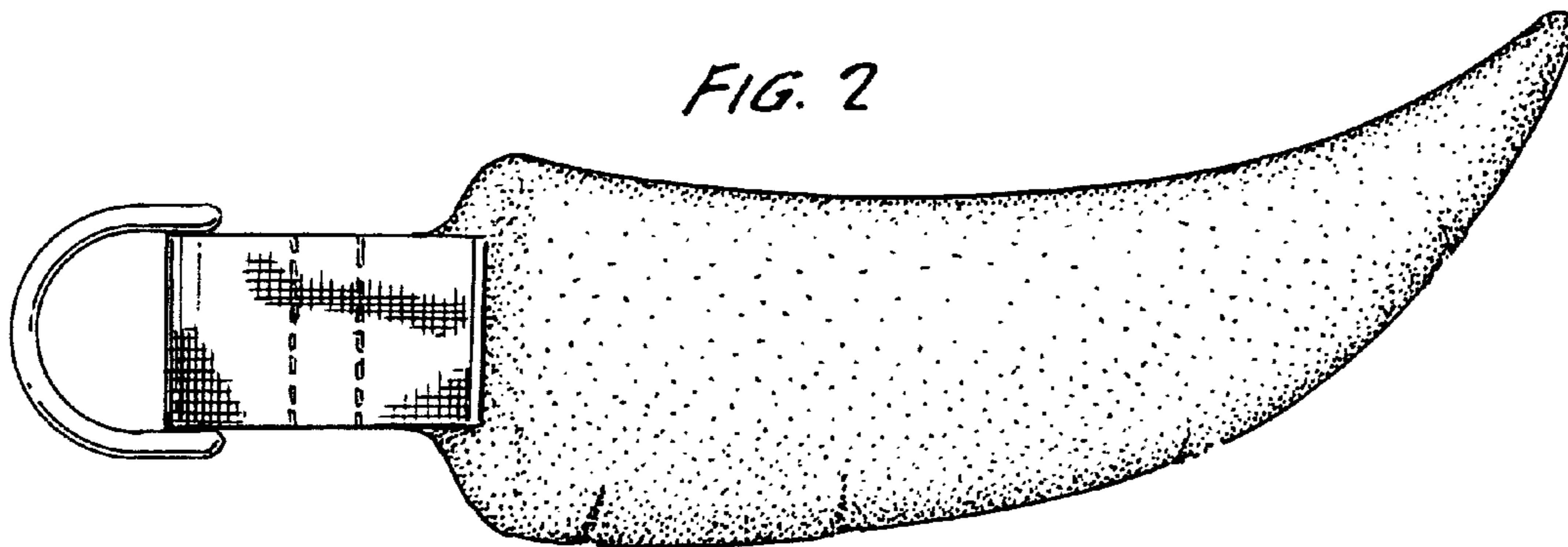


FIG. 3

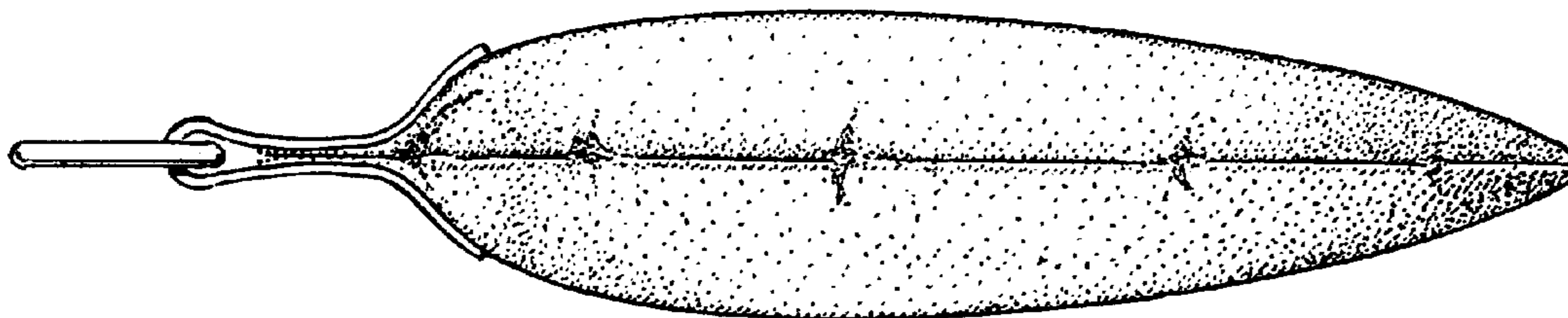


FIG. 4

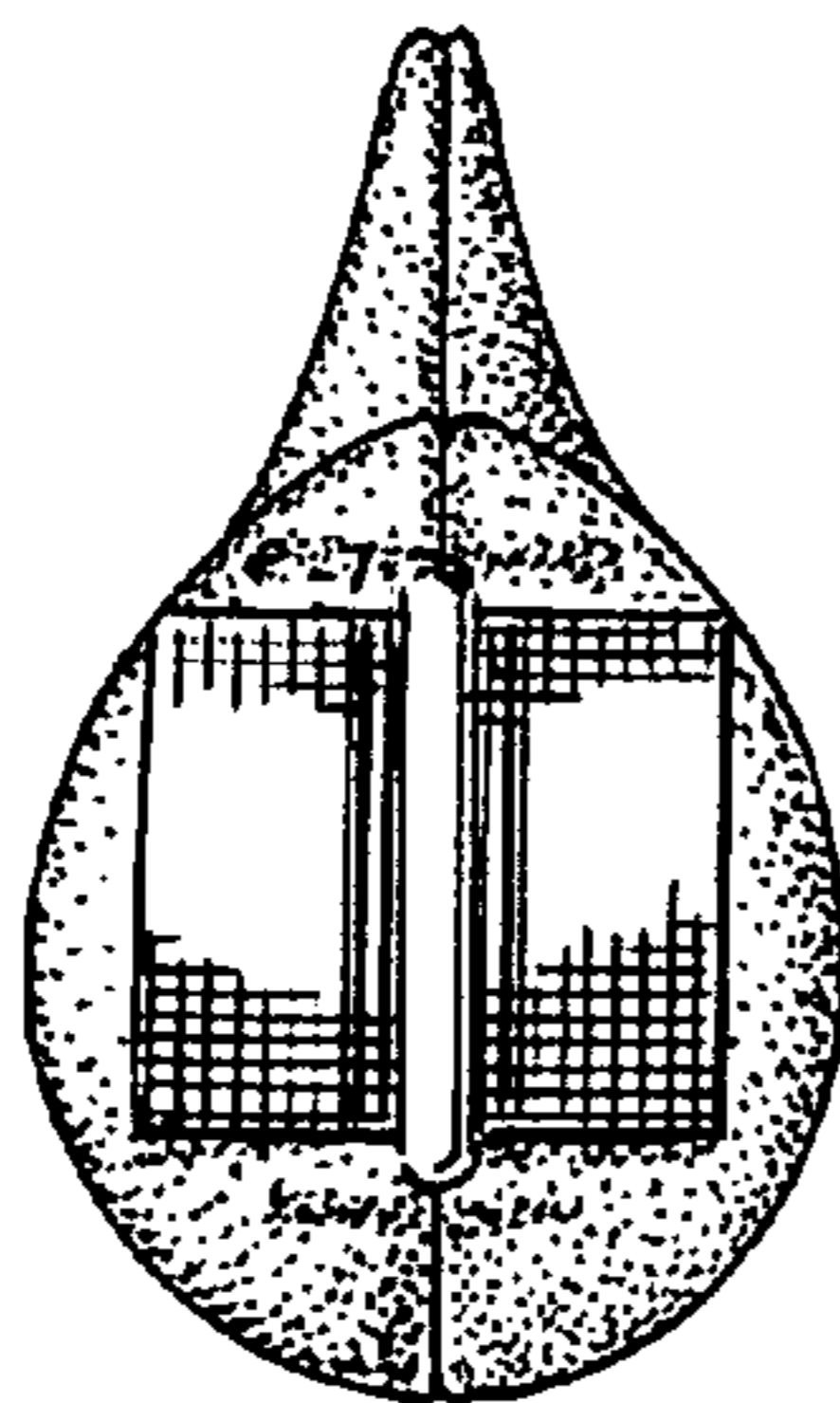


FIG. 5

