



US00D636936S

(12) **United States Design Patent**  
**Tsai**

(10) **Patent No.:** **US D636,936 S**

(45) **Date of Patent:** **\*\* Apr. 26, 2011**

(54) **HAIR DRESSING DEVICE**

(76) Inventor: **Kai-Mou Tsai**, Taipei (TW)

(\*\*) Term: **14 Years**

(21) Appl. No.: **29/377,306**

(22) Filed: **Oct. 20, 2010**

(51) **LOC (9) Cl.** ..... **28-03**

(52) **U.S. Cl.** ..... **D28/42**

(58) **Field of Classification Search** ..... D28/31-34,  
D28/39-43; 132/101, 126, 128-131, 144,  
132/148, 219, 275-284

See application file for complete search history.

(56) **References Cited**

**U.S. PATENT DOCUMENTS**

1,811,842	A *	6/1931	Bossart	.....	132/273
1,885,995	A *	11/1932	Dowick	.....	132/276
1,919,318	A *	7/1933	Casper	.....	132/276
5,335,680	A *	8/1994	Moore	.....	132/276
D364,482	S *	11/1995	Hsu	.....	D28/10
5,988,183	A *	11/1999	Huang	.....	132/273
D483,522	S *	12/2003	Leslie	.....	D28/33

D501,953	S *	2/2005	Silva	.....	D28/39
D518,599	S *	4/2006	Kuglen	.....	D28/33
D532,551	S *	11/2006	Kuglen	.....	D28/41
D587,401	S *	2/2009	Tsai	.....	D28/39

\* cited by examiner

*Primary Examiner* — Janice E Seeger

*Assistant Examiner* — Zenia I Bennett

(74) *Attorney, Agent, or Firm* — Rosenberg, Klein & Lee

(57) **CLAIM**

The ornamental design for a hair dressing device, as shown and described.

**DESCRIPTION**

FIG. 1 is a perspective view of a hair dressing device showing my new design;

FIG. 2 is a top plan view thereof;

FIG. 3 is a bottom plan view thereof;

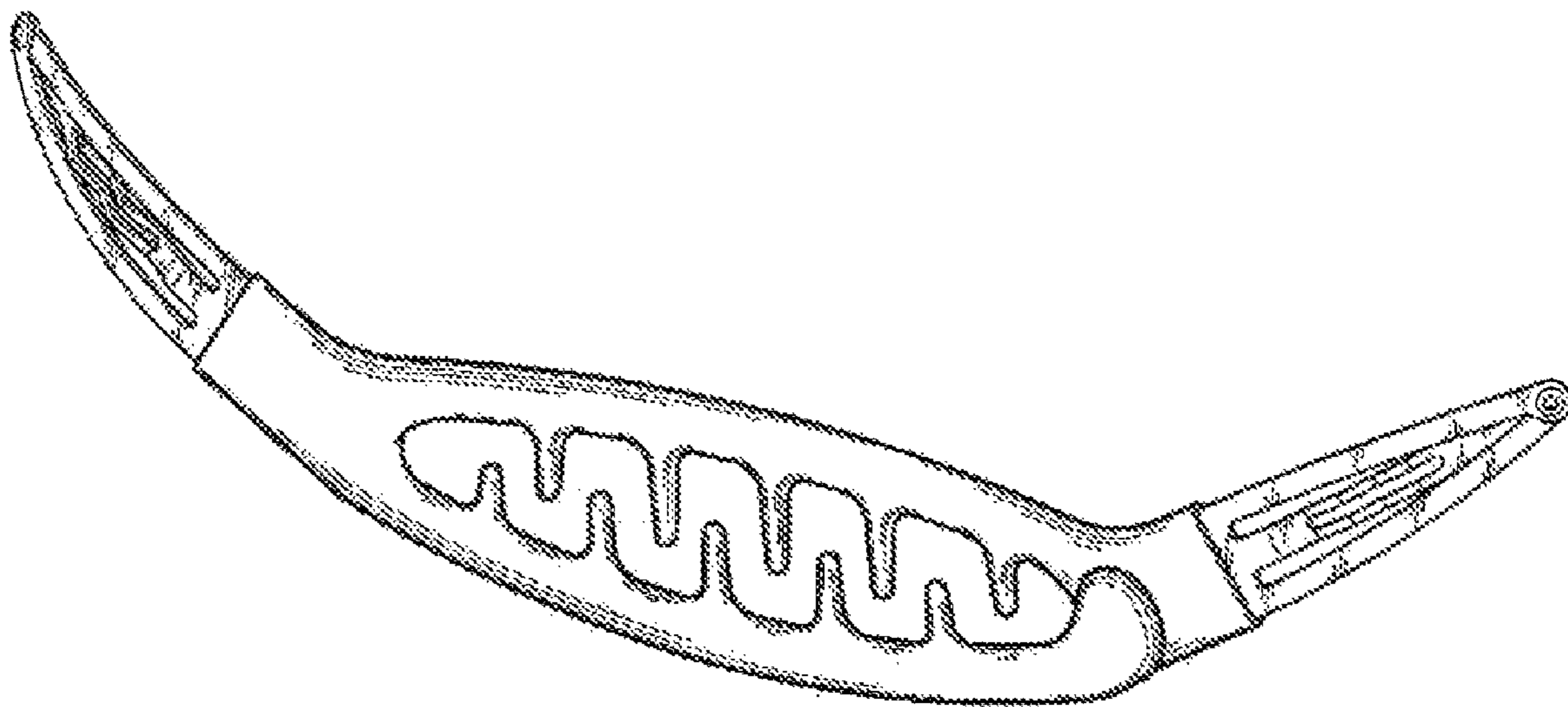
FIG. 4 is a front elevational view thereof;

FIG. 5 is a rear elevational view thereof;

FIG. 6 is a left side elevational view thereof; and,

FIG. 7 is a right side elevational view thereof.

**1 Claim, 4 Drawing Sheets**



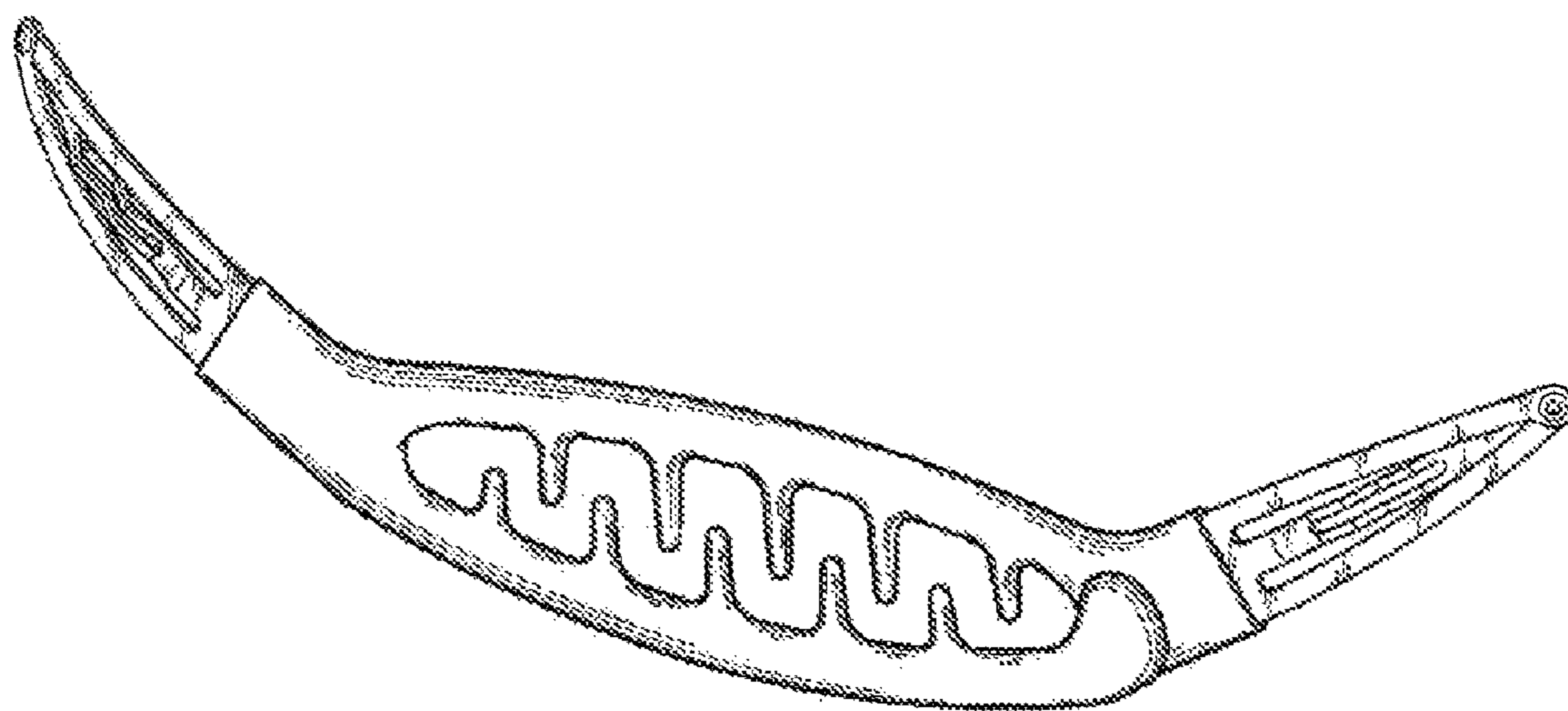


FIG. 1




FIG. 2




FIG. 3

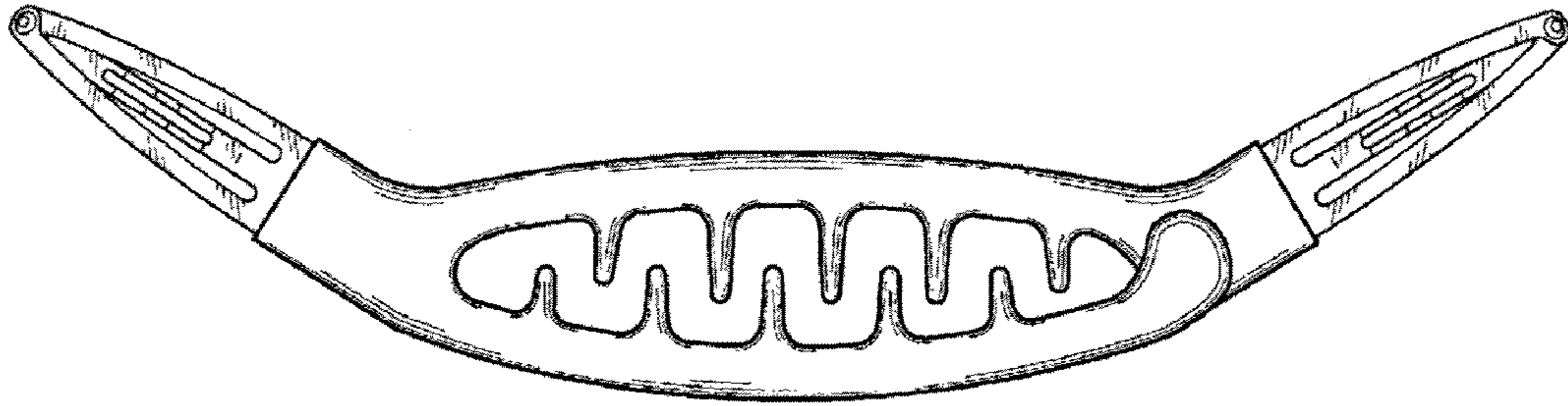


FIG. 4

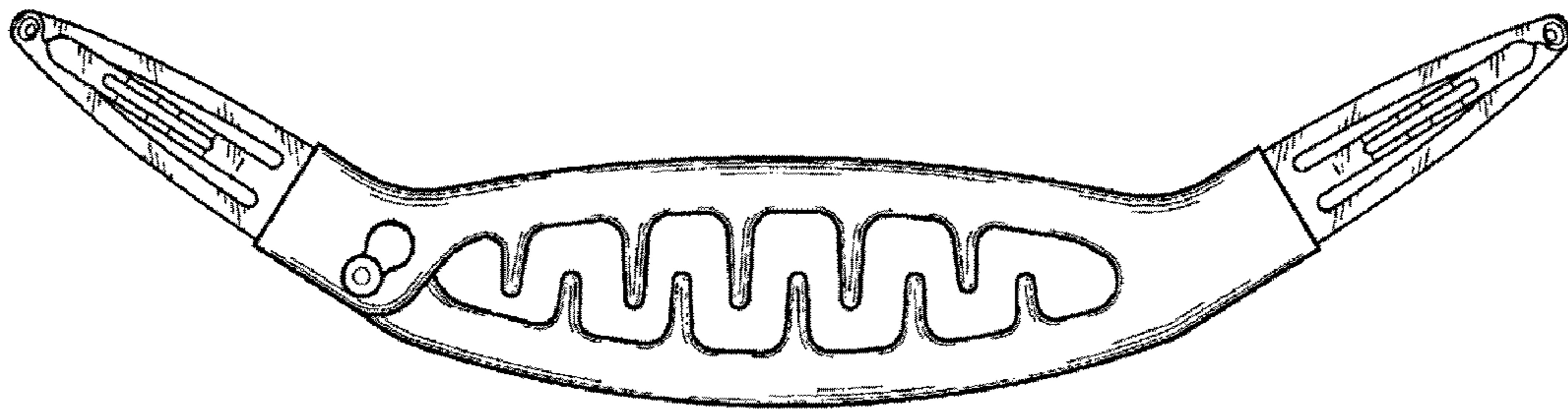


FIG. 5

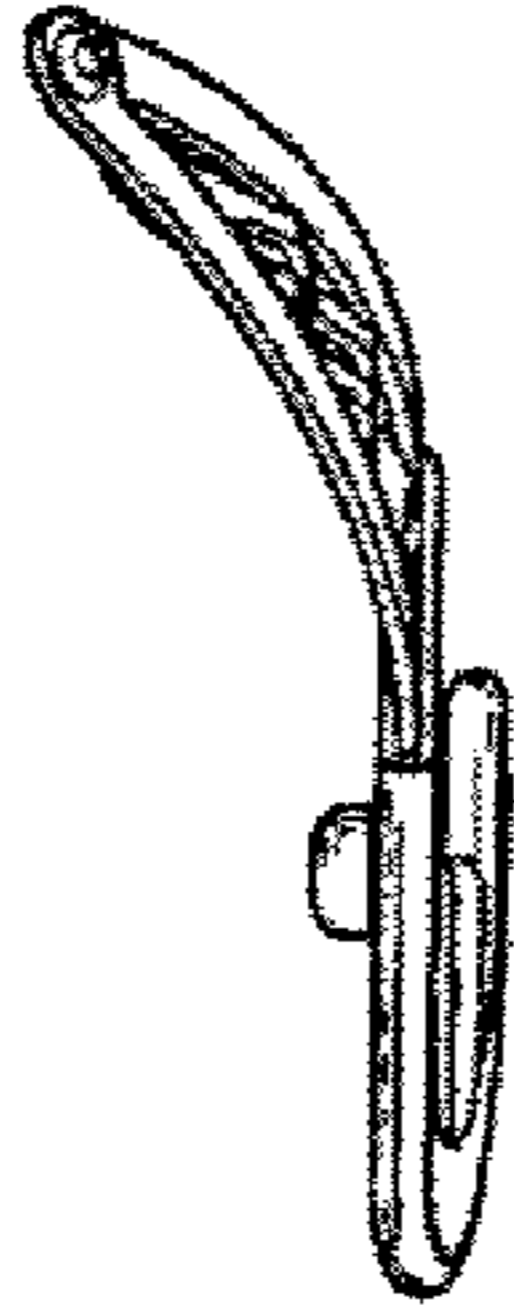


FIG. 6

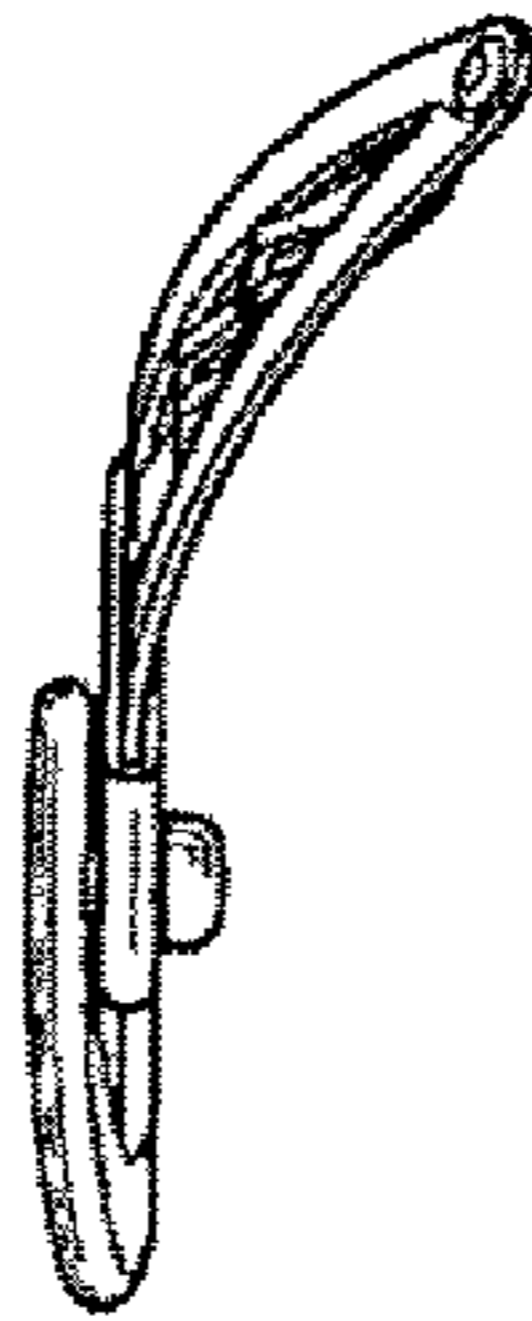


FIG. 7