



US00D636924S

(12) **United States Design Patent**  
**Cocksedge**

(10) **Patent No.:** **US D636,924 S**

(45) **Date of Patent:** **\*\* Apr. 26, 2011**

(54) **LIGHTING DEVICE**

(75) Inventor: **Paul Cocksedge**, Brescia (IT)

(73) Assignee: **Flos S.p.A.**, Bovezzo, Brescia (IT)

(\*\*) Term: **14 Years**

(21) Appl. No.: **29/344,673**

(22) Filed: **Oct. 2, 2009**

(30) **Foreign Application Priority Data**

Apr. 6, 2009 (IT) ..... BS2009O0019

(51) **LOC (9) Cl.** ..... **26-99**

(52) **U.S. Cl.** ..... **D26/118**

(58) **Field of Classification Search** ..... D26/2,  
D26/142, 134, 129, 124, 118, 128, 113, 121,  
D26/125, 131, 130, 60, 61, 138, 93, 102,  
D26/103, 106, 107, 110, 147, 153, 149, 141,  
D26/145, 155, 24, 63, 120, 122, 123, 65,  
D26/88; D8/396; 362/294, 98, 641, 257,  
362/269, 270, 277, 279, 285, 341, 347, 350,  
362/351, 363, 395, 410

See application file for complete search history.

(56) **References Cited**

**U.S. PATENT DOCUMENTS**

D324,433 S \* 3/1992 Camino et al. .... D26/67  
D433,529 S \* 11/2000 Yu ..... D26/98  
D448,106 S \* 9/2001 Lin ..... D26/87  
D452,580 S \* 12/2001 Levy ..... D26/102  
D483,145 S \* 12/2003 Cohon ..... D26/93

D487,811 S \* 3/2004 Stauffer ..... D26/59  
D519,237 S \* 4/2006 Kopp ..... D26/76  
D562,493 S \* 2/2008 Chen ..... D26/88  
D582,598 S \* 12/2008 Kramer et al. .... D26/85  
D592,795 S \* 5/2009 Chandler ..... D26/88  
D600,849 S \* 9/2009 Osgerby et al. .... D26/107

\* cited by examiner

*Primary Examiner* — Cathron C Brooks

*Assistant Examiner* — Kevin K Rudzinski

(74) *Attorney, Agent, or Firm* — Kilyk & Bowersox,  
P.L.L.C.

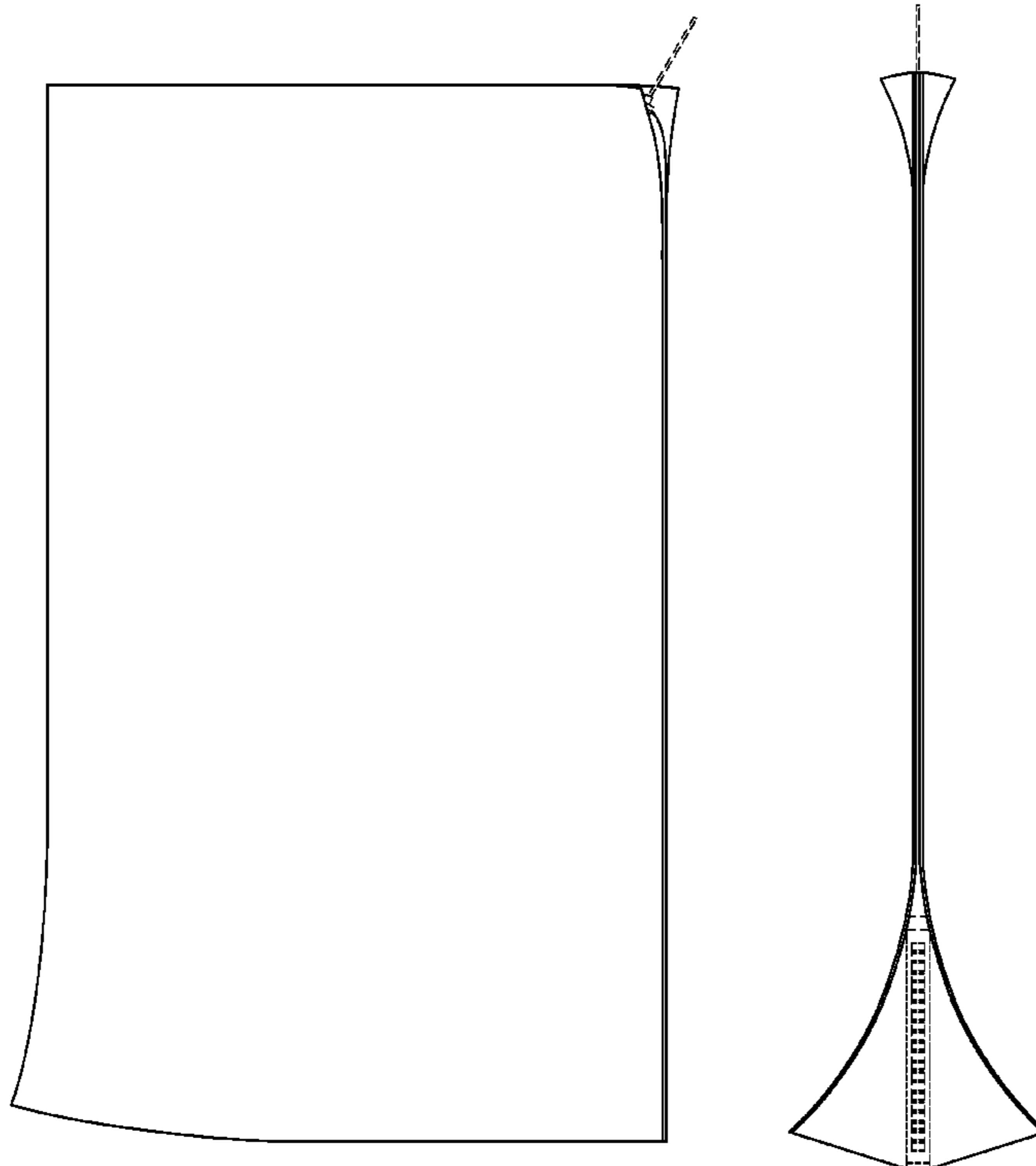
(57) **CLAIM**

The ornamental design for a lighting device, as shown and described.

**DESCRIPTION**

FIG. 1 is a front side perspective view of a lighting device, showing my new design;  
FIG. 2 is the front side view thereof;  
FIG. 3 is the rear side view thereof;  
FIG. 4 is the top view thereof;  
FIG. 5 is the bottom view thereof;  
FIG. 6 is another top view thereof; and  
FIG. 7 is another bottom view thereof.  
FIG. 8 is an enlarged partial view of the top section of the lighting device as shown in FIG. 4; and,  
FIG. 9 is an enlarged partial view of the bottom section of the lighting device as shown in FIG. 5.  
The broken lines shown in the drawings illustrate environmental structure and form no part of the claimed design.

**1 Claim, 9 Drawing Sheets**






FIG. 1




FIG. 2




FIG. 3

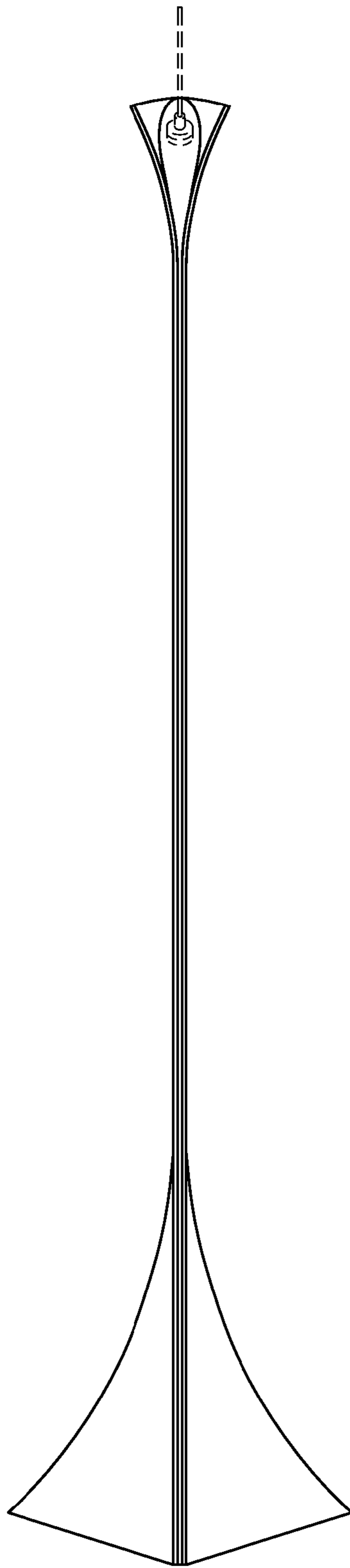


FIG. 4

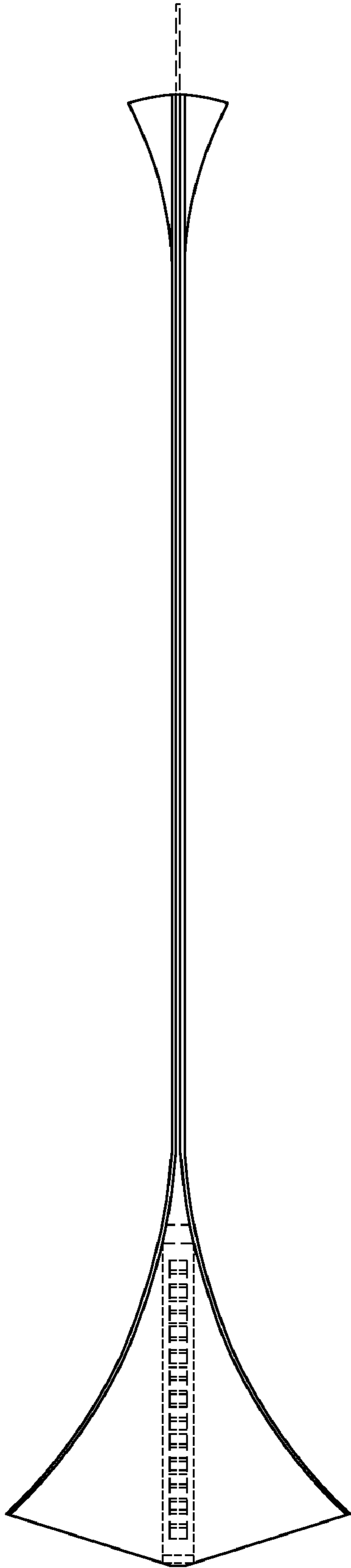


FIG. 5

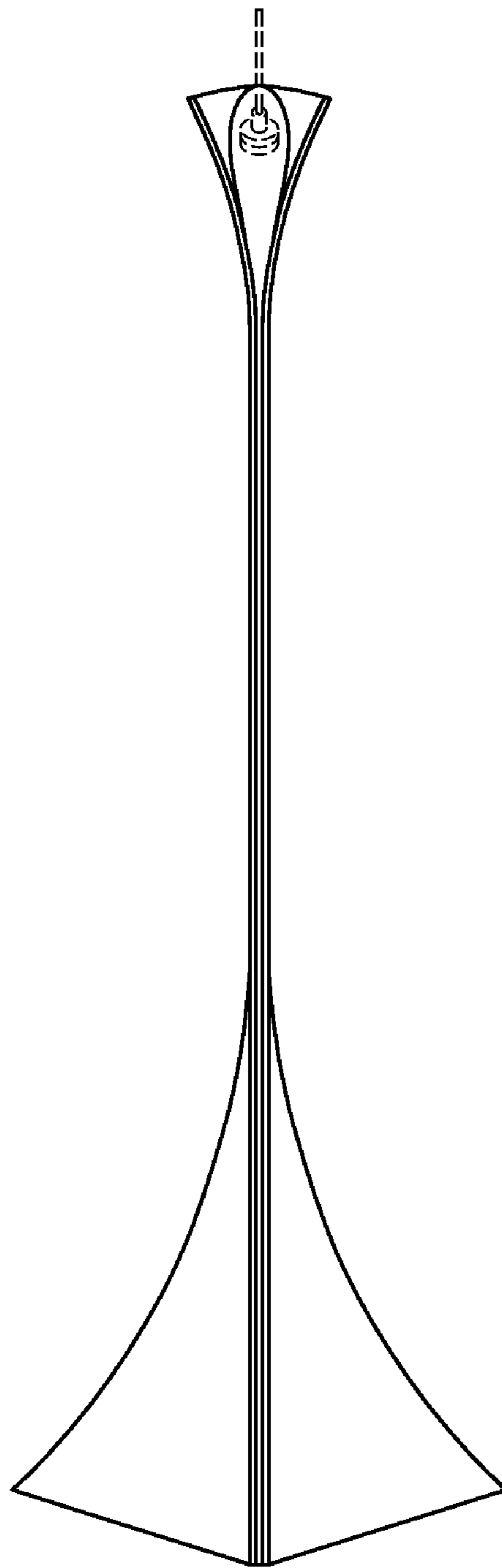


FIG. 6

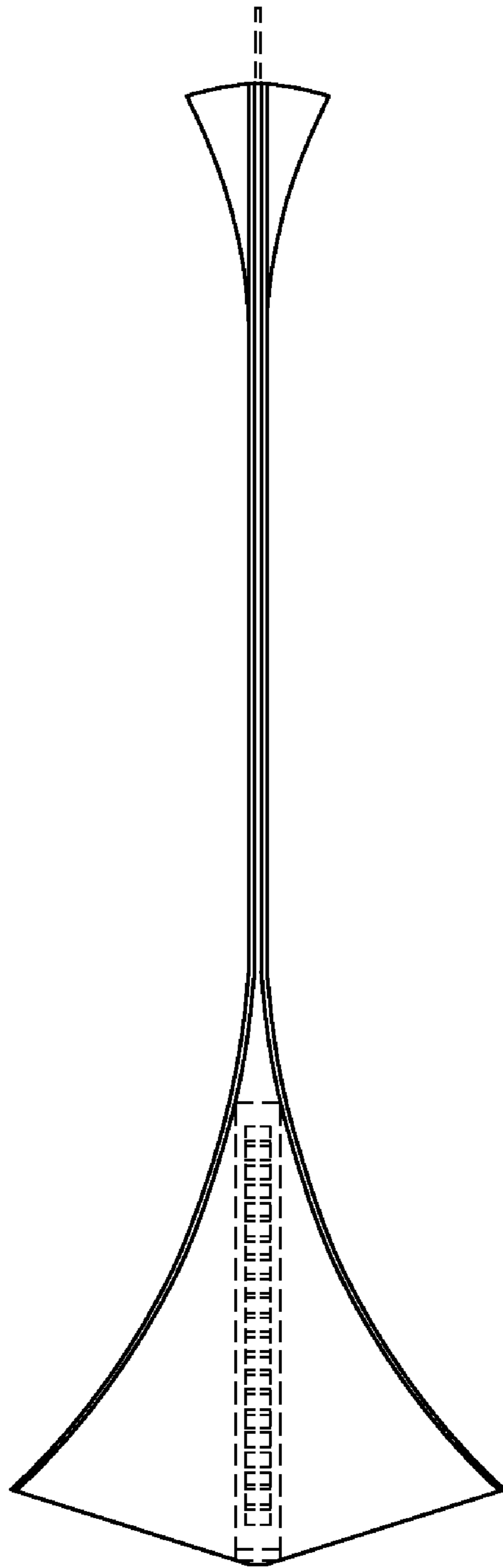


FIG. 7



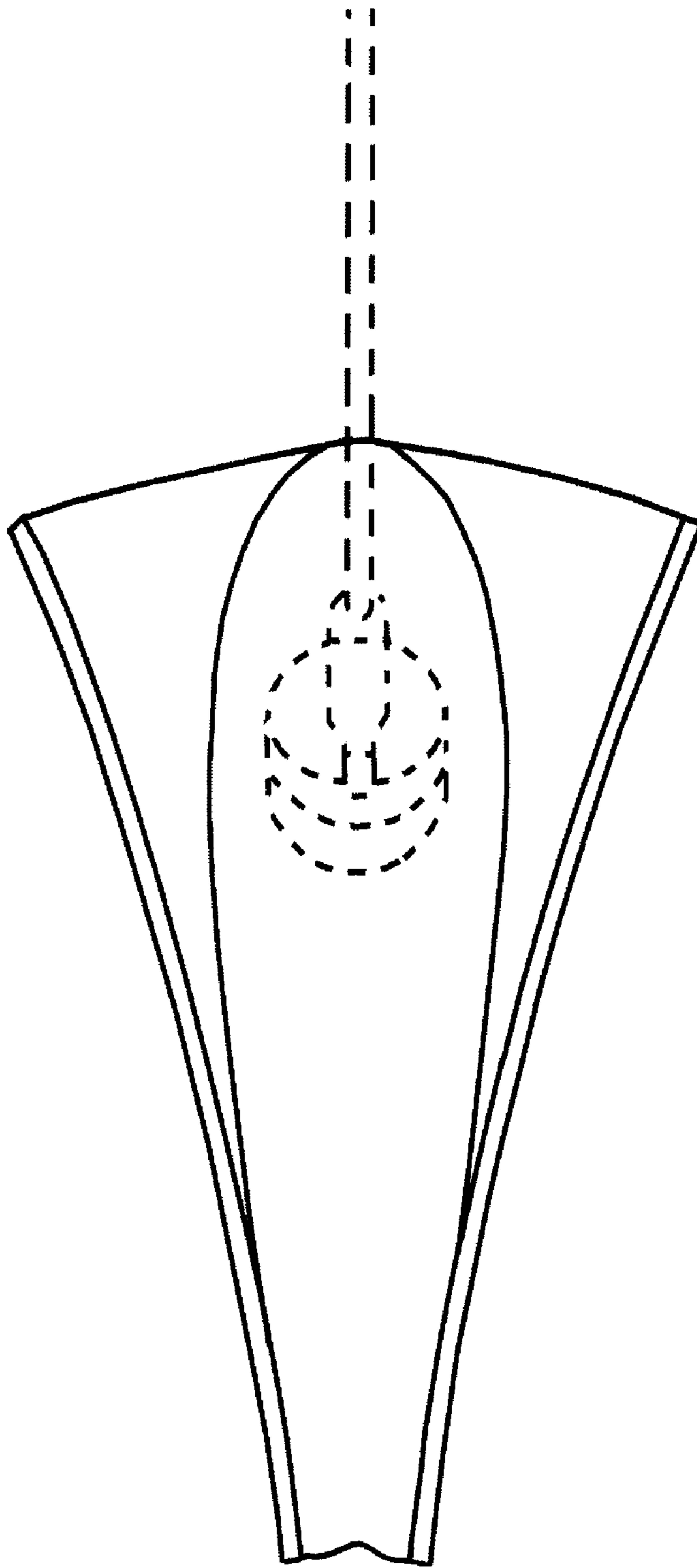


FIG. 8

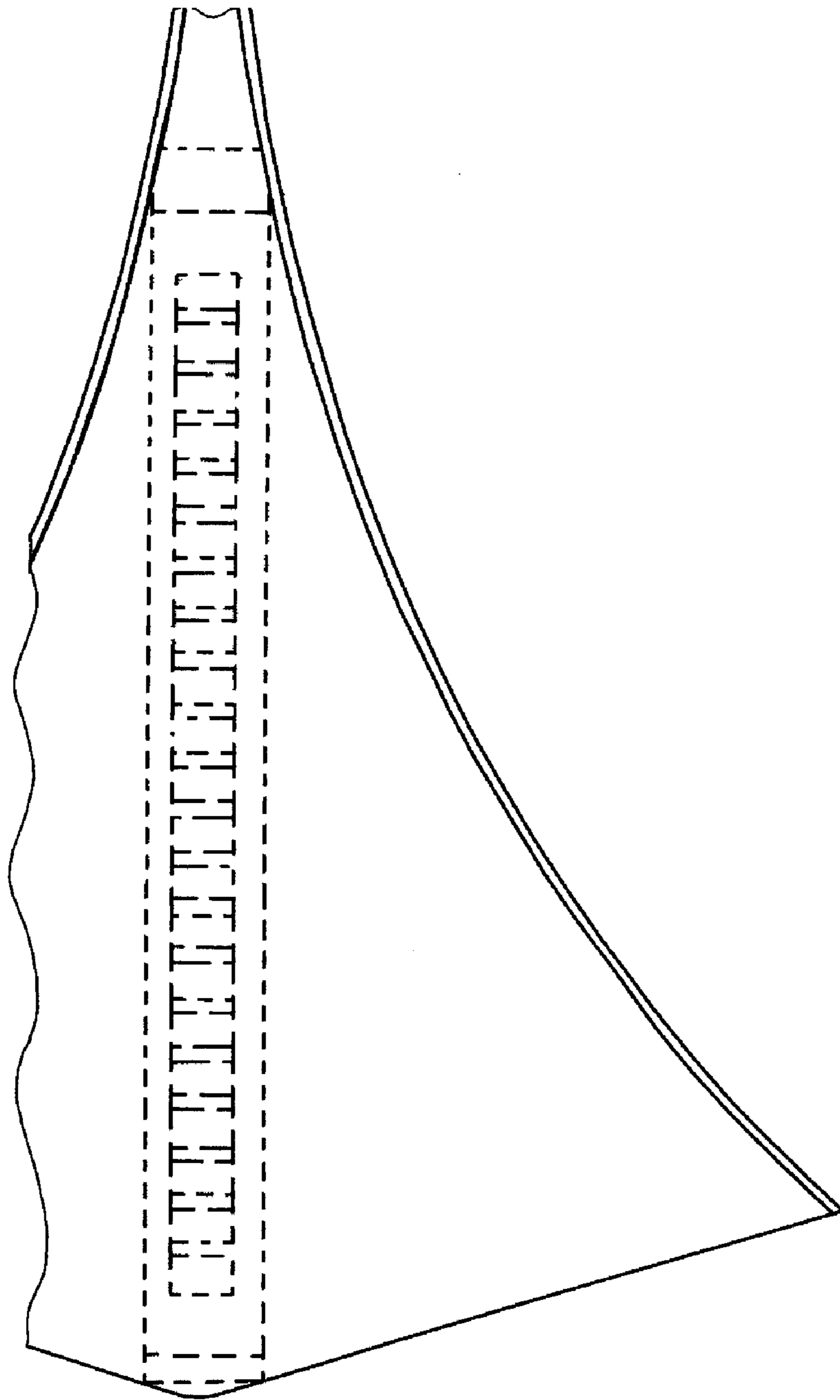


FIG. 9