

US00D636913S

(12) **United States Design Patent**
Halaquist et al.

(10) **Patent No.:** **US D636,913 S**

(45) **Date of Patent:** **** Apr. 26, 2011**

(54) **LIGHT DEVICE**

(76) Inventors: **Philip W. Halaquist**, Clawson, MI (US);
Sherri L. Meloche, Royal Oak, MI
(US); **Deane C. Murdoch**, Rochester
Hills, MI (US)

(**) Term: **14 Years**

(21) Appl. No.: **29/349,388**

(22) Filed: **Mar. 30, 2010**

(51) **LOC (9) Cl.** **26-02**

(52) **U.S. Cl.** **D26/24; D26/37**

(58) **Field of Classification Search** D26/24,
D26/26, 37, 46, 72, 85, 87, 88, 89, 93, 104,
D26/113, 118, 1, 2, 3; D10/111, 114; D23/366,
D23/367, 368; D13/107, 108, 180, 182;
362/640, 641, 642, 643, 644, 652, 653, 655,
362/657, 249.02, 311.02, 800, 806, 555,
362/567, 116, 122, 123, 145, 147, 157, 183,
362/194, 195, 200

See application file for complete search history.

(56) **References Cited**

U.S. PATENT DOCUMENTS

D341,441 S * 11/1993 Shapiro D26/118
D355,272 S * 2/1995 Chabria D26/46
D417,019 S * 11/1999 Rachwal et al. D26/37

D422,103 S * 3/2000 Chen D26/37
D497,019 S * 10/2004 Lee D26/37
7,021,790 B2 * 4/2006 Parsons 362/191
D535,740 S * 1/2007 Brown et al. D26/24
D538,192 S * 3/2007 Martin D10/106
D565,216 S * 3/2008 Markell D26/37
D574,527 S * 8/2008 Squires et al. D26/37
7,448,769 B1 * 11/2008 Coushaine et al. 362/201
2003/0137833 A1 * 7/2003 Hsu 362/196
2006/0007673 A1 * 1/2006 Yuen 362/116

* cited by examiner

Primary Examiner — Angela J Lee

(74) *Attorney, Agent, or Firm* — Thomas Randazzo

(57) **CLAIM**

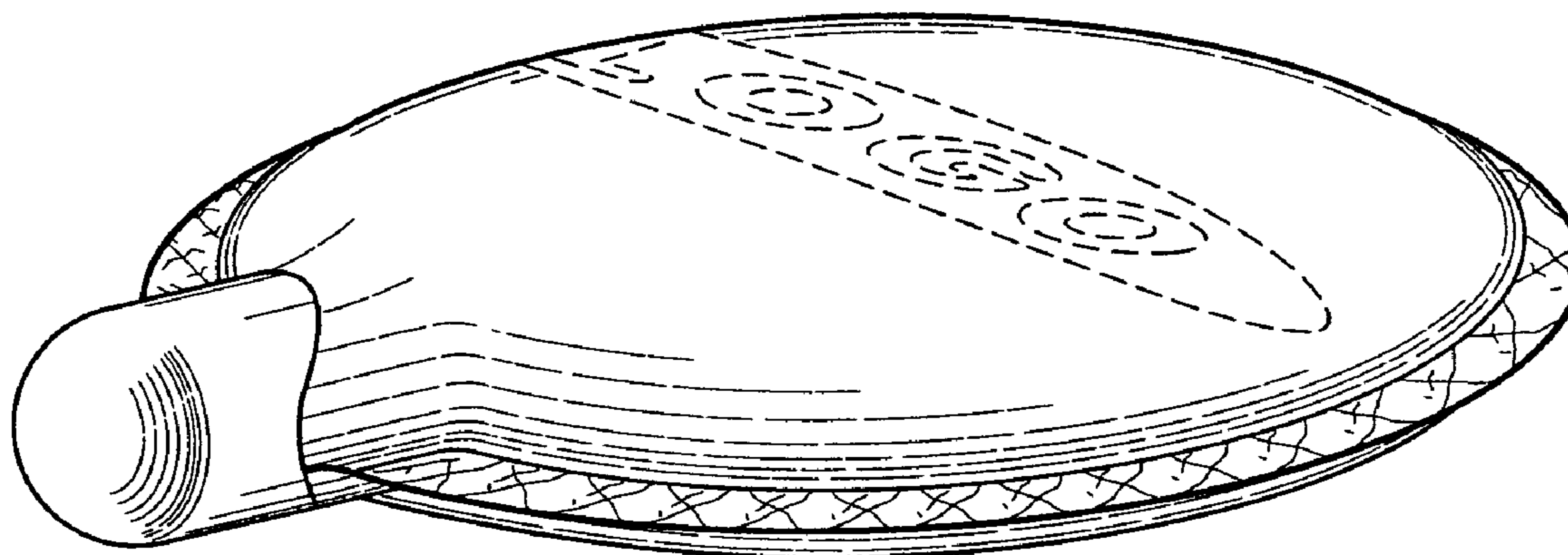
We claim the ornamental design for a light device, as shown and described.

DESCRIPTION

FIG. 1 is a perspective view of the design for the light device; FIG. 2 is a top view thereof; FIG. 3 is a bottom view thereof; FIG. 4 is a side view thereof; FIG. 5 is a front view thereof; and, FIG. 6 is a rear view thereof.

The portions of the light device shown in broken lines form no part of the claimed design.

1 Claim, 3 Drawing Sheets



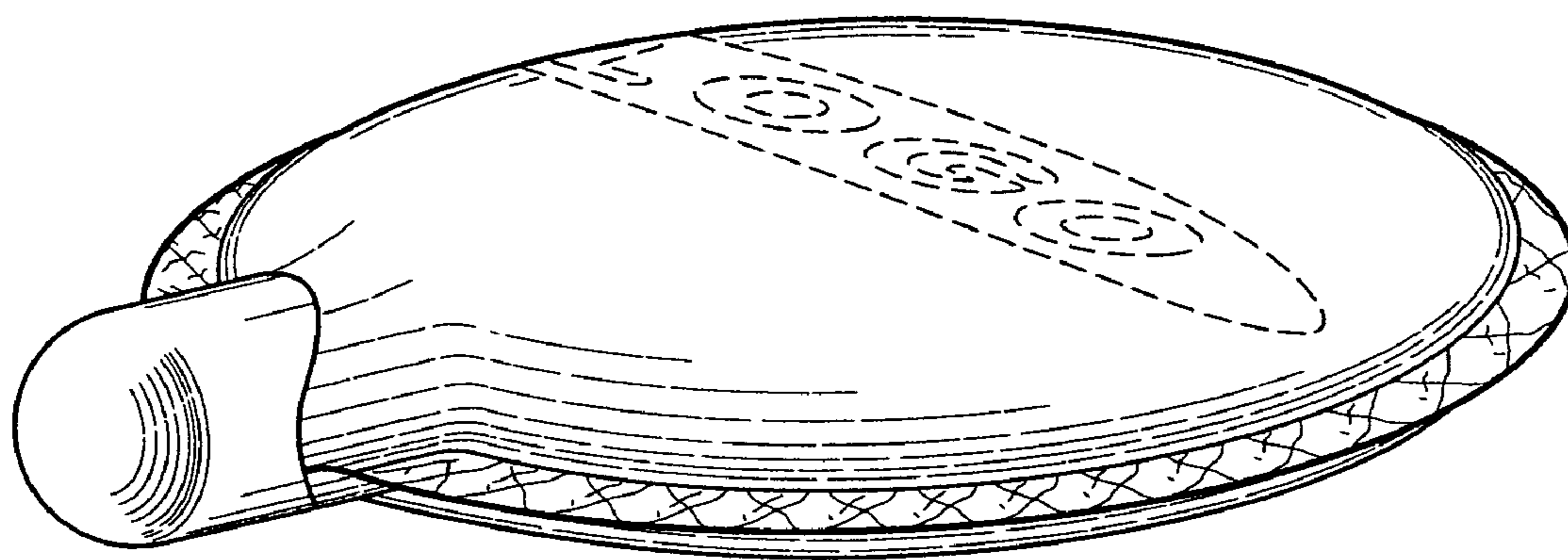


FIG. 1

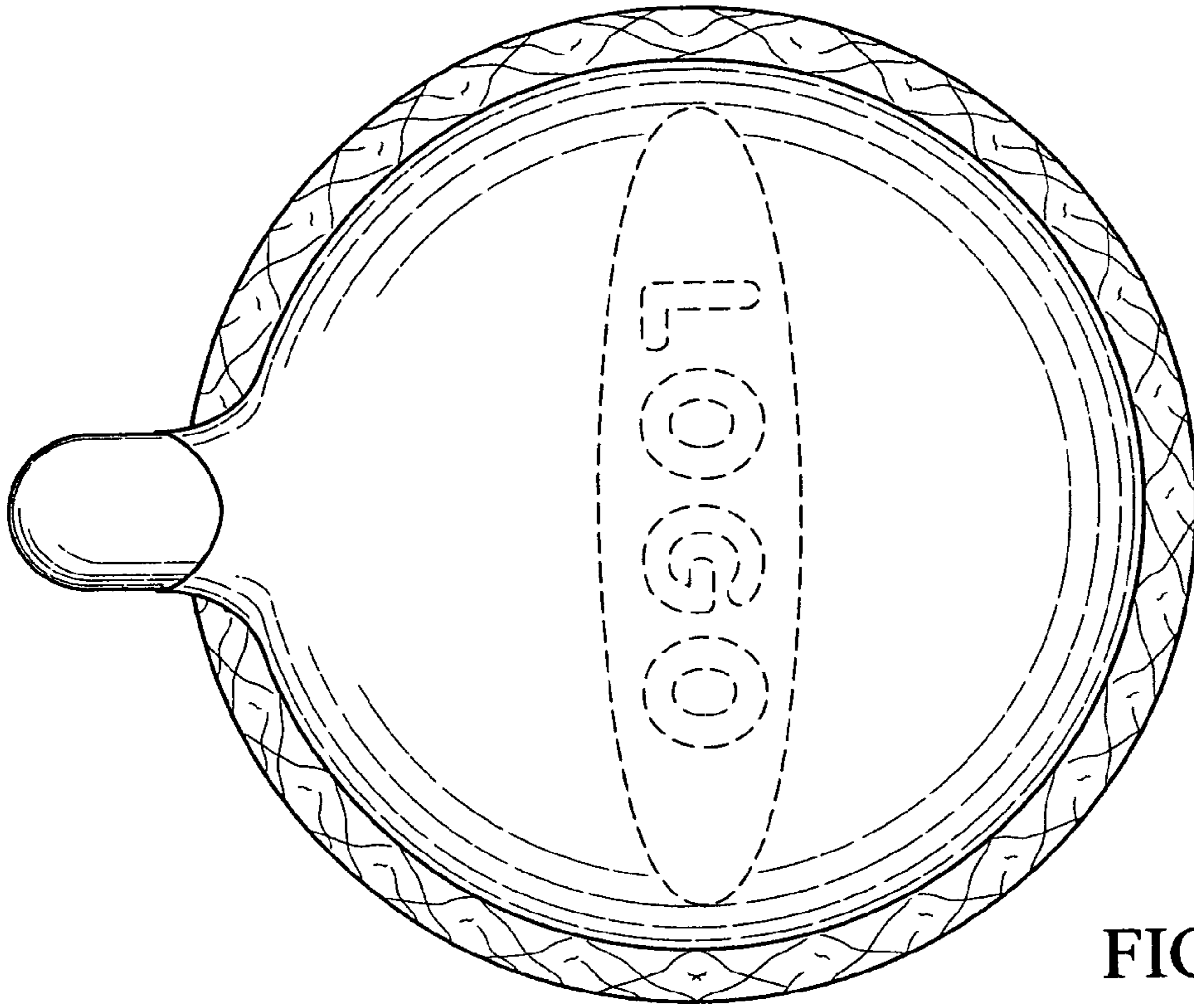


FIG. 2

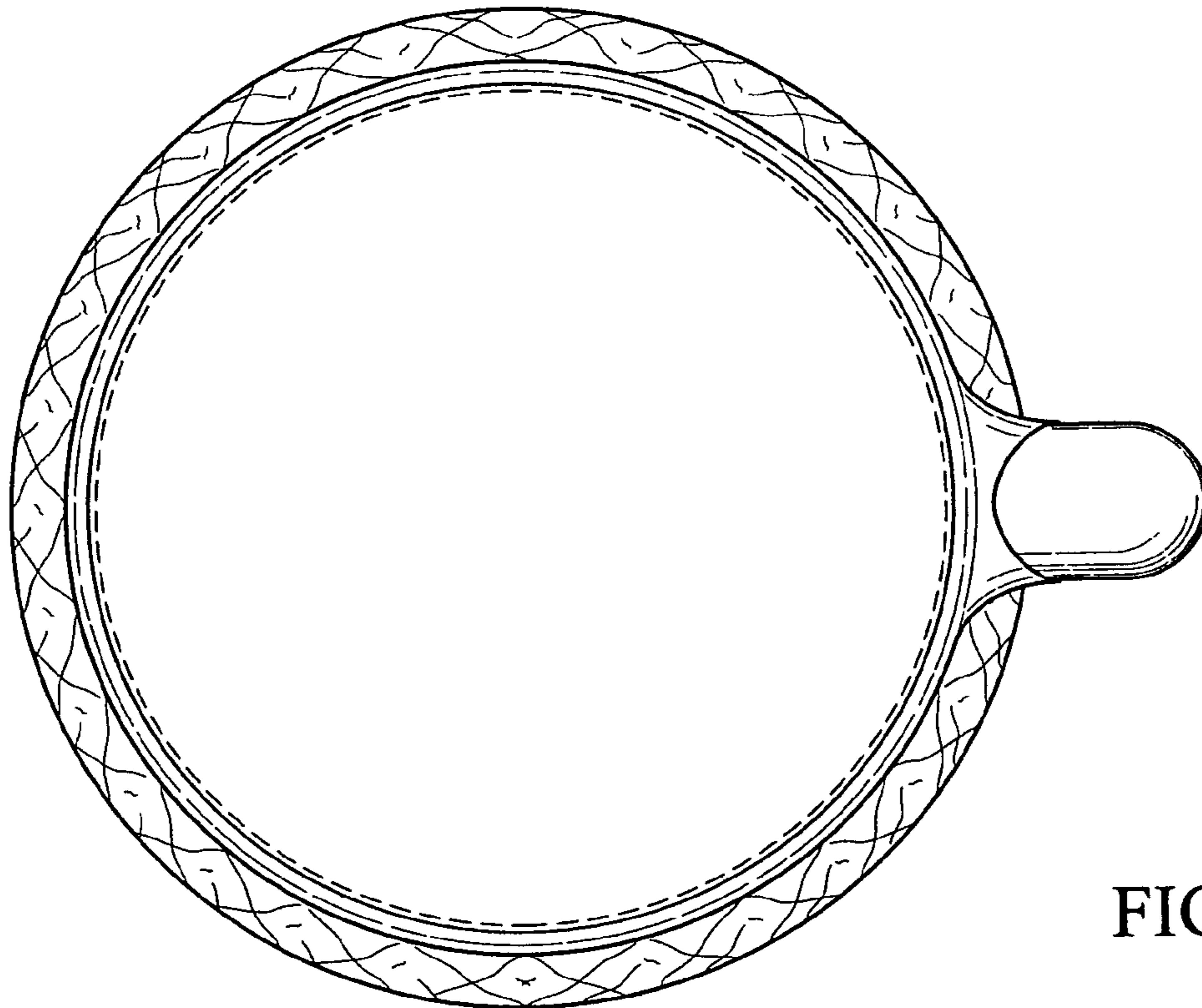


FIG. 3




FIG. 4




FIG. 5




FIG. 6