



US00D636885S

(12) **United States Design Patent**
Py et al.

(10) **Patent No.:** **US D636,885 S**
(45) **Date of Patent:** **** Apr. 26, 2011**

(54) **BOTTLE WITH NIPPLE**

6,971,551 B2 12/2005 Widgery
7,204,380 B2 4/2007 Webb et al.

(Continued)

(75) Inventors: **Daniel Py**, Larchmont, NY (US); **Julian Chan**, New Milford, CT (US); **Jeffrey Willey**, Brookfield, CT (US)

FOREIGN PATENT DOCUMENTS

EM 000400734-0001 S 11/2005

(Continued)

(73) Assignee: **Medical Instill Technologies, Inc.**, New Milford, CT (US)

OTHER PUBLICATIONS

(**) Term: **14 Years**

International Search Report and Written Opinion of the International Searching Authority for International Application. No. PCT/US2008/81393.

(21) Appl. No.: **29/375,051**

International Search Report and Written Opinion of the International Searching Authority for International Application No. PCT/US2008/81395.

(22) Filed: **Sep. 16, 2010**

International Search Report and Written Opinion of the International Searching Authority for International Application No. PCT/US2008/81396.

Related U.S. Application Data

(60) Division of application No. 29/357,366, filed on Mar. 11, 2010, now Pat. No. Des. 625,830, which is a continuation of application No. 12/259,279, filed on Oct. 27, 2008.

Primary Examiner — Susan E Krakower

(74) *Attorney, Agent, or Firm* — McCarter & English LLP

(51) **LOC (9) Cl.** **07-01**

(52) **U.S. Cl.** **D24/197**

(58) **Field of Classification Search** D24/193-199,
D24/117; D7/510-511, 533-534; D9/500,
D9/503-504, 547; 215/11.1-11.6, 387, 398,
215/DIG. 8

See application file for complete search history.

CLAIM

The ornamental design for a bottle with nipple, as shown and described.

DESCRIPTION

FIG. 1 is a perspective view of a bottle with nipple;
FIG. 2 is a left side elevational view of the bottle with nipple of FIG. 1;
FIG. 3 is a right side elevational view of the bottle with nipple of FIG. 1;
FIG. 4 is a rear side elevational view of the bottle with nipple of FIG. 1;
FIG. 5 is a front side elevational view of the bottle with nipple of FIG. 1;
FIG. 6 is a top plan view of the bottle with nipple of FIG. 1;
and,
FIG. 7 is a bottom plan view of the bottle with nipple of FIG. 1.

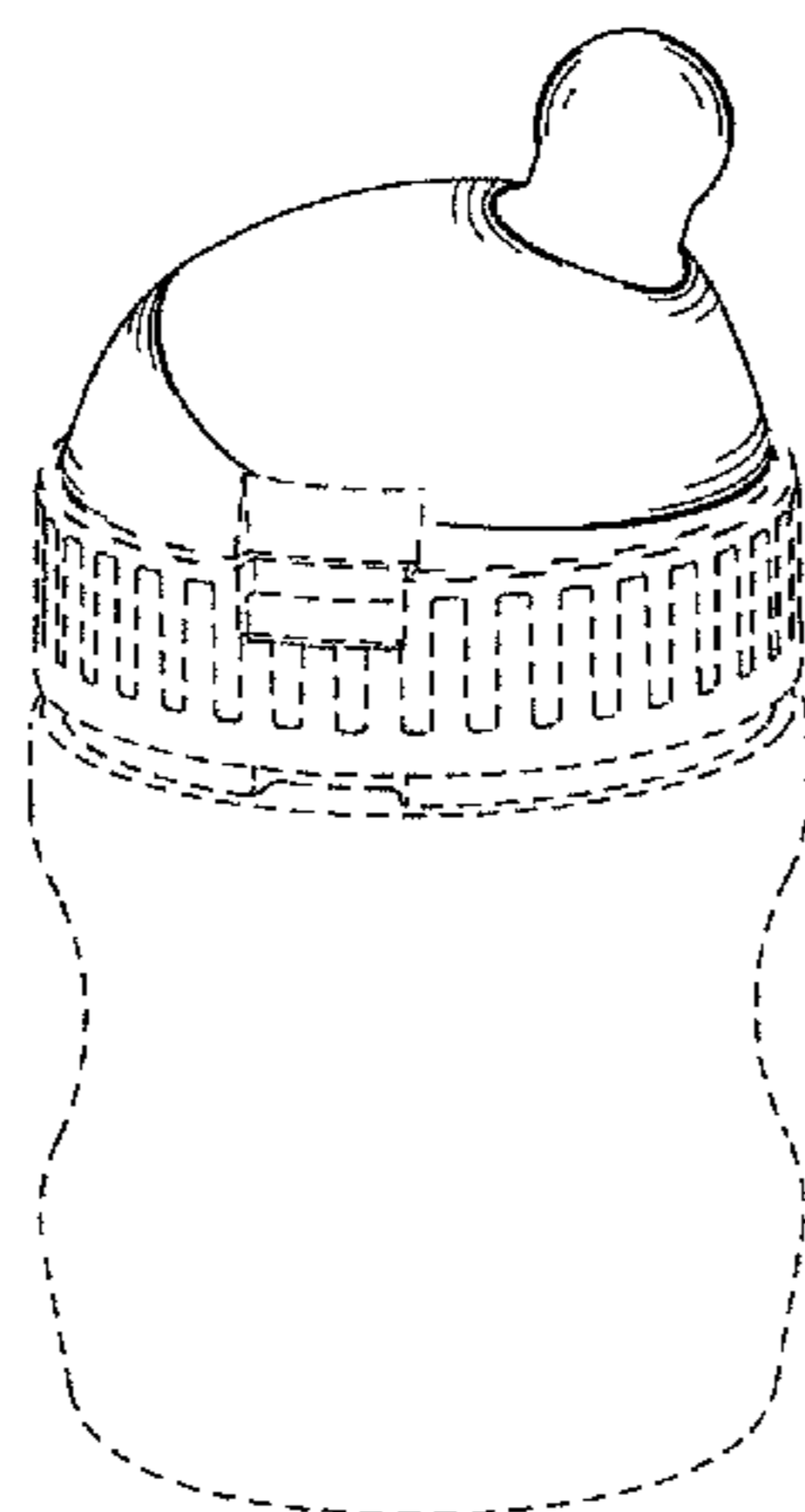
The broken lines appearing in the drawings are for the purpose of illustrating portions of the article in which the design is embodied. Portions of the article appearing in broken lines form no part of the claimed design.

1 Claim, 4 Drawing Sheets

(56) **References Cited**

U.S. PATENT DOCUMENTS

1,199,025	A *	9/1916	Worlock	215/11.5
1,620,329	A *	3/1927	Donaldson	215/11.5
1,733,184	A *	10/1929	Decker	215/11.1
2,388,915	A *	11/1945	Heilborn	215/11.1
2,812,764	A *	11/1957	Crisp	215/11.1
5,101,991	A	4/1992	Morifuji et al.		
5,690,679	A *	11/1997	Prentiss	606/236
D440,317	S *	4/2001	Tollman	D24/197
D464,434	S *	10/2002	Morano	D24/197
6,481,571	B1	11/2002	Kelders et al.		
6,499,615	B1	12/2002	Szieff et al.		
6,745,915	B2	6/2004	Rees		



US D636,885 S

Page 2

U.S. PATENT DOCUMENTS

D599,481 S * 9/2009 Drummond D24/197
D599,482 S * 9/2009 Drummond D24/197
D617,465 S * 6/2010 Hakim D24/197
D625,830 S * 10/2010 Py et al. D24/197
2006/0137998 A1 6/2006 Spector et al.
2007/0283666 A1* 12/2007 Py et al. 53/425

2008/0099422 A1 5/2008 Rees

FOREIGN PATENT DOCUMENTS

EM 001171391-0001 S 10/2009
WO WO 2007/120719 A2 10/2007

* cited by examiner

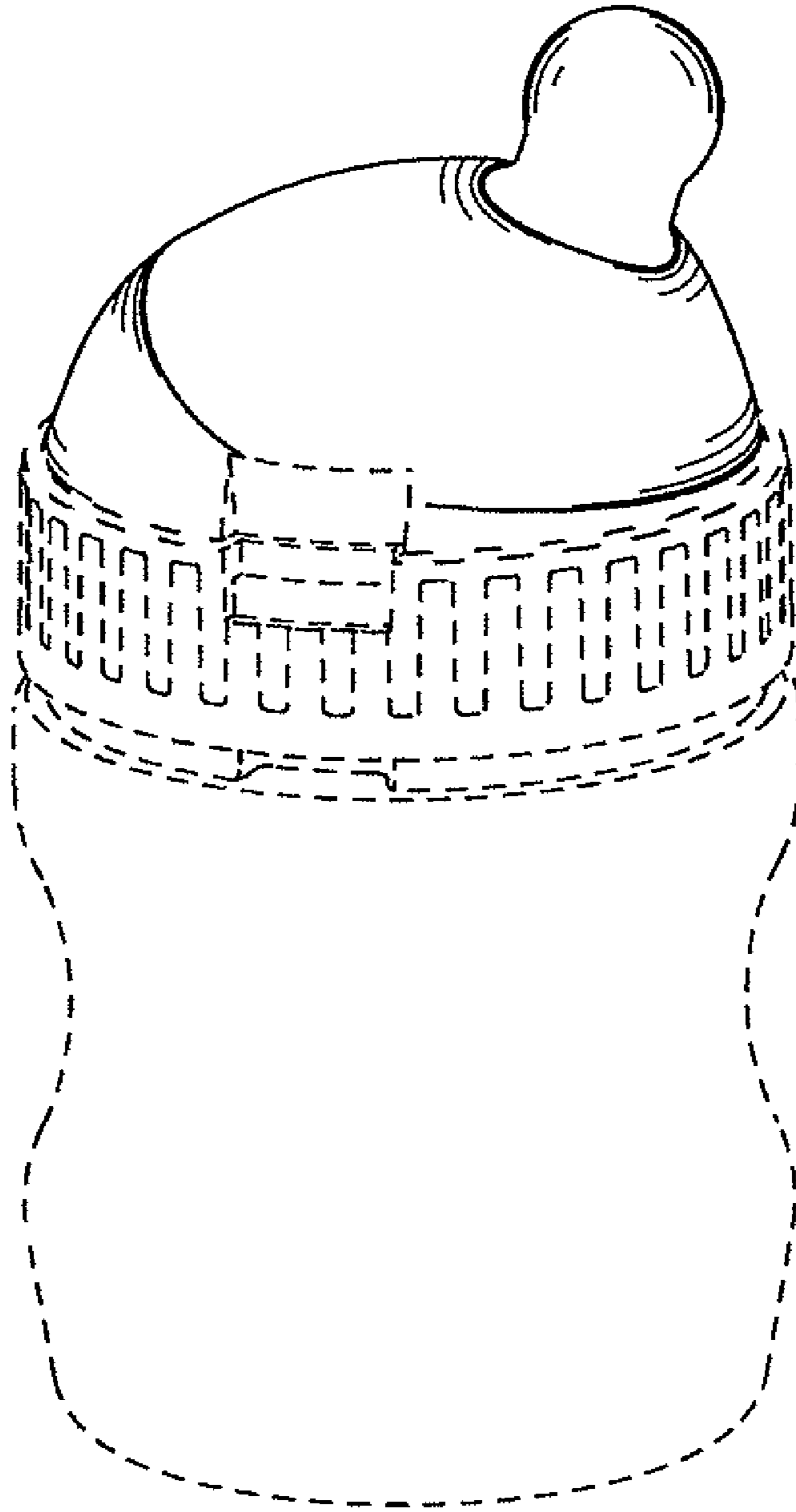


FIG. 1

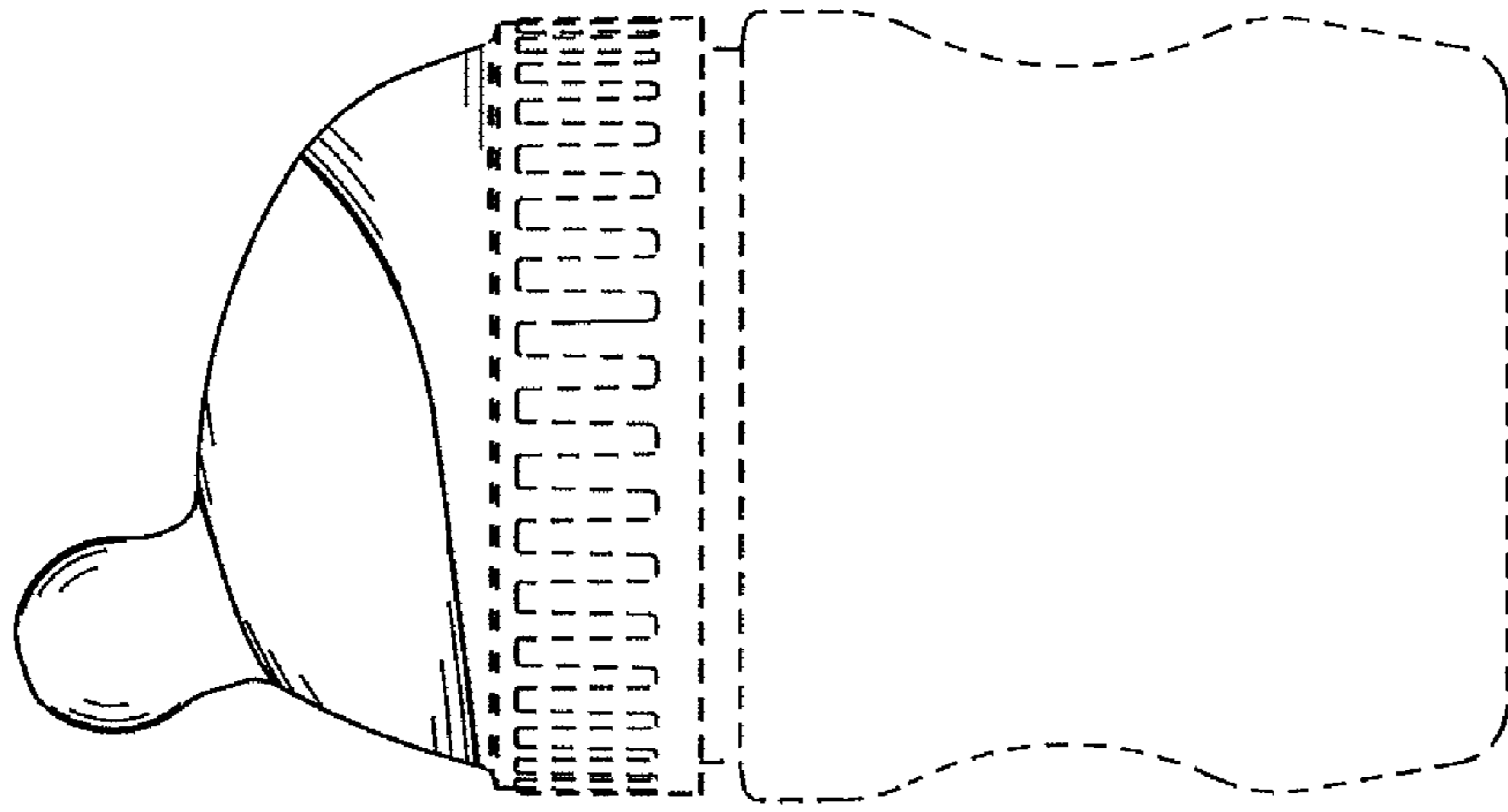


FIG. 2

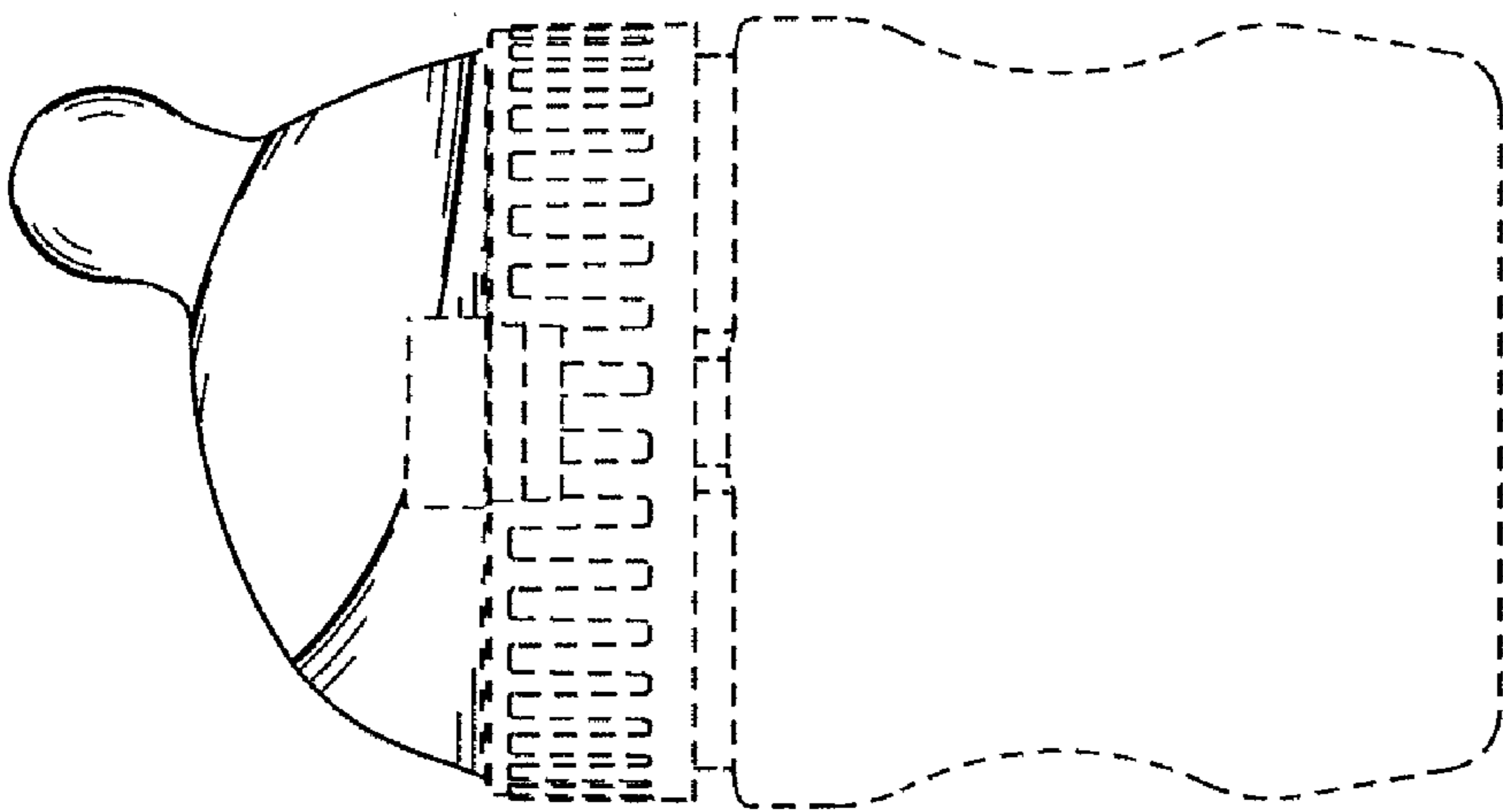


FIG. 3

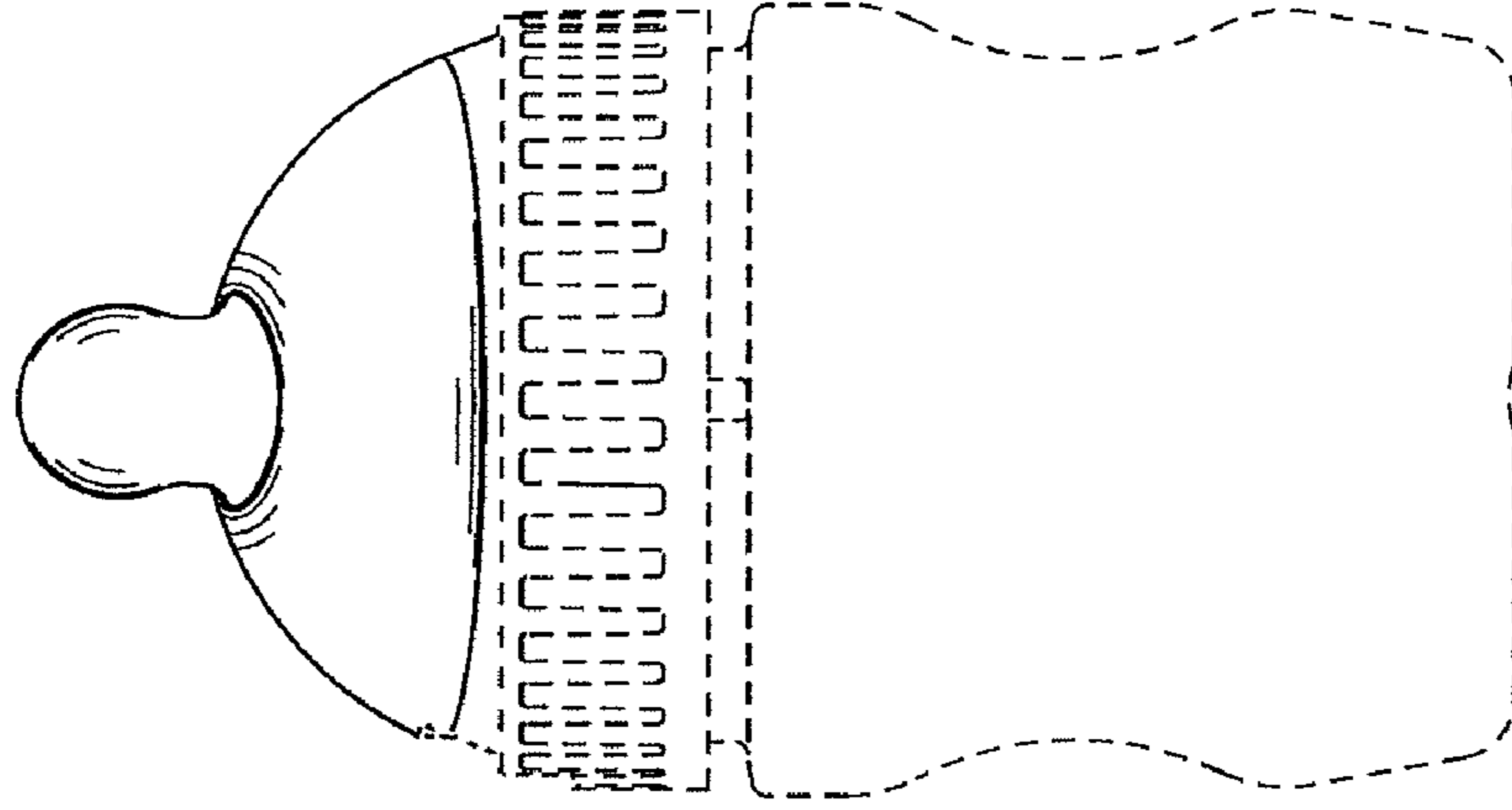


FIG. 5

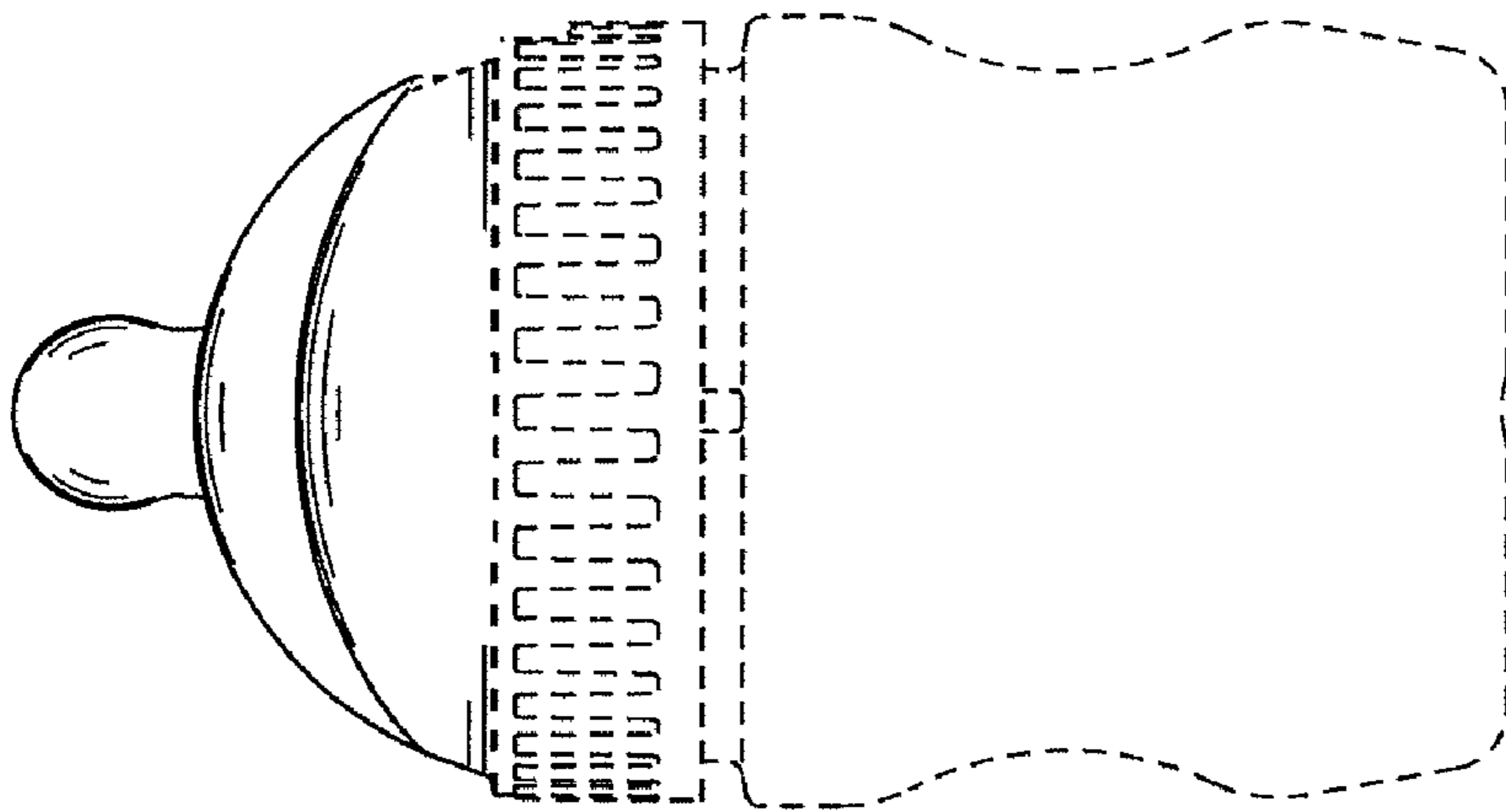


FIG. 4

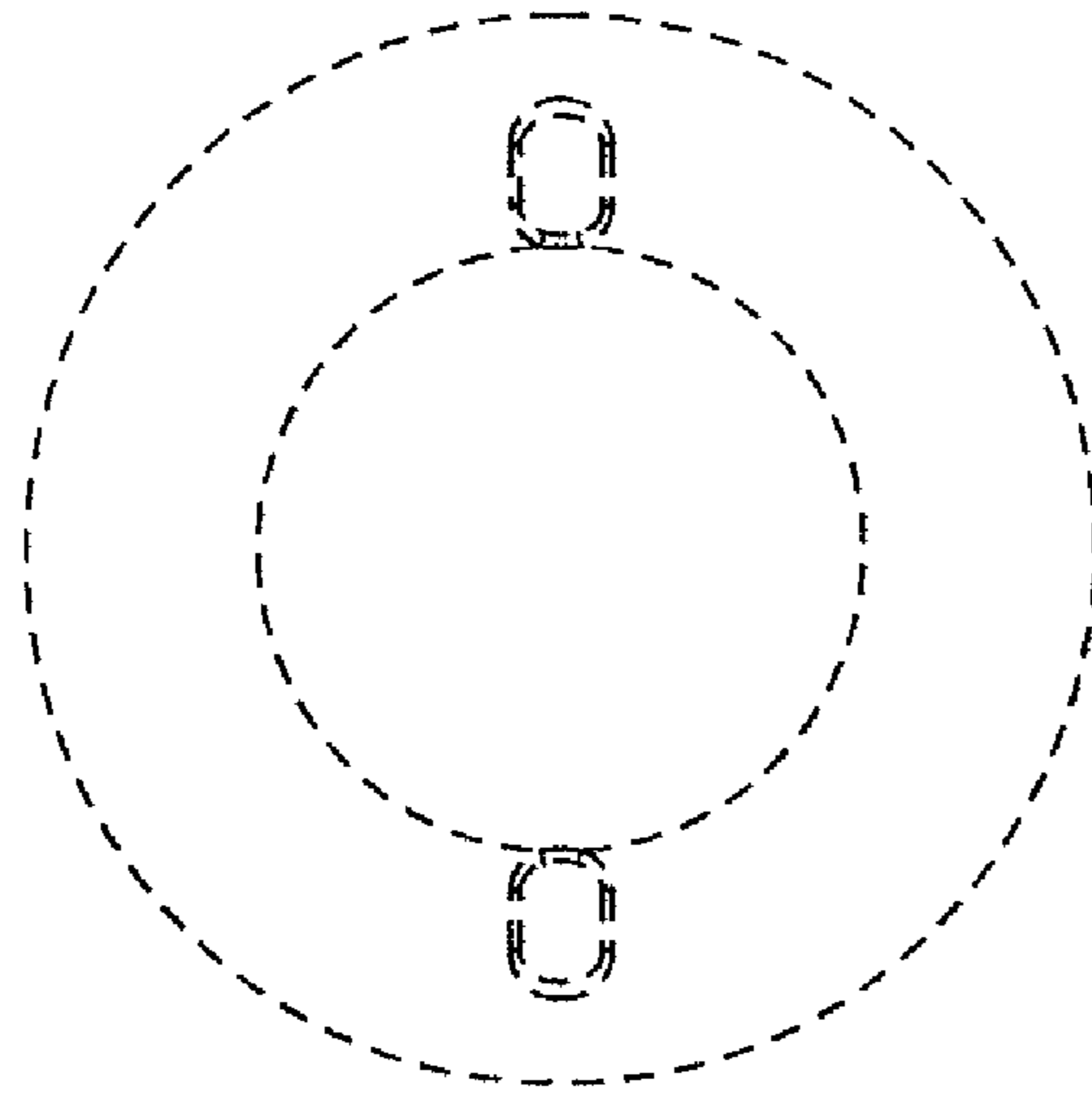


FIG. 7

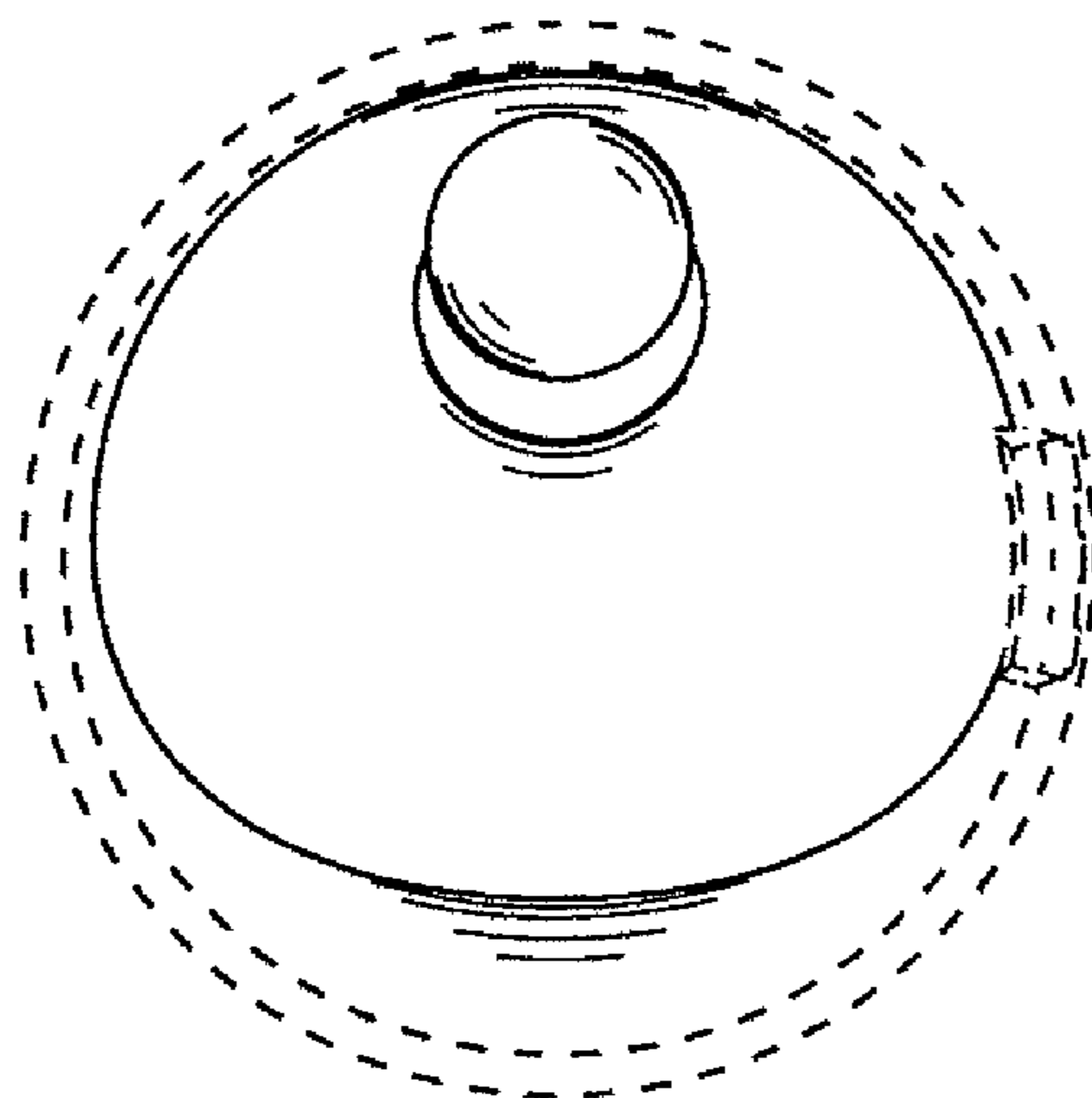


FIG. 6