



US00D636883S

(12) **United States Design Patent**
Castro

(10) **Patent No.:** **US D636,883 S**

(45) **Date of Patent:** **** Apr. 26, 2011**

(54) **ELBOW SUPPORT WRAP**

(76) Inventor: **Christopher P. Castro**, Pinellas Park,
FL (US)

(**) Term: **14 Years**

(21) Appl. No.: **29/361,875**

(22) Filed: **May 17, 2010**

(51) **LOC (9) Cl.** **24-01**

(52) **U.S. Cl.** **D24/190**

(58) **Field of Classification Search** D24/189-190;
602/3, 5, 20, 21, 26, 60, 62; D29/113, 115,
D29/118, 120.1; 128/DIG. 15, DIG. 20
See application file for complete search history.

(56) **References Cited**

U.S. PATENT DOCUMENTS

3,877,426	A *	4/1975	Nirschl	602/62
3,970,081	A	7/1976	Applegate, Jr.	
4,240,414	A *	12/1980	Theisler	602/26
5,295,951	A	3/1994	Fareed	
D353,860	S *	12/1994	Walk	D21/781
5,409,451	A *	4/1995	Daneman	602/21
5,417,647	A *	5/1995	Down	602/26
5,624,388	A *	4/1997	Lehr	602/20
6,398,749	B1	6/2002	Slautterback	
D468,019	S *	12/2002	Slautterback	D24/190
6,497,673	B2	12/2002	Rogalski	

6,755,800	B2	6/2004	Weaver, II et al.	
D503,806	S *	4/2005	Williams	D24/190
6,926,688	B2 *	8/2005	Meyer	602/62
7,037,286	B1 *	5/2006	Reinhardt	602/21
2009/0131842	A1 *	5/2009	Rodgers et al.	602/20

* cited by examiner

Primary Examiner — Susan E Krakower

(74) *Attorney, Agent, or Firm* — Crossley Patent Law; Mark
A. Crossley

(57) **CLAIM**

The ornamental design for an elbow support wrap, as shown
and described.

DESCRIPTION

FIG. 1 is a front elevation view of an elbow support wrap
showing my new design, the opposite side being a mirror
image of the shown;

FIG. 2 is a rear elevation view;

FIG. 3 is a right elevation view thereof;

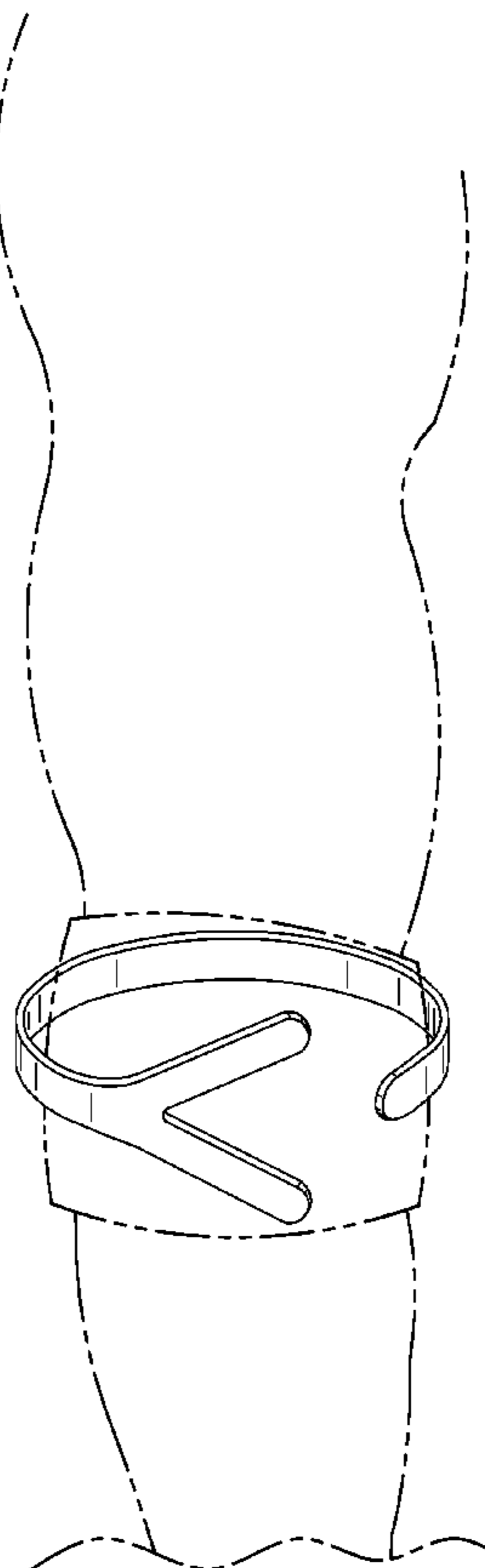
FIG. 4 is a left elevation view thereof;

FIG. 5 is a top plan view thereof, the opposite side being a
mirror image thereof; and,

FIG. 6 is an in-use isometric view thereof.

The broken lines in the drawings depict environmental sub-
ject matter only and form no part of the claimed design.

1 Claim, 4 Drawing Sheets



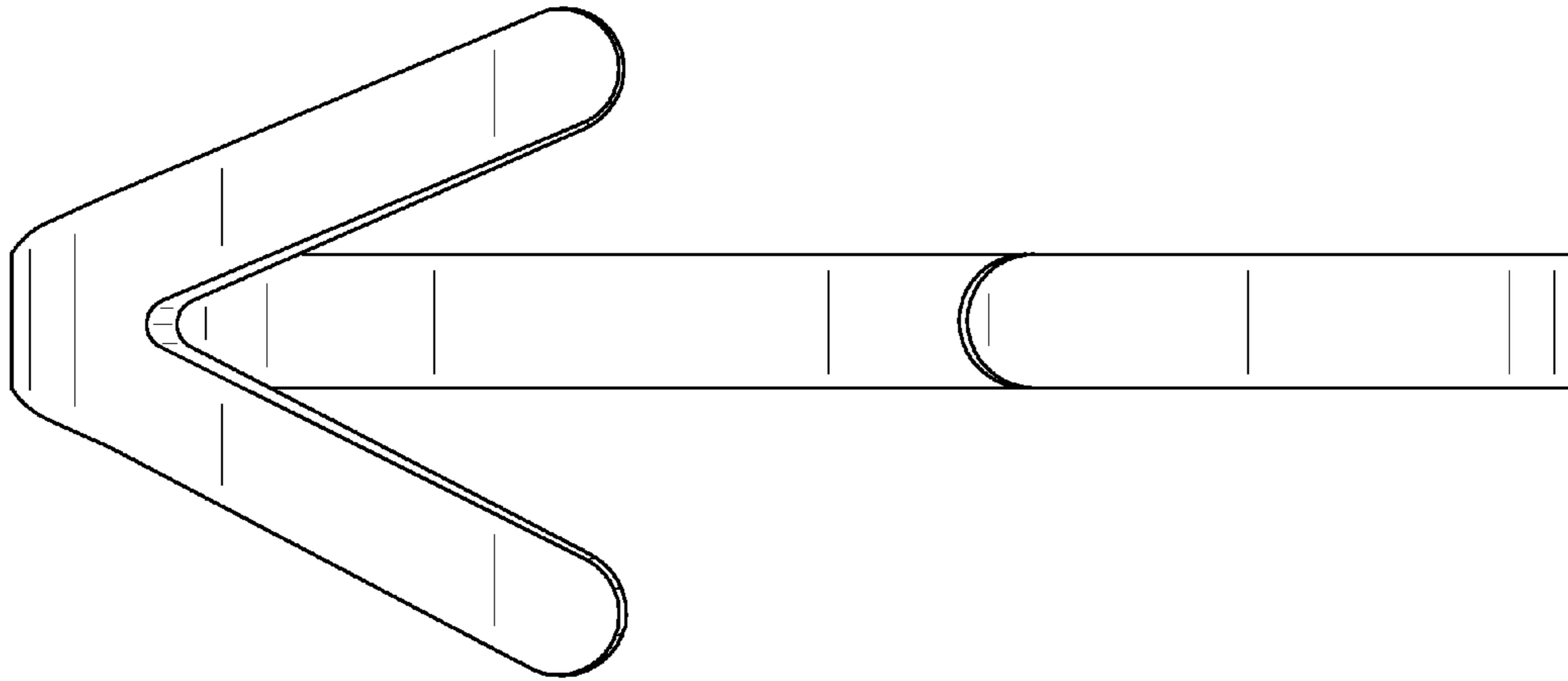


FIG. 1

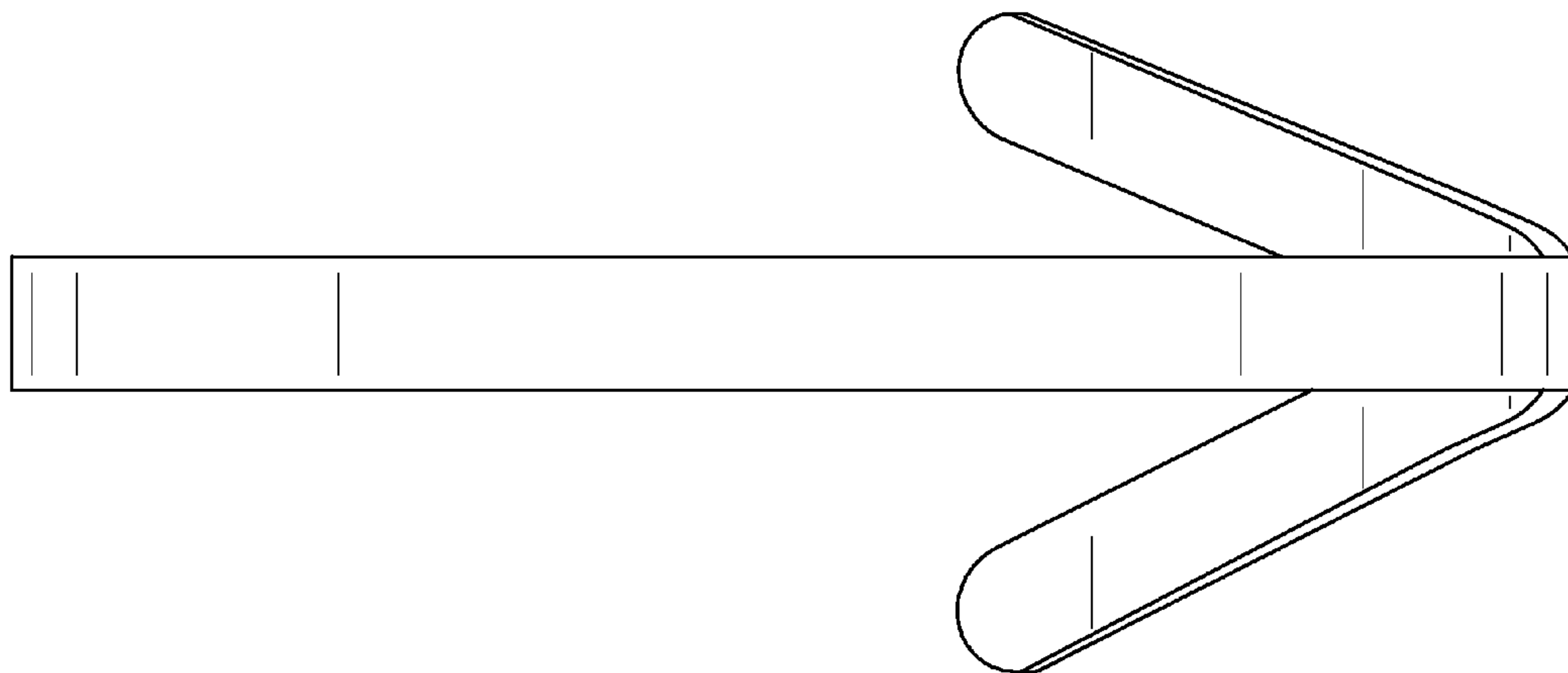


FIG. 2

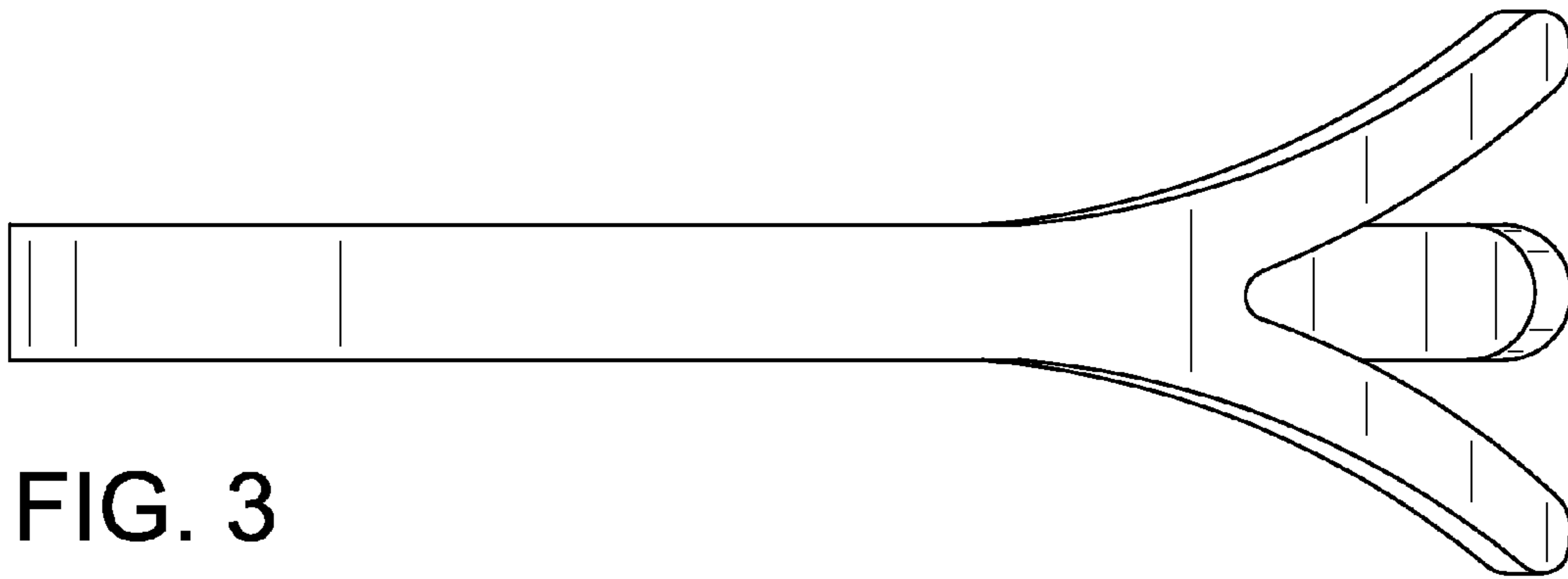


FIG. 3

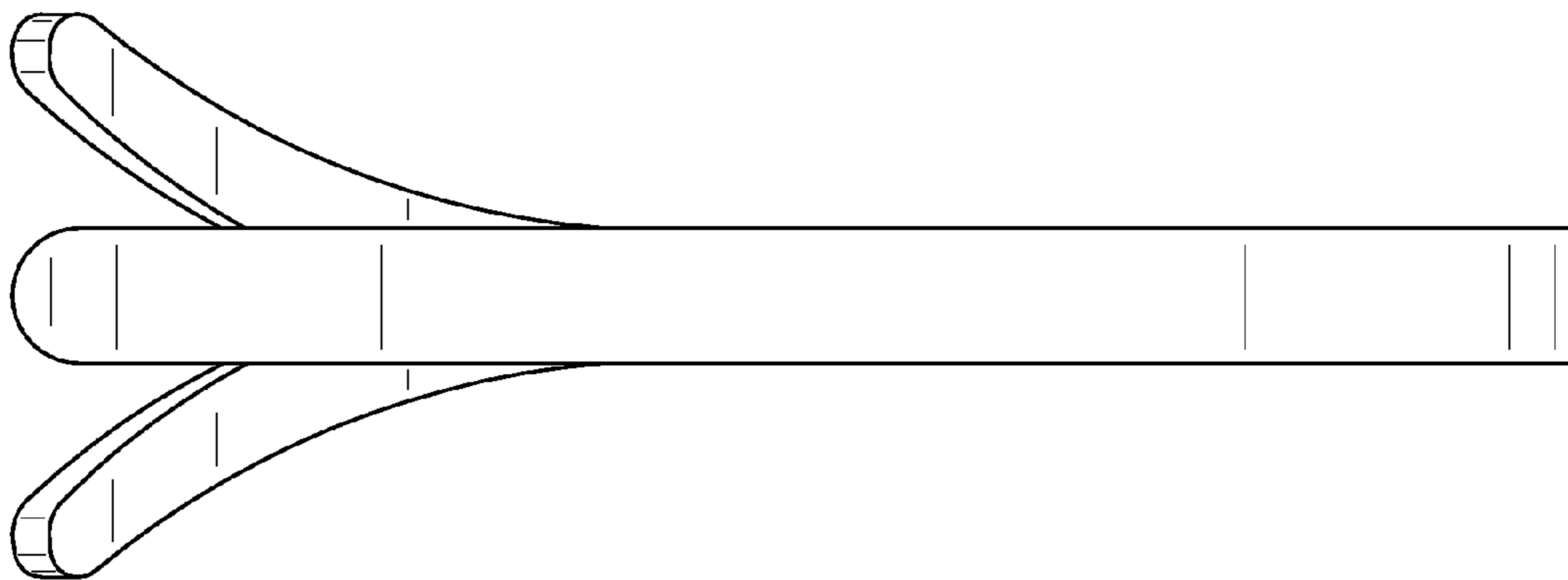


FIG. 4

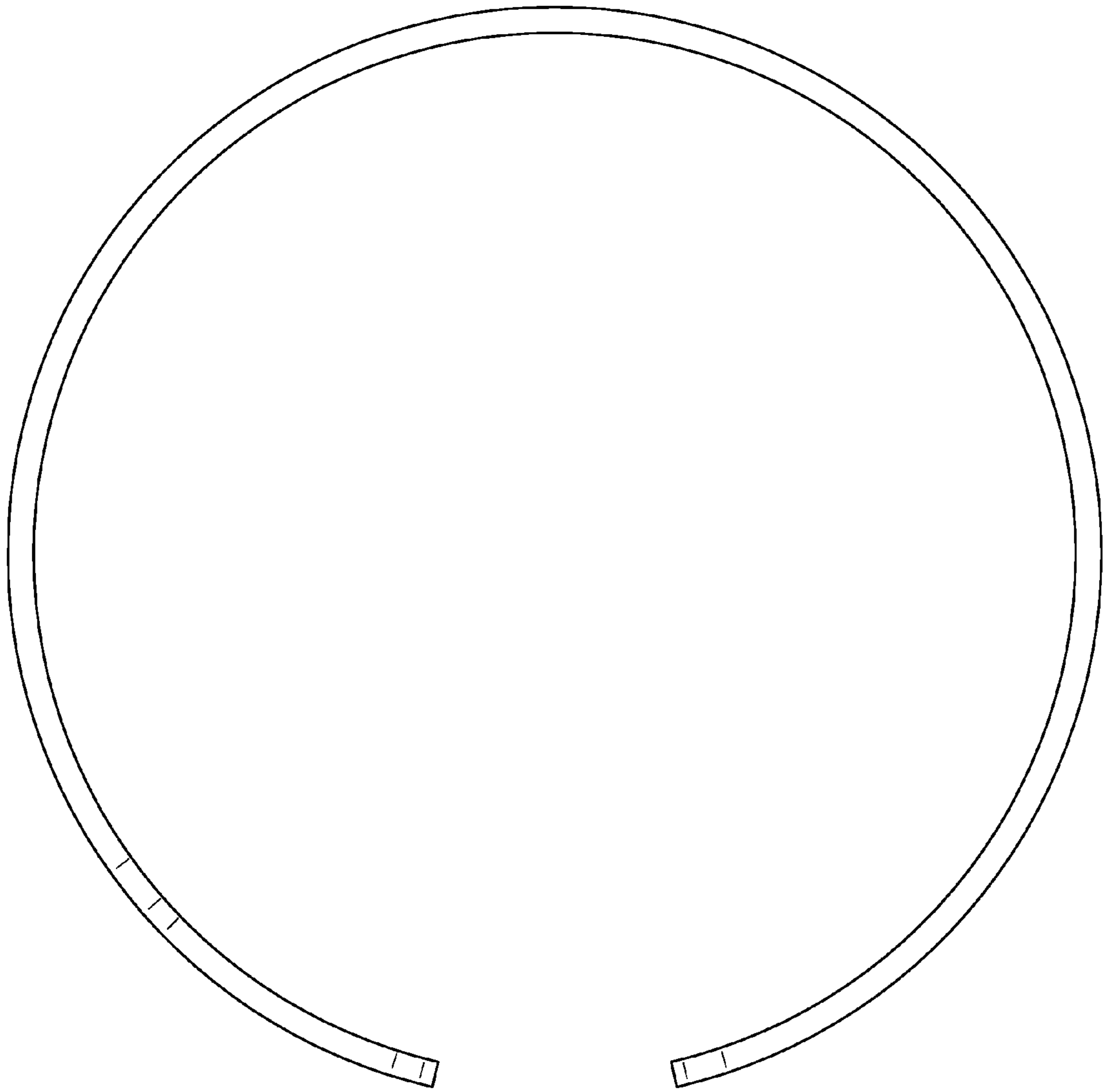


FIG. 5

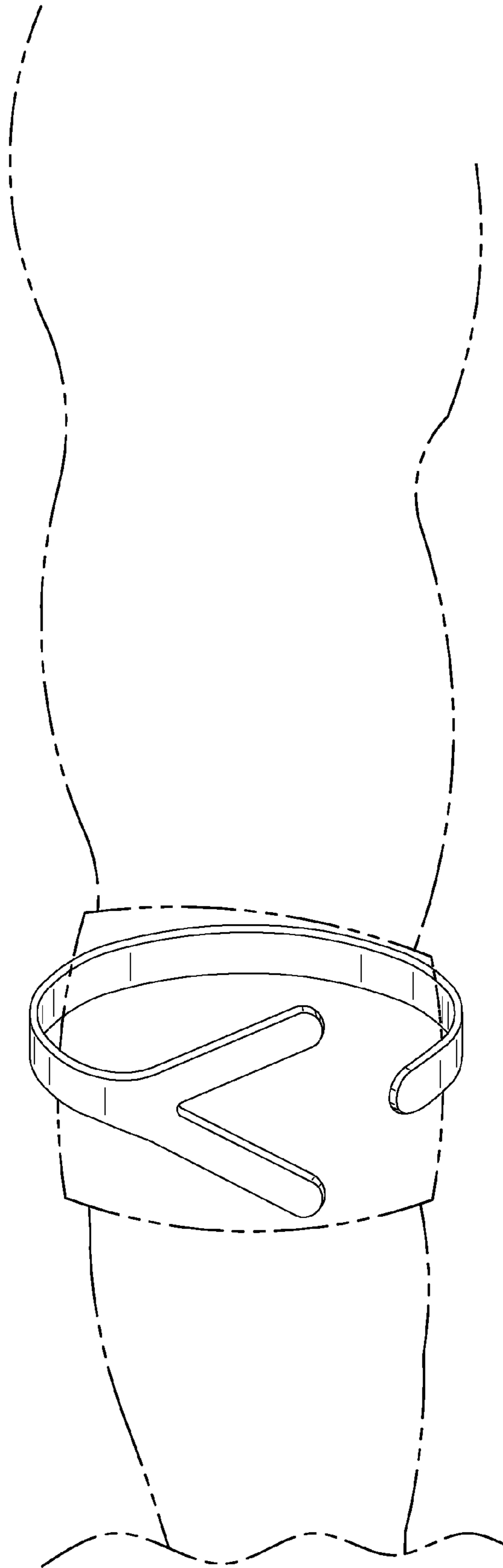


FIG. 6